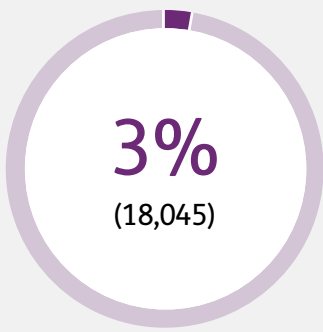


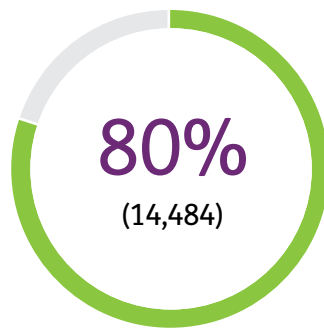


Insights

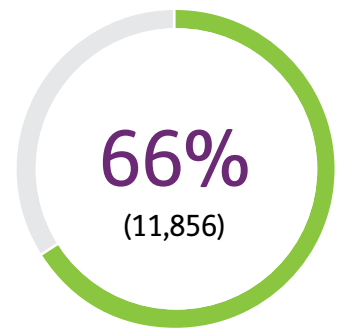
As at 30 June 2023:



of the **610,502** active participants in the NDIS have a **primary disability of an acquired brain injury**.

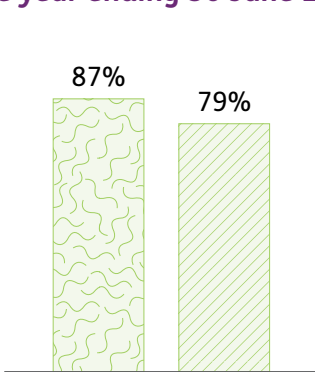


of participants with an acquired brain injury **are aged 35 years and over**.



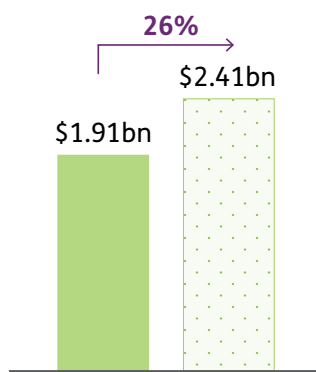
of participants with an acquired brain injury **are male**.

In the year ending 30 June 2023:



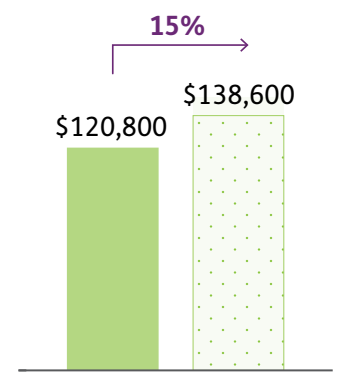
79%

of access decisions for applicants with an acquired brain injury **aged 25 years and over** resulted in the applicant joining the Scheme, compared to 87% for those aged under 25 years.



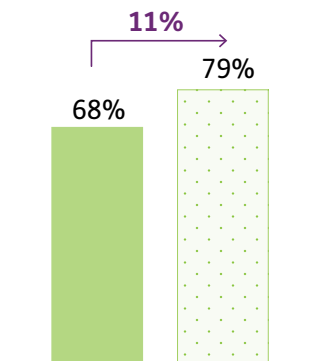
\$2.41 billion

of paid supports were provided to participants with an acquired brain injury, compared to **\$1.91bn** in the previous year, an increase of 26%.



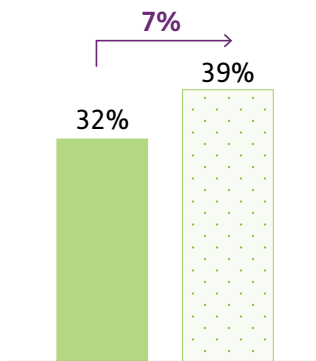
\$138,600

was the average payment for a participant with an acquired brain injury, an increase of 15% compared to the previous year.



79%

of participants with an acquired brain injury aged 15 and over indicated the NDIS had helped to improve their choice and control at their latest reassessment, which is an 11 percentage point increase from their first reassessment at 68%.⁵



39%

of participants aged 15 and over with an acquired brain injury indicated they had engagement in social and community activities, which is a 7 percentage point increase from baseline at 32%.⁵



71%

was the weighted average satisfaction rate for participants with an acquired brain injury over the 4 stages of the pathway.

‘Now I can enjoy going out when I want to without having to rely on others, it’s empowering.’

NDIS participant, Amanda

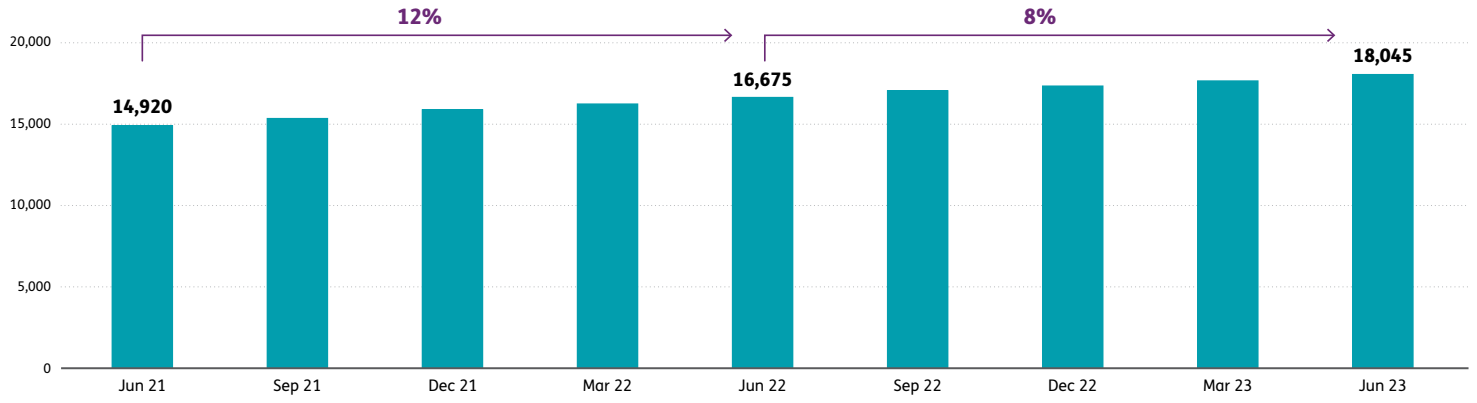


Section 1: Participants



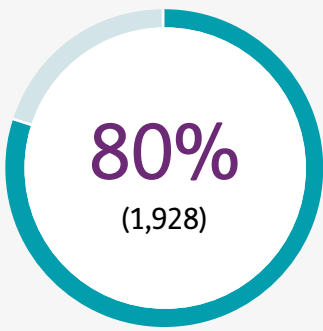
Active participant trend

The number of participants with an acquired brain injury has increased by **12%** and **8%** in the last two years.



Access

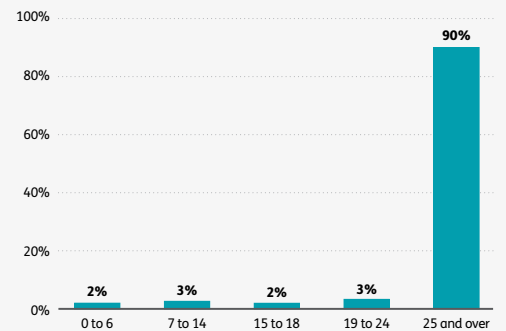
In the year ending 30 June 2023:



of access decisions for applicants with an acquired brain injury resulted in the applicant joining the Scheme, compared to 76% of access decisions for all applicants.



access decisions have been made for applicants with an acquired brain injury (1,928 participants met access and are still active).

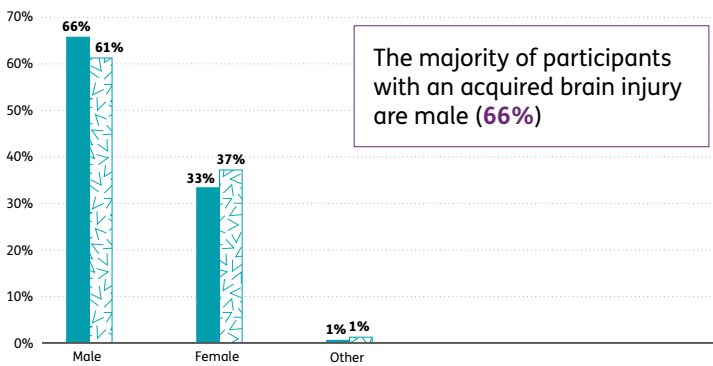


Of the **1,928** participants with an acquired brain injury who joined the Scheme in the year ending 30 June 2023, **1,733 (90%)** were aged 25 years and over.

■ Acquired brain injury ▨ All participants

Gender

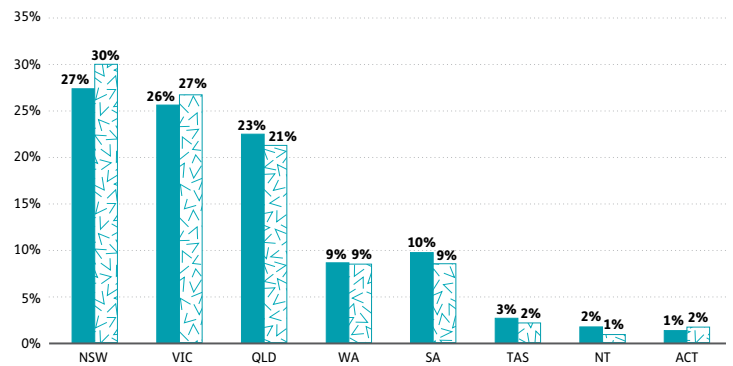
Distribution of active participants by gender



The majority of participants with an acquired brain injury are male (**66%**)

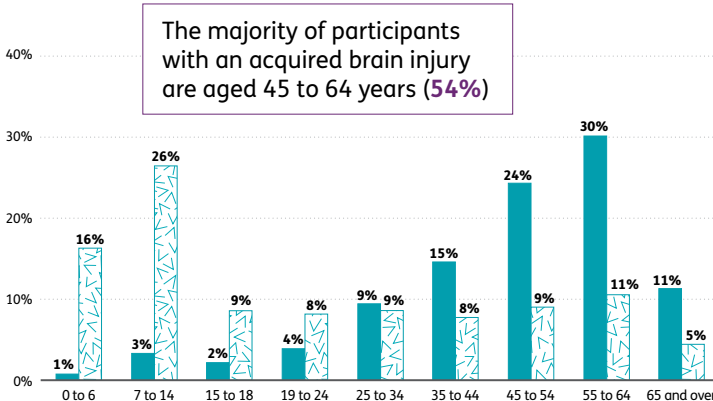
State/Territory

Distribution of active participants by State/Territory



Age band

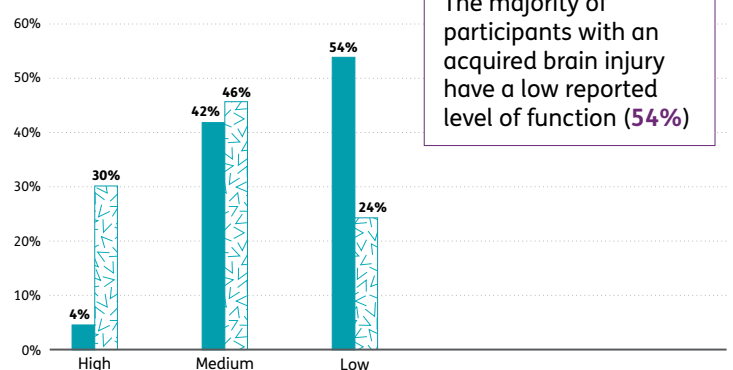
Distribution of active participants by age band



The majority of participants with an acquired brain injury are aged 45 to 64 years (**54%**)

Reported level of function

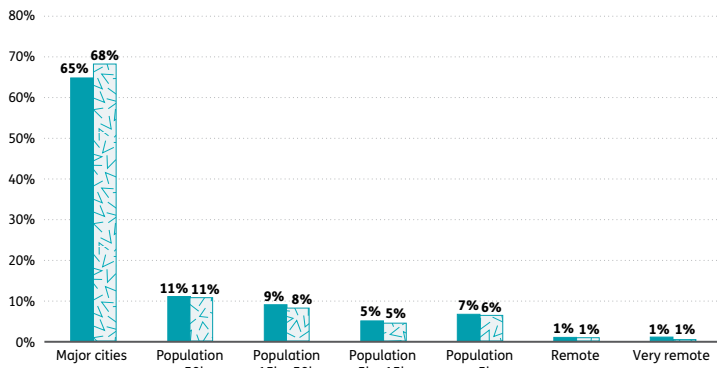
Distribution of active participants by reported level of function



The majority of participants with an acquired brain injury have a low reported level of function (**54%**)

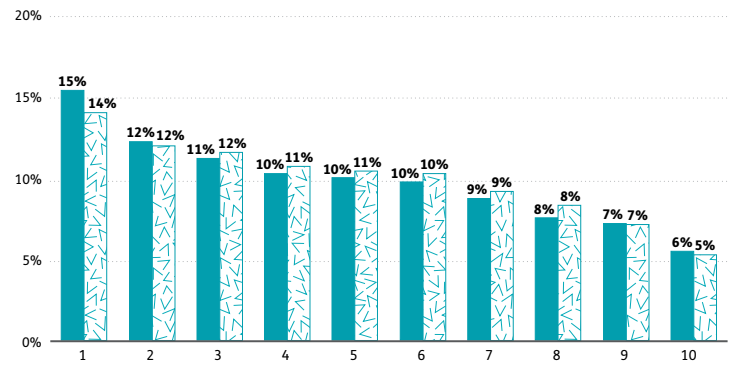
Remoteness

Distribution of active participants by remoteness



SEIFA score (using Index of Education and Occupation)

Distribution of active participants by SEIFA score¹



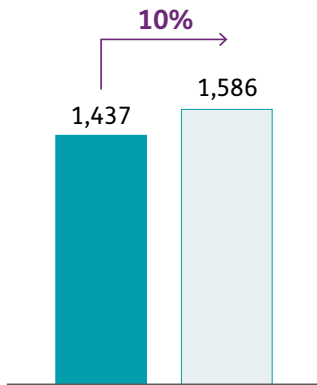
There is a greater proportion of participants with an acquired brain injury who reside in areas with a lower socioeconomic score

‘Michael’s life has changed immensely, and it would not have been possible without the NDIS.’

Mother of NDIS participant, Michael

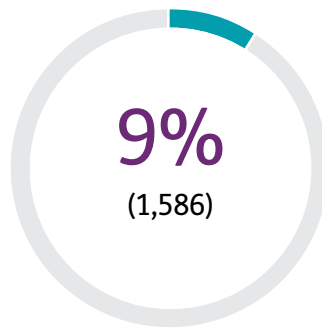
First Nations

In the year ending 30 June 2023:

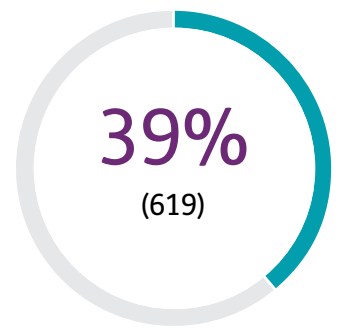


The number of participants with an acquired brain injury who identify as First Nations people has increased from 1,437 to 1,586, an increase of 10%.

At 30 June 2023:



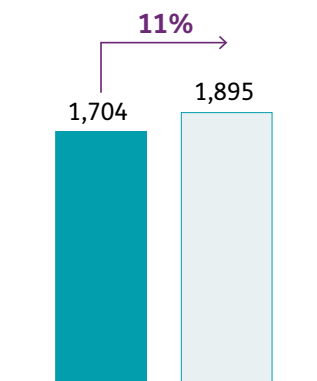
of participants with an acquired brain injury identified themselves as First Nations people, compared to 8% (46,694) for all participants.



of participants with an acquired brain injury who identify as First Nations people live in a major city, compared to 68% (417,206) for all participants.

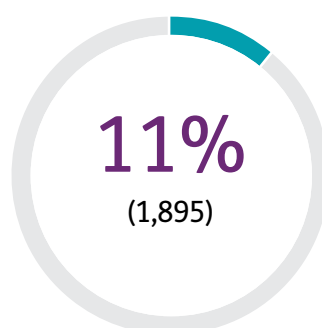
Culturally and Linguistically Diverse (CALD)

In the year ending 30 June 2023:

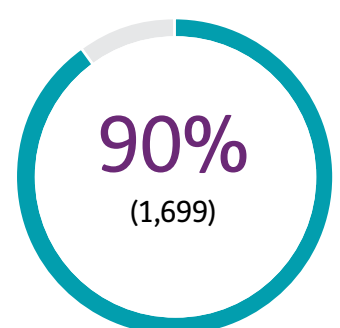


The number of participants with an acquired brain injury who identify as CALD has increased from 1,704 to 1,895, an increase of 11%.

At 30 June 2023:



of participants with an acquired brain injury identified as CALD, compared to 9% (55,751) for all participants.



of participants with an acquired brain injury who identify as CALD live in a major city, compared to 68% (417,206) for all participants.

Section 2: Payments



Total payments

In the year ending 30 June 2023:

the NDIS provided

\$2.41 billion

of paid supports to participants with an acquired brain injury.

In the previous year:

the NDIS provided

\$1.91 billion

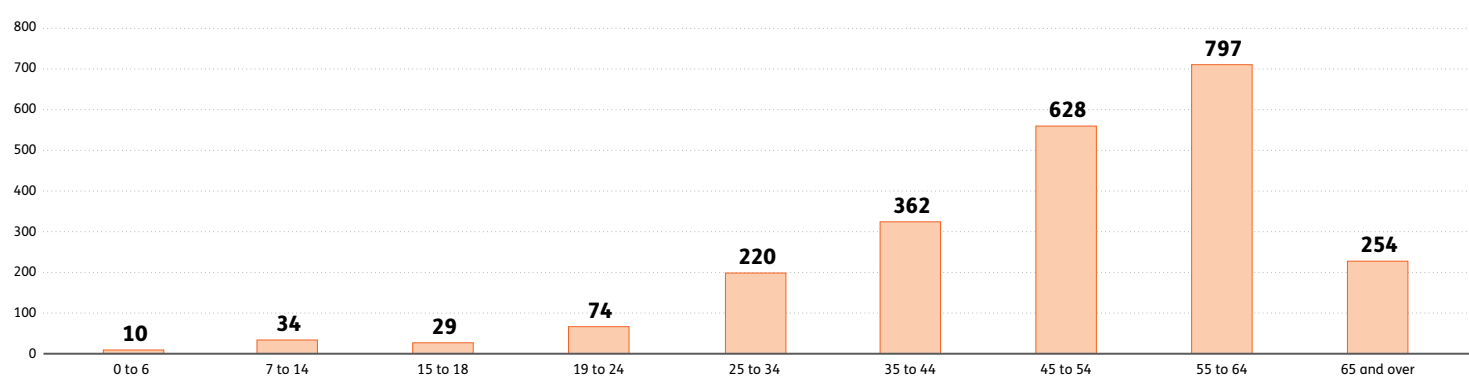
of paid supports to participants with an acquired brain injury.

↑ 26%

Total payments by support category (\$m)²

Support Category	Year ending 30 June 2023	Year ending 30 June 2022	% increase
Core – daily activities	1,528.9	1,250.0	22%
Core – community	482.9	332.1	45%
Core – consumables & transport	58.3	50.8	15%
Capacity building – daily activities	148.3	125.0	19%
Capacity building – other	119.0	99.1	20%
Capital	70.7	54.5	30%
Total	2,408.1	1,911.6	26%

Total payments by age band for the year ending 30 June 2023 (\$m)



Average payments

The average payment³ per participant with an acquired brain injury was

\$138,600

for the year ending 30 June 2023.

The average payment per participant with an acquired brain injury was

\$120,800

for the year ending 30 June 2022.

↑ 15%

Comparing average payments³ for the same group of participants with an acquired brain injury between this year and last year⁴:

	Year ending 30 June 2023	Year ending 30 June 2022	% increase
Aged under 18 years	\$66,700	\$55,900	19%
Aged 18 years and over not in SIL	\$96,700	\$86,700	12%
Aged 18 years and over in SIL	\$426,300	\$381,000	12%
All	\$141,800	\$120,800	17%

Participants in Supported Independent Living (SIL)

Total payments by support category for the year ending 30 June 2023 (\$m)

Support Category	Participants in SIL	Participants not in SIL	Total
Core – daily activities	800.2	728.7	1,528.9
Core – community	118.3	364.6	482.9
Core – consumables & transport	13.4	44.9	58.3
Capacity building – daily activities	28.6	119.7	148.3
Capacity building – other	31.1	87.8	119.0
Capital	31.6	39.2	70.7
Total	1,023.2	1,384.9	2,408.1

For participants aged 18 years and over with an acquired brain injury

In the year ending 30 June 2023:

15%

were participants in SIL.

44%

of payments were to participants in SIL.

A year ago:

13%

were participants in SIL.

40%

of payments were to participants in SIL.

Section 3: Participant outcomes and satisfaction



Outcomes

The outcome results at 30 June 2023 compare baseline results to the latest results for participants with an acquired brain injury who have been in the Scheme for at least two years.⁵

Social and community participation

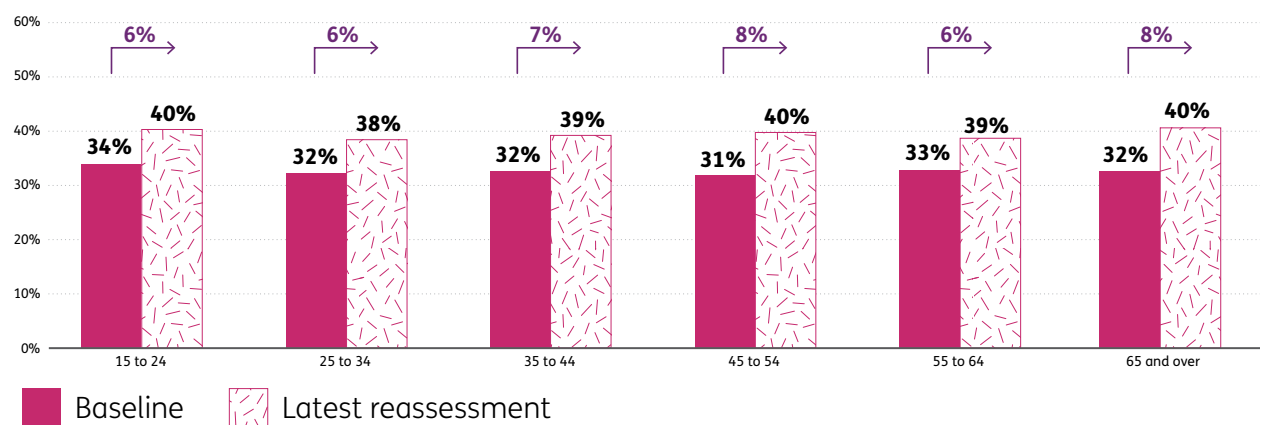


For participants aged 15 years and over with an acquired brain injury, **39%** said at their latest reassessment that they were actively involved in a community, cultural or religious group in the last 12 months. This compares to **42%** for the Scheme as a whole.

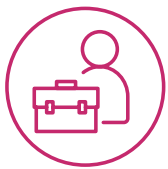
Comparing responses at the most recent plan reassessment (between two to seven years after entry) with responses at Scheme entry (or baseline), there has been a:

- **7 percentage point increase** from **32%** to **39%** for participants aged 15 years and over
- **7 percentage point increase** from **32%** to **39%** for participants aged 25 years and over.

The chart below shows outcomes for different age groups.



Participant employment

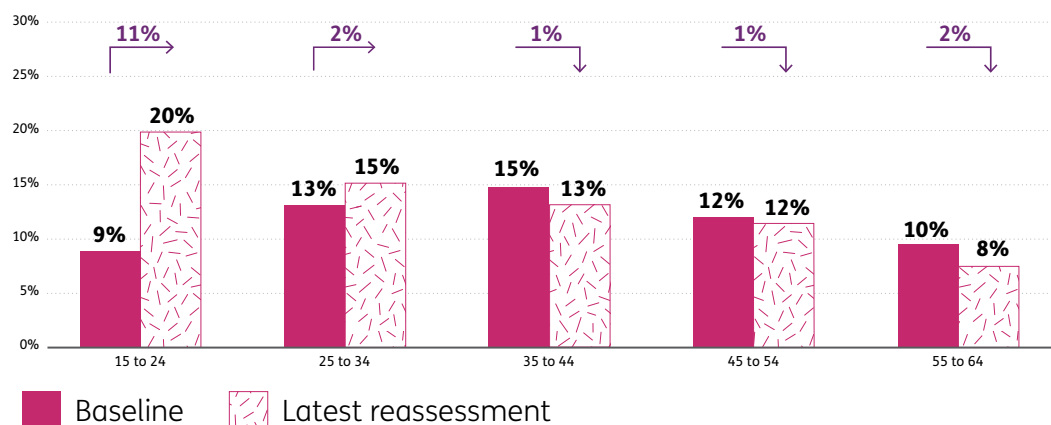


For participants aged 15 to 64 years with an acquired brain injury, **11%** reported that they had a paid job at their latest reassessment. This compares to **23%** for the Scheme as a whole.

Comparing responses at the most recent plan reassessment (between two to seven years after entry) with responses at Scheme entry, there has been a:

- **minimal movement from baseline** from **11%** for participants aged 15–64 years
- **1 percentage point decrease** from **12%** to **11%** for participants aged 25–64 years.

The chart below shows outcomes for different age groups.



Family and carer employment



Family/carers of participants with an acquired brain injury reported an employment rate of **37%**, which is **lower** than the Scheme average family/carers employment rate of **50%**.

Comparing responses at the most recent plan reassessment (between two to seven years after entry) with responses at Scheme entry, there has been a:

- **6 percentage point increase** from **42%** to **48%** for participants aged 0–14 years
- **minimal movement from baseline** from **35%** for participants aged 15 years and over
- **1 percentage point increase** from **36%** to **37%** for participants across all ages.

Choice and control

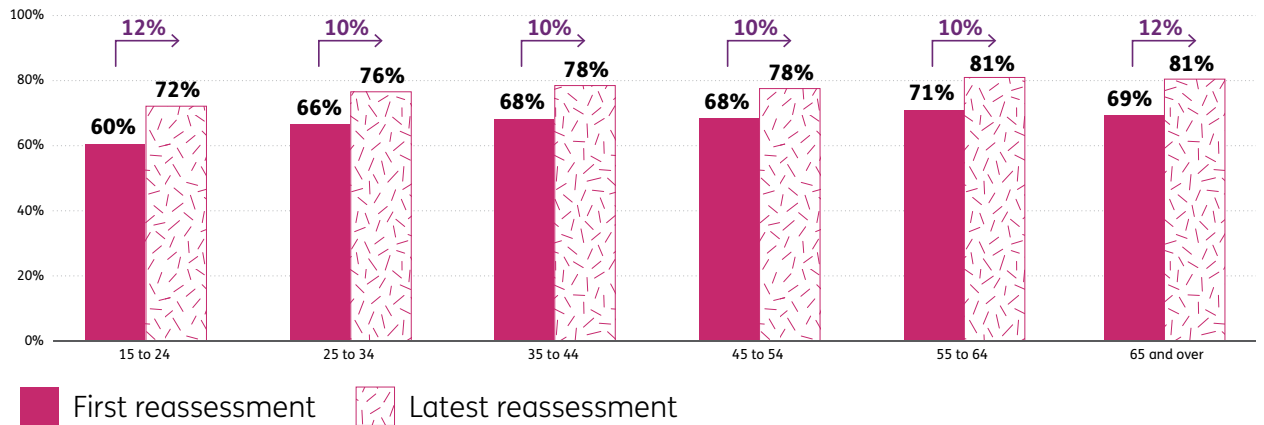


At 30 June 2023, **79%** of participants aged 15 years and over with an acquired brain injury said the NDIS has helped them have more choice and control over their life. This is **higher** than the Scheme average rate at **77%**.


Comparing responses at the most recent plan reassessment (between two to seven years after entry) with responses at their first plan reassessment, there has been a:

- **11 percentage point increase** from **68%** to **79%** for participants aged 15 years and over
- **10 percentage point increase** from **69%** to **79%** for participants aged 25 years and over.

The chart below shows outcomes for different age groups.



For children aged 0 to before starting school



- **94%** of parents and carers for children with an acquired brain injury thought the NDIS improved their child's development at their most recent plan reassessment, compared to **86%** at their first reassessment. This is an **8 percentage point increase** from the first reassessment.
- **97%** of parents and carers for children with an acquired brain injury thought the NDIS improved their child's access to specialist services at their latest plan reassessment, compared to **88%** at their first reassessment. This is a **9 percentage point increase** from the first reassessment.

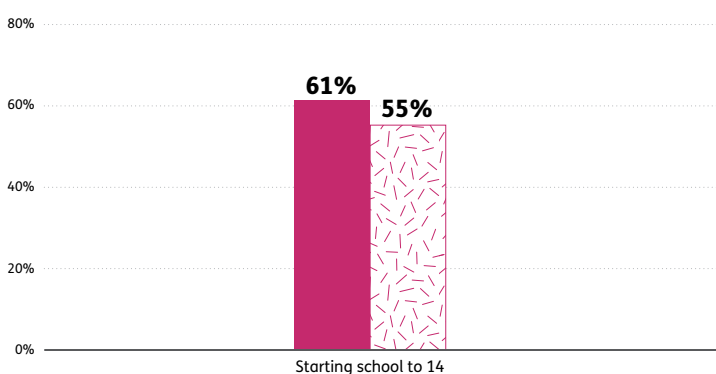
For children starting school to 14 years



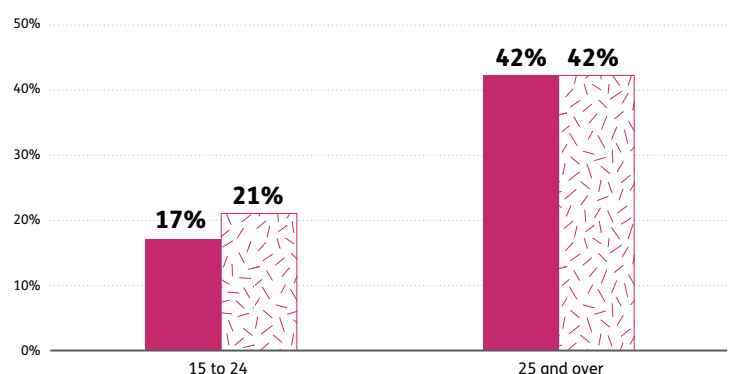
- **69%** of parents and carers for children with an acquired brain injury felt their child had become more independent as a result of the NDIS at their most recent plan reassessment, compared to **58%** at their first reassessment. This is an **11 percentage point increase** from the first reassessment.
- **57%** of parents and carers for children with an acquired brain injury felt the NDIS has improved their child's relationship with family and friends at their most recent plan reassessment, compared with **49%** at their first reassessment. This is a **7 percentage point increase** from the first reassessment.

Education outcomes

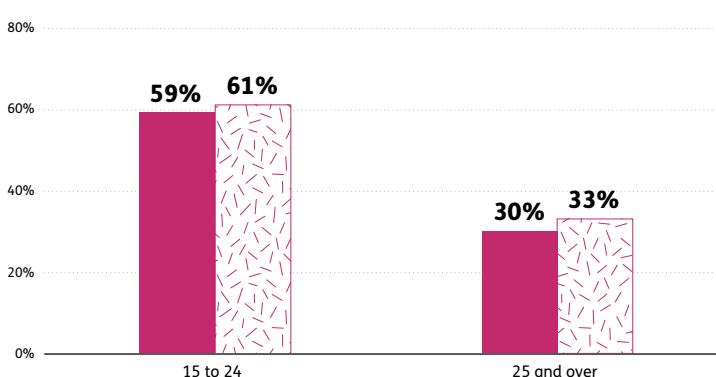
% of children attending school in a mainstream class



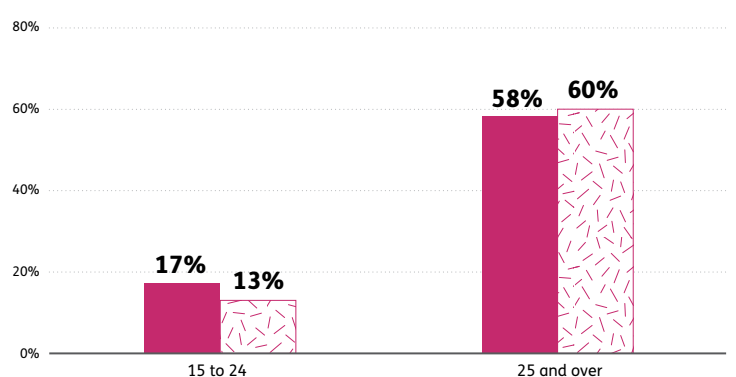
% who have a post-school qualification



% who get opportunities to learn new things



% who are working in an Australian Disability Enterprise (of those participants who are working in a paid job)



■ Baseline ■ Latest reassessment

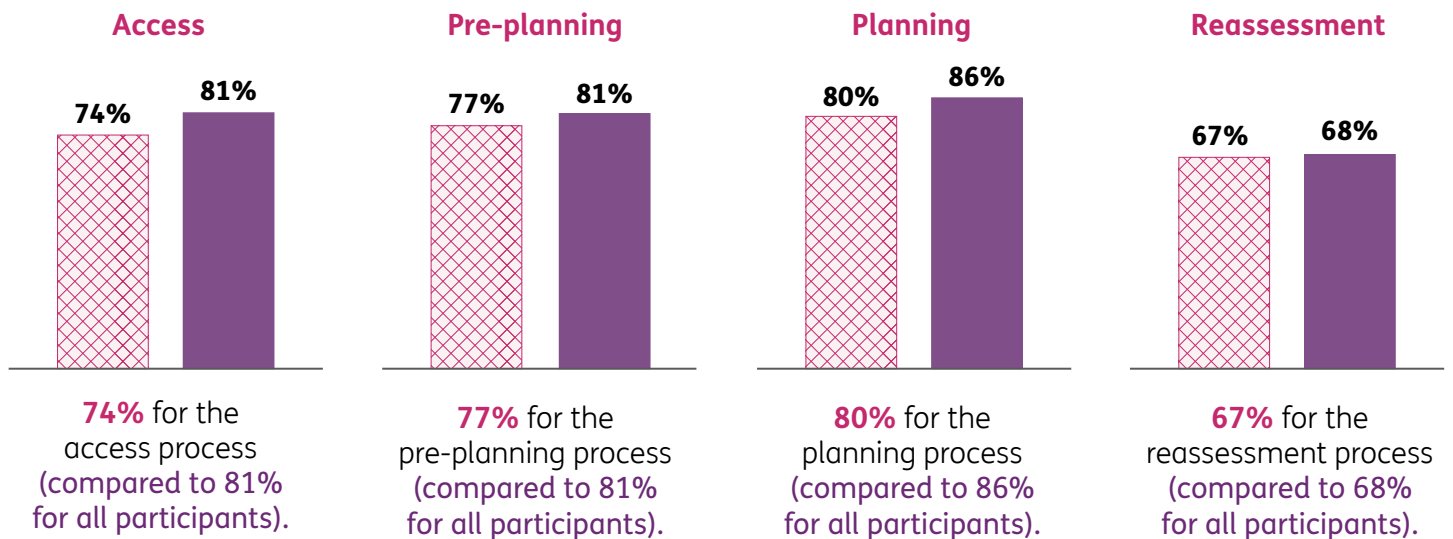
‘My NDIS goal was to become more independent within my local community and now I’ve been supported to achieve it.’

NDIS participant, Amanda

Satisfaction

In the year ending 30 June 2023:

the percentage of participants with an acquired brain injury who rated their experience with the NDIS⁶ as **good or very good** was:



The weighted average satisfaction result for participants with an acquired brain injury who rated their experience as **good or very good** over the 4 stages of the pathway was **71%**.

- This rate was **69%** in the previous year.
- This compares to a satisfaction rate of **75%** for all participants.

Complaints



There were **1,704** complaints raised by participants with an acquired brain injury in the year ending 30 June 2023 (a complaint rate of **10%**⁷):

- The complaint rate 12 months ago for participants with an acquired brain injury was **10%**, **the same as** the current year.
- This compares to a complaint rate of **6%** for all participants.

Section 4: Providers

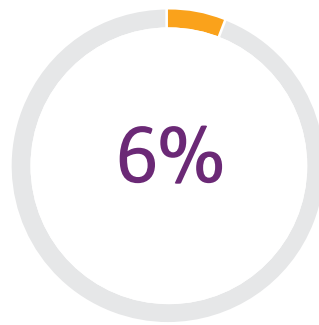


In the year ending 30 June 2023:

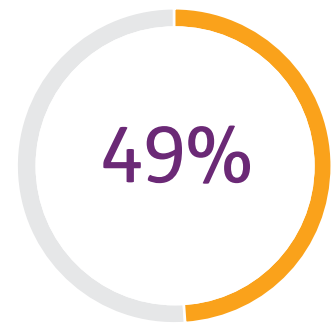
For providers supporting participants with an acquired brain injury:



providers received a payment⁸.



of payments were received by the top 10 providers.

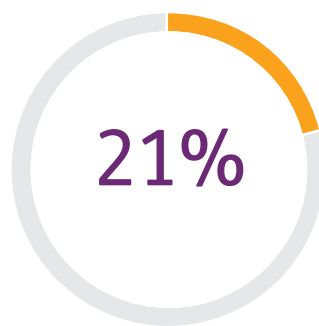


of these providers were companies or organisations and **51%** were individuals or sole traders.

For providers supporting participants with an acquired brain injury who **used a plan manager**:



providers received a payment⁹.



of providers were registered and **79%** were unregistered¹⁰.



was paid in the year ending 30 June 2023 (**52%** of payments to participants with an acquired brain injury).

For providers supporting **agency-managed** participants with an acquired brain injury:



providers received a payment.



of providers were registered.



was paid in the year ending 30 June 2023 (**43%** of payments to participants with an acquired brain injury).



For providers supporting **self-managed** participants with an acquired brain injury, **\$126m** was paid in the year ending 30 June 2023 (which is **5%** of all payments to participants with an acquired brain injury). At this time, for self-managed payments, the total number of providers and the registration status of providers is unable to be determined since it is not a requirement for self-managed participants to provide the ABN at the time of payment.

Key definitions

Definitions of terms used in this dashboard are consistent with those in Appendix A of the Quarterly Report to disability ministers published on the NDIS website.

SEIFA

1. The Australian Bureau of Statistics SEIFA Index of Education and Occupation (IEO) is used by NDIA to classify participants into socio-economic deciles, with decile one representing participants in the lowest socio-economic decile, and decile ten representing participants in the highest socio-economic decile. SEIFA deciles are allocated based on the Statistical Area 1 (SA1) that a participant lives in.

Payments

2. The sum of the payments by support category may not equal the total payments shown in the table since the total may include payments with a “missing” support category. Daily activity supports include therapies.
3. Average payments per participant are calculated using a 12 month period prior to the reporting date.
4. The average payment for the same group of participants is compared across two different time periods (12 months ending 30 June 2023 vs 12 months ending 30 June 2022). Payments for participants who had an initial plan approved after 30 June 2022 are not included.

Outcomes

5. The Participant Outcome section compares baseline results when participants entered the Scheme or at their first plan reassessment, with results measured at the most recent participant plan reassessment for each respondent. Results are for participants who have been in the Scheme for at least two years and NDIS trial participants are excluded. All outcome results are rounded to the nearest percentage but the percentage point increases or decreases are calculated based on the unrounded results.

Satisfaction

6. The NDIA gathers responses at the four primary stages of the participant pathway – access, pre-planning, planning and plan reassessment.

Complaints

7. The complaint rate is calculated as the number of complaints in the year divided by the active participant exposure in the year.

Providers

8. The count of providers is by ABN and includes registered and unregistered providers supporting agency-managed participants and participants who use a plan manager. Note that for self-managed payments, the total number of providers is unable to be determined since it is not a requirement for self-managed participants to provide the ABN at the time of payment.
9. For each plan management type, a single provider is counted if they received a payment in the year for that plan management type. Note that a single provider can receive payments across more than one plan management type so may be included in more than one count.
10. A registered provider is an approved person or provider of supports who is registered with the NDIS Quality and Safeguard Commission. While a registered provider can provide supports to all participants, an unregistered provider can only provide supports to participants who use a plan manager or who are self-managed.