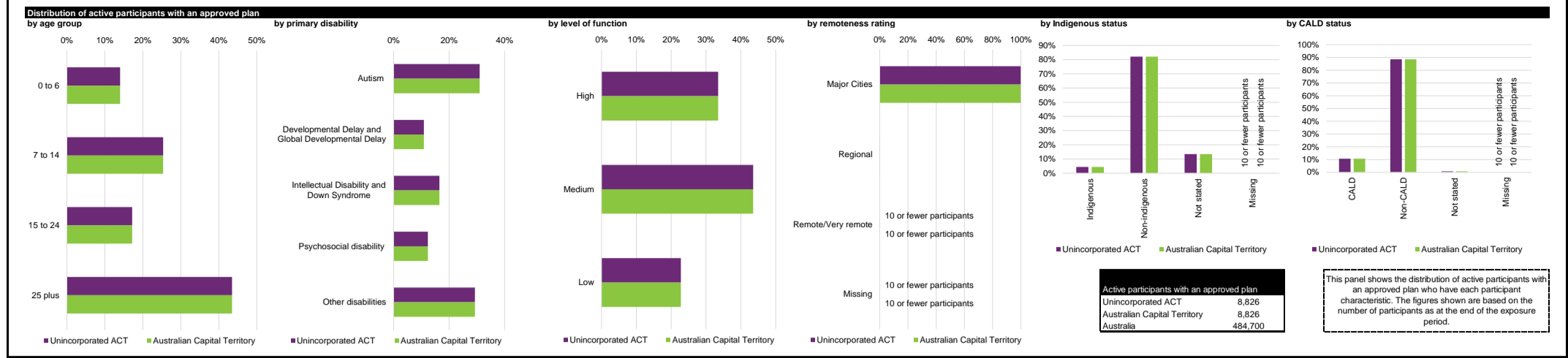
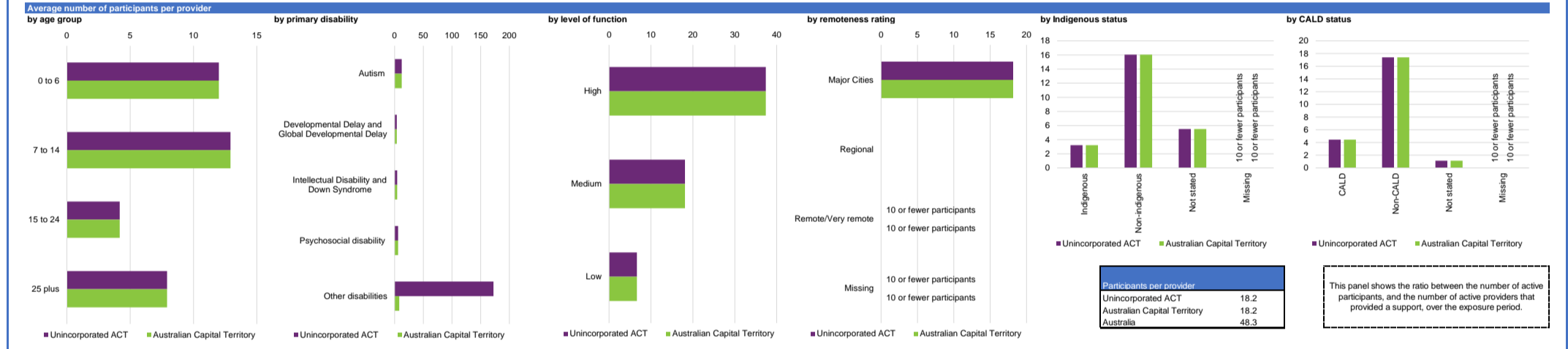


Participant profile

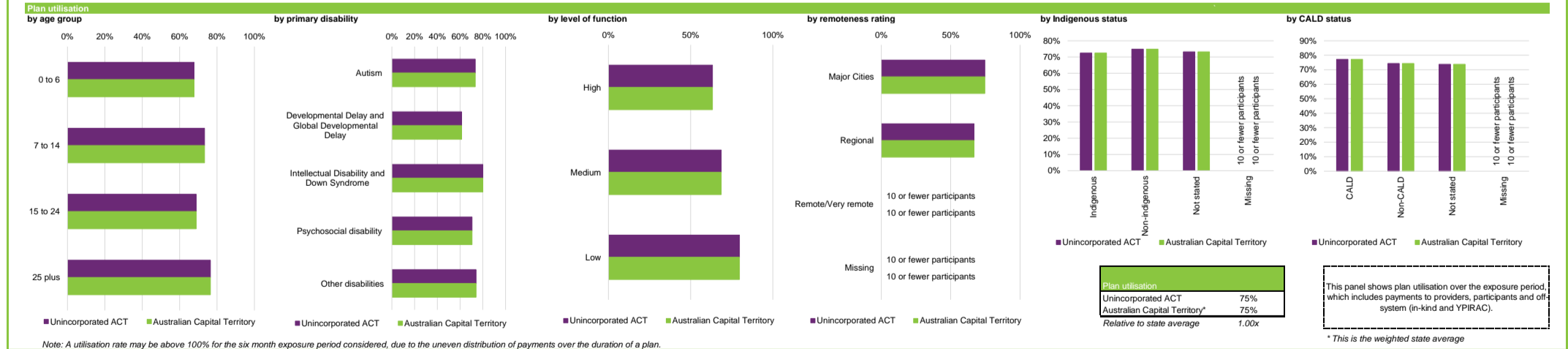
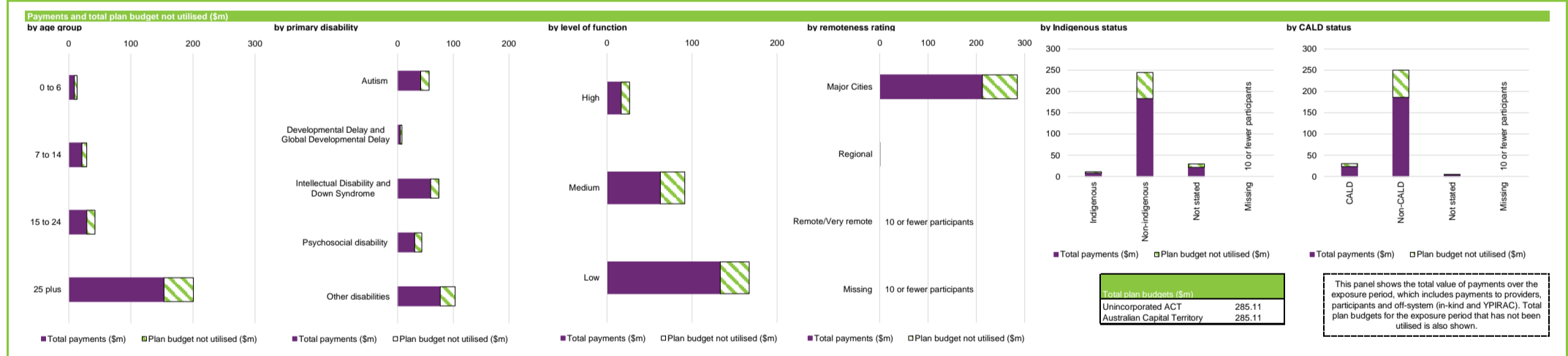
Please note that the data presented are based on only six months of data and not a full year.



Service provider indicators



Plan utilisation



Note: A utilisation rate may be above 100% for the six month exposure period considered, due to the uneven distribution of payments over the duration of a plan.

Outcomes framework



Support category summary

Support category	Active participants with approved plans	Active providers	Participants per provider	Total plan budgets (\$m)	Average plan budget (\$)	Payments (\$m)	Average payments (\$)	Utilisation	Outcomes indicator on choice and control	Has the NDIS helped with choice and control?
<b>Core</b>										
Consumables	5,329	126	42.3	5.5	1,032	3.3	614	60%	69%	78%
Daily Activities	4,770	192	24.8	145.3	30,453	125.8	26,366	87%	64%	80%
Community	4,707	128	36.8	50.4	10,699	6.4	6,630	62%	61%	79%
Transport	3,616	27	133.9	6.3	1,730	31.2	1,759	102%	61%	80%
<b>Core total</b>	<b>7,325</b>	<b>276</b>	<b>26.5</b>	<b>207.4</b>	<b>28,310</b>	<b>166.6</b>	<b>22,745</b>	<b>80%</b>	<b>65%</b>	<b>77%</b>
<b>Capacity Building</b>										
Choice and Control	10 or fewer participants	10 or fewer participants	10 or fewer participants	10 or fewer participants	10 or fewer participants	10 or fewer participants	10 or fewer participants	10 or fewer participants	60%	78%
Daily Activities	8,473	207	40.9	44.7	5,271	27.1	3,204	61%	65%	77%
Employment	392	28	14.0	2.7	6,765	1.2	3,153	47%	43%	72%
Relationships	1,008	50	20.2	4.6	4,535	2.4	2,366	52%	26%	77%
Social and Civic	2,055	54	38.1	5.1	2,461	2.3	1,108	45%	55%	79%
Support Coordination	3,305	139	23.8	6.6	1,991	4.7	1,417	71%	56%	78%
<b>Capacity Building total</b>	<b>8,676</b>	<b>318</b>	<b>27.3</b>	<b>68.1</b>	<b>7,852</b>	<b>41.4</b>	<b>4,774</b>	<b>61%</b>	<b>65%</b>	<b>77%</b>
<b>Capital</b>										
Assistive Technology	1,711	94	18.2	7.3	4,266	3.8	2,202	52%	77%	81%
Home Modifications	401	17	23.6	2.3	5,769	0.9	2,325	40%	72%	83%
<b>Capital total</b>	<b>1,824</b>	<b>104</b>	<b>17.5</b>	<b>9.6</b>	<b>5,270</b>	<b>4.7</b>	<b>2,576</b>	<b>49%</b>	<b>77%</b>	<b>81%</b>
<b>All support categories</b>	<b>8,826</b>	<b>485</b>	<b>18.2</b>	<b>285.1</b>	<b>32,303</b>	<b>212.7</b>	<b>24,102</b>	<b>75%</b>	<b>65%</b>	<b>77%</b>

Note: Only the major support categories are shown.  
 Note: The Capacity Building total includes Health and Wellbeing, Home Living and Lifelong Learning although these support categories are not shown.  
 Note: A utilisation rate may be above 100% for the six month exposure period considered, due to the uneven distribution of payments over the duration of a plan.  
 In addition, the utilisation rate for core supports may be above 100% due to lungbilly which refers to the ability of participants to use their funding flexibly between different support types, albeit within certain limitation.

Indicator definitions

<b>Active participants with approved plans</b>	Number of active participants who have an approved plan and reside in the LGA / have supports relating to the support category in their plan.
<b>Active providers</b>	Number of providers that received payments for supports provided to participants within the LGA / support category, over the exposure period.
<b>Participants per provider</b>	Ratio between the number of active participants and the number of active providers.
<b>Total plan budgets</b>	Value of supports committed in participant plans for the exposure period.
<b>Payments</b>	Value of all payments over the exposure period, including payments to providers, payments to participants and off-system payments (in-kind and Younger People In Residential Aged Care (YPIRAC)).
<b>Utilisation</b>	Ratio between payments and total plan budgets.
<b>Outcomes indicator on choice and control</b>	Proportion of participants who reported in their most recent outcomes survey that they choose who supports them.
<b>Has the NDIS helped with choice and control?</b>	Proportion of participants who reported in their most recent outcomes survey that the NDIS has helped with choice and control.