

NDIS Participants Outcomes

30 June 2020

**Appendix E – Participants from
birth to starting school**

Contents

Appendix E.1 - Participants from birth to starting school - Baseline indicators - entry year 2019/20 - aggregate	5
Appendix E.1.1 - Participant Information	5
Appendix E.1.2 - Daily living.....	5
Appendix E.1.3 - Choice and control	6
Appendix E.1.4 - Relationships	6
Appendix E.1.5 - Social, community and civic participation	7
Appendix E.1.6 - Specialist services	11
Appendix E.1.7 - Respondent type.....	12
Appendix E.2 - Participants from birth to starting school - Baseline indicators - entry year 2019/20 - by participant characteristics	13
Appendix E.2.1 - Participant Information	13
Baseline indicators for SF - by participant characteristics	13
Appendix E.2.2 - Daily living.....	15
Baseline indicators for SF - by participant characteristics	15
Appendix E.2.2 - Daily living.....	18
Baseline indicators for LF - by participant characteristics.....	18
Appendix E.2.3 - Choice and control	20
Baseline indicators for SF - by participant characteristics	20
Appendix E.2.3 - Choice and control	22
Baseline indicators for LF - by participant characteristics.....	22
Appendix E.2.4 - Relationships	25
Baseline indicators for SF - by participant characteristics	25
Appendix E.2.4 - Relationships	30
Baseline indicators for LF - by participant characteristics.....	30
Appendix E.2.5 - Social, community and civic participation	32
Baseline indicators for SF - by participant characteristics	32
Appendix E.2.5 - Social, community and civic participation	40
Baseline indicators for LF - by participant characteristics.....	40
Appendix E.2.6 - Specialist services	47
Baseline indicators for LF - by participant characteristics.....	47
Appendix E.3 - Participants from birth to starting school - Longitudinal indicators from baseline to first review - C1 cohort - aggregate.....	50
Appendix E.3.1 - Participant Information	50
Appendix E.3.2 - Daily living.....	50
Appendix E.3.3 - Choice and control	51
Appendix E.3.4 - Relationships	52
Appendix E.3.5 - Social, community and civic participation	53
Appendix E.3.6 - Specialist services	57
Appendix E.3.7 - Respondent type.....	59
Appendix E.4 - Participants from birth to starting school - Longitudinal indicators from baseline to second review - C2 cohort - aggregate	60

Appendix E.4.1 - Participant Information	60
Appendix E.4.2 - Daily living.....	60
Appendix E.4.3 - Choice and control	61
Appendix E.4.4 - Relationships	62
Appendix E.4.5 - Social, community and civic participation	63
Appendix E.4.6 - Specialist services	65
Appendix E.4.7 - Respondent type.....	67
Appendix E.5 - Participants from birth to starting school - Longitudinal indicators from baseline to third review - C3 cohort - aggregate	68
Appendix E.5.1 - Participant Information	68
Appendix E.5.2 - Daily living.....	68
Appendix E.5.3 - Choice and control	69
Appendix E.5.4 - Relationships	69
Appendix E.5.5 - Social, community and civic participation	70
Appendix E.5.6 - Specialist services	72
Appendix E.5.7 - Respondent type.....	73
Appendix E.6 - Participants from birth to starting school - Change in longitudinal indicators from baseline to first review - C1 cohort - by participant characteristics	74
Appendix E.6.1 - Participant Information	74
Change in longitudinal indicators from baseline to first review for SF - by participant characteristics	74
Appendix E.6.2 - Daily living.....	76
Change in longitudinal indicators from baseline to first review for SF - by participant characteristics	76
Appendix E.6.2 - Daily living.....	79
Change in longitudinal indicators from baseline to first review for LF - by participant characteristics	79
Appendix E.6.3 - Choice and control	81
Change in longitudinal indicators from baseline to first review for SF - by participant characteristics	81
Appendix E.6.3 - Choice and control	84
Change in longitudinal indicators from baseline to first review for LF - by participant characteristics	84
Appendix E.6.4 - Relationships	86
Change in longitudinal indicators from baseline to first review for SF - by participant characteristics	86
Appendix E.6.4 - Relationships	92
Change in longitudinal indicators from baseline to first review for LF - by participant characteristics	92
Appendix E.6.5 - Social, community and civic participation	94
Change in longitudinal indicators from baseline to first review for SF - by participant characteristics	94
Appendix E.6.5 - Social, community and civic participation	103
Change in longitudinal indicators from baseline to first review for LF - by participant characteristics	103

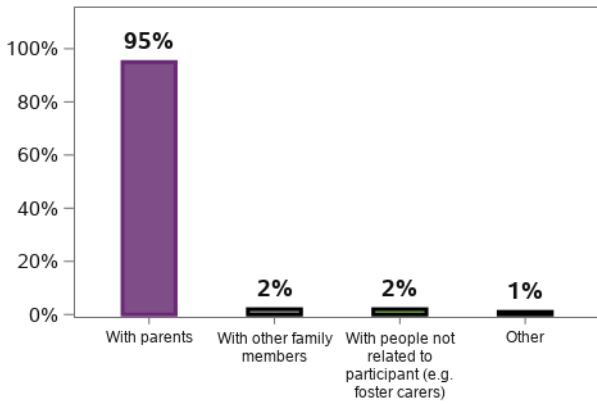
Appendix E.6.6 - Specialist services	110
Change in longitudinal indicators from baseline to first review for LF - by participant characteristics	110
Appendix E.7 - Participants from birth to starting school - Change in longitudinal indicators from baseline to second review - C2 cohort - by participant characteristics	113
Appendix E.7.1 - Participant Information	113
Change in longitudinal indicators from baseline to second review for SF - by participant characteristics	113
Appendix E.7.2 - Daily living.....	115
Change in longitudinal indicators from baseline to second review for SF - by participant characteristics	115
Appendix E.7.2 - Daily living.....	118
Change in longitudinal indicators from baseline to second review for LF - by participant characteristics	118
Appendix E.7.3 - Choice and control.....	119
Change in longitudinal indicators from baseline to second review for SF - by participant characteristics	119
Appendix E.7.3 - Choice and control.....	122
Change in longitudinal indicators from baseline to second review for LF - by participant characteristics	122
Appendix E.7.4 - Relationships	123
Change in longitudinal indicators from baseline to second review for SF - by participant characteristics	123
Appendix E.7.4 - Relationships	129
Change in longitudinal indicators from baseline to second review for LF - by participant characteristics	129
Appendix E.7.5 - Social, community and civic participation	130
Change in longitudinal indicators from baseline to second review for SF - by participant characteristics	130
Appendix E.7.6 - Specialist services	139
Change in longitudinal indicators from baseline to second review for LF - by participant characteristics	139
Appendix E.8 - Participants from birth to starting school - Change in longitudinal indicators from baseline to third review - C3 cohort - by participant characteristics.....	140
Appendix E.8.1 - Participant Information	140
Change in longitudinal indicators from baseline to third review for SF - by participant characteristics	140
Appendix E.8.2 - Daily living.....	142
Change in longitudinal indicators from baseline to third review for SF - by participant characteristics	142
Appendix E.8.3 - Choice and control.....	145
Change in longitudinal indicators from baseline to third review for SF - by participant characteristics	145
Appendix E.8.4 - Relationships	147
Change in longitudinal indicators from baseline to third review for SF - by participant characteristics	147

Appendix E.8.5 - Social, community and civic participation	152
Change in longitudinal indicators from baseline to third review for SF - by participant characteristics	152
Appendix E.9 - Participants from birth to starting school - Has the NDIS helped? indicators at first, second and third reviews - aggregate	158
Appendix E.9.1 - All domains	158
Appendix E.10 - Participants from birth to starting school - Has The NDIS helped? indicators at first review - by participant characteristics	159
Appendix E.10.1 - All domains	159
Has The NDIS Helped? indicators at first review for SF - by participant characteristics	159
Appendix E.11 - Participants from birth to starting school - Has The NDIS helped? indicators at second review - by participant characteristics	165
Appendix E.11.1 - All domains	165
Has The NDIS Helped? indicators at second review for SF - by participant characteristics ..	165
Appendix E.12 - Participants from birth to starting school - Has The NDIS helped? indicators at third review - by participant characteristics	171
Appendix E.12.1 - All domains	171
Has The NDIS Helped? indicators at third review for SF - by participant characteristics	171

Appendix E.1 - Participants from birth to starting school - Baseline indicators - entry year 2019/20 - aggregate

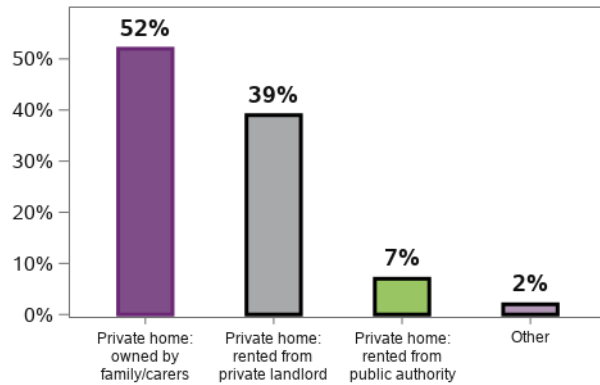
Appendix E.1.1 - Participant Information

Who does the child currently live with?



26881 responses; 36 missing

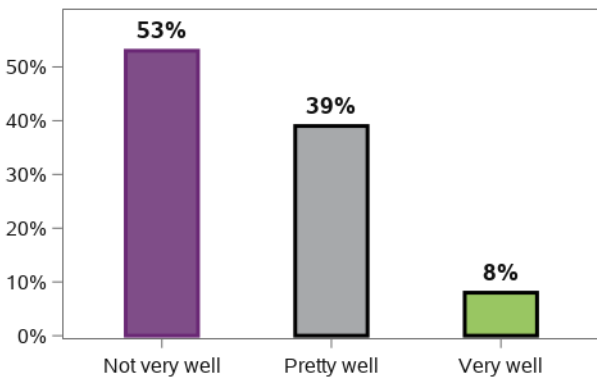
What type of housing does the child currently live in?



26459 responses; 458 missing

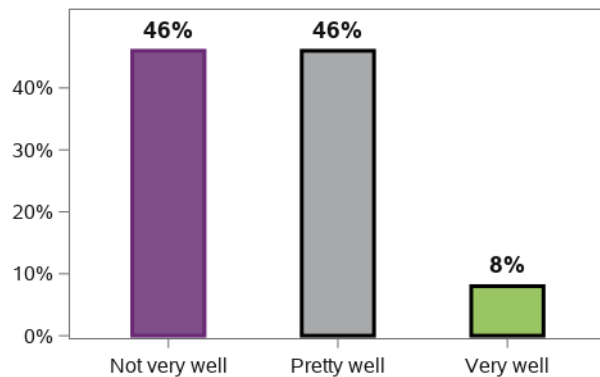
Appendix E.1.2 - Daily living

Most of the time my child manages his/her emotions?



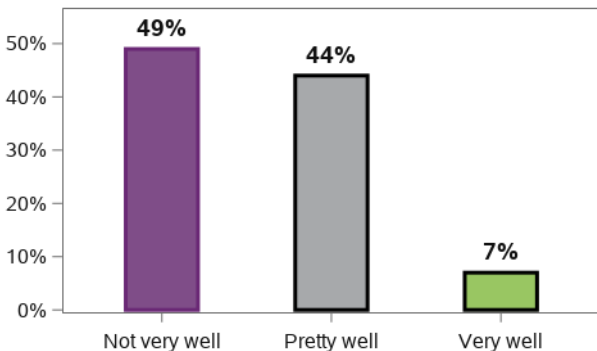
731 responses; 0 missing

Most of the time my child manages the demands of his/her world?



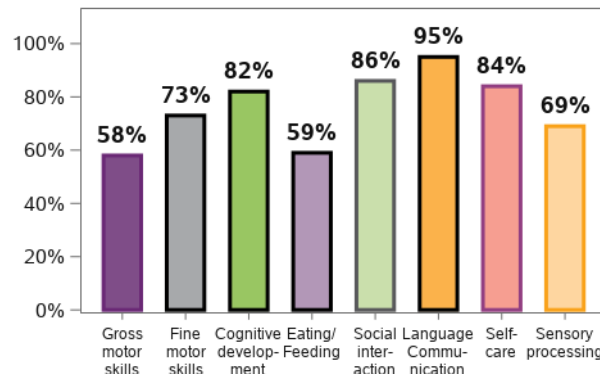
731 responses; 0 missing

Most of the time my child is able to do everyday task at home/in the park/at childcare



731 responses; 0 missing

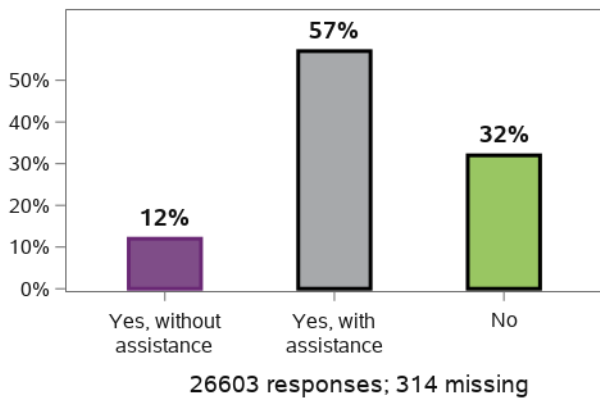
Do you have any concerns about your child's development in the following areas?



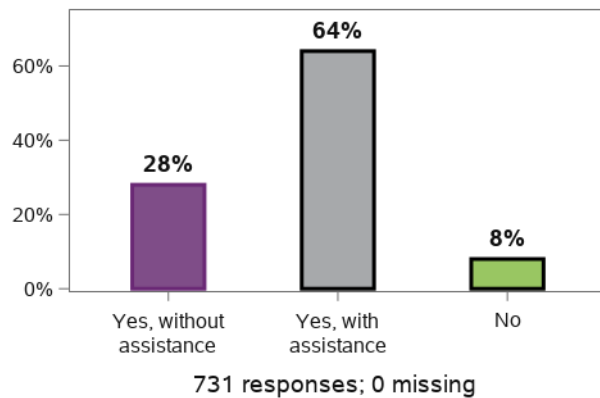
26917 responses; 0 missing

Appendix E.1.3 - Choice and control

My child is able to tell me what he/she wants

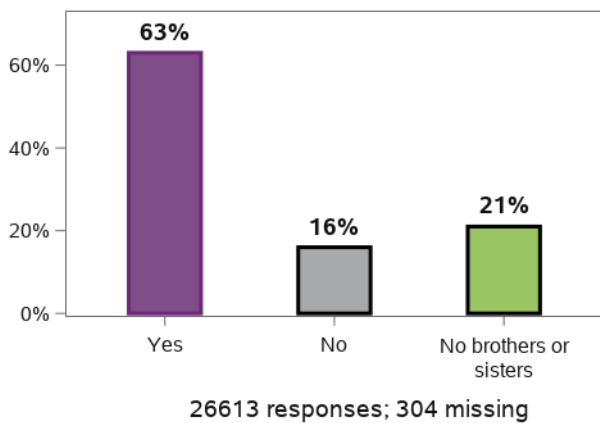


Once my child decides to do something he/she takes action (or indicates the need for assistance to take action)

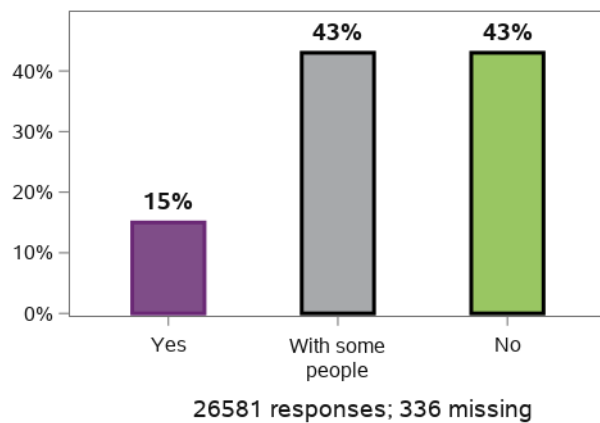


Appendix E.1.4 - Relationships

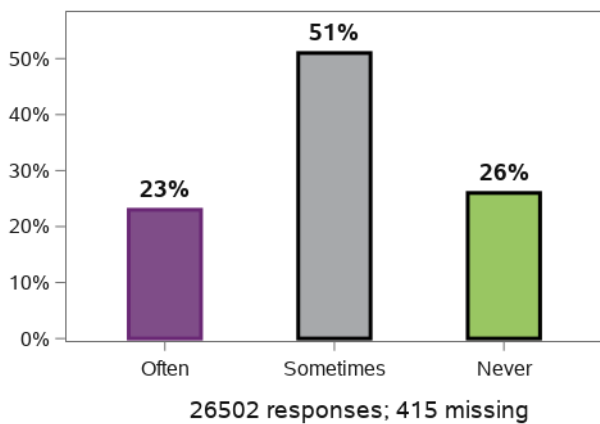
My child gets along with his/her brother(s)/sister(s)



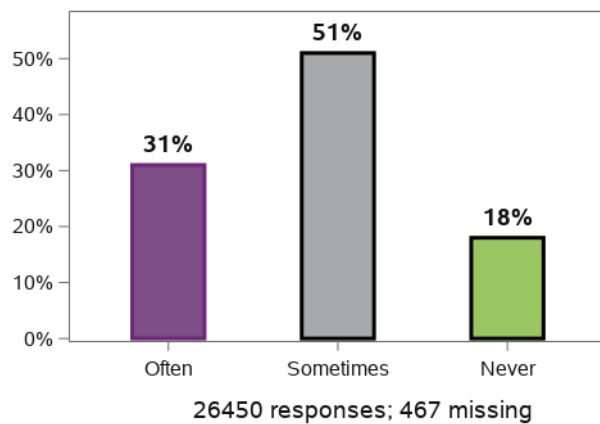
My child can make friends with people outside the family



My child joins me when I complete tasks at home

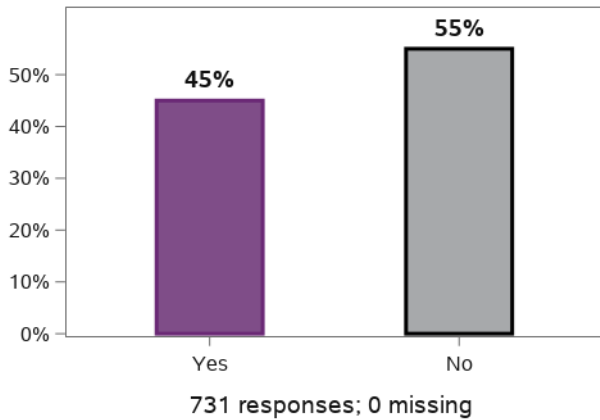


My child joins me when I complete tasks outside the home (e.g. shopping, sport)

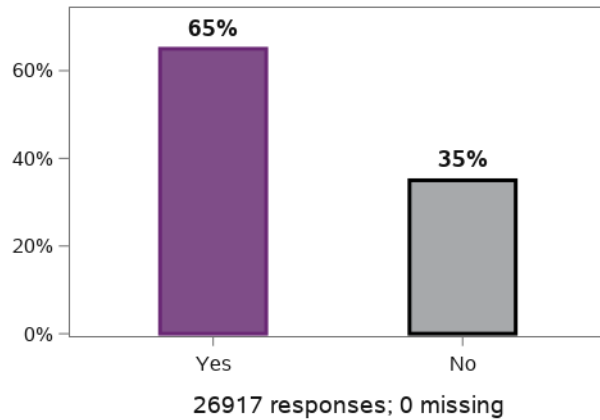


Appendix E.1.4 - Relationships (continued)

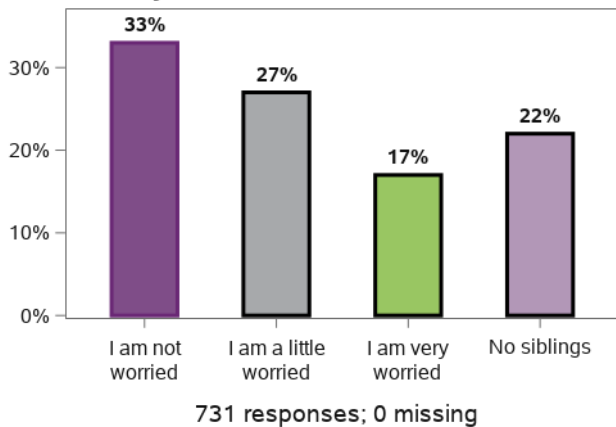
There is enough time each week for all members of my family to get their needs met



My child fits in with the everyday life of the family

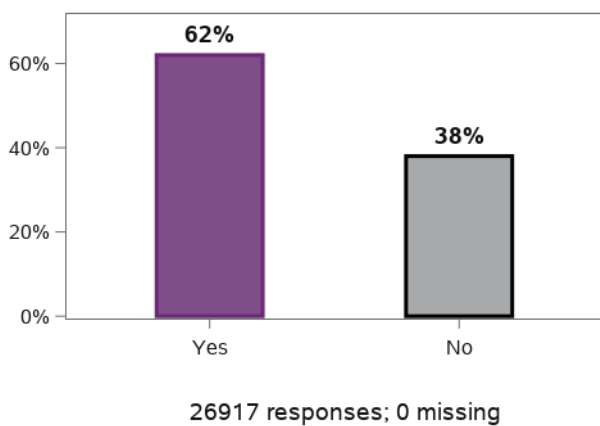


I am worried about the effect of having a sibling with disability on my other children now and in the future

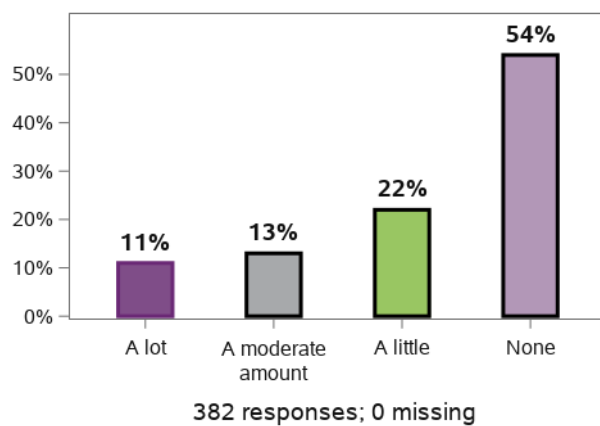


Appendix E.1.5 - Social, community and civic participation

Do you use any form of childcare?

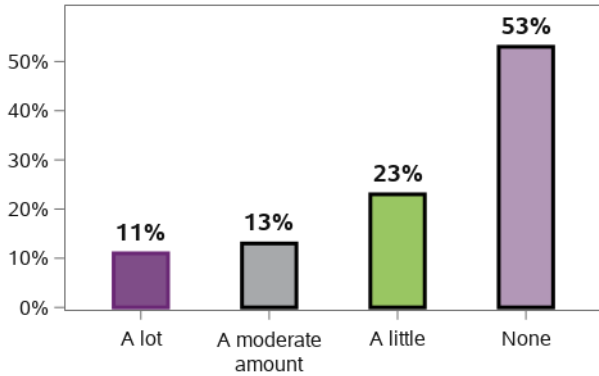


How much difficulty did you have in finding good quality child care?



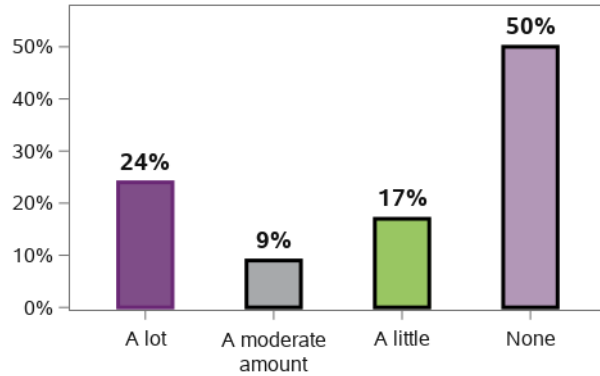
Appendix E.1.5 - Social, community and civic participation (continued)

How much difficulty did you have in finding the right person to take care of your child?



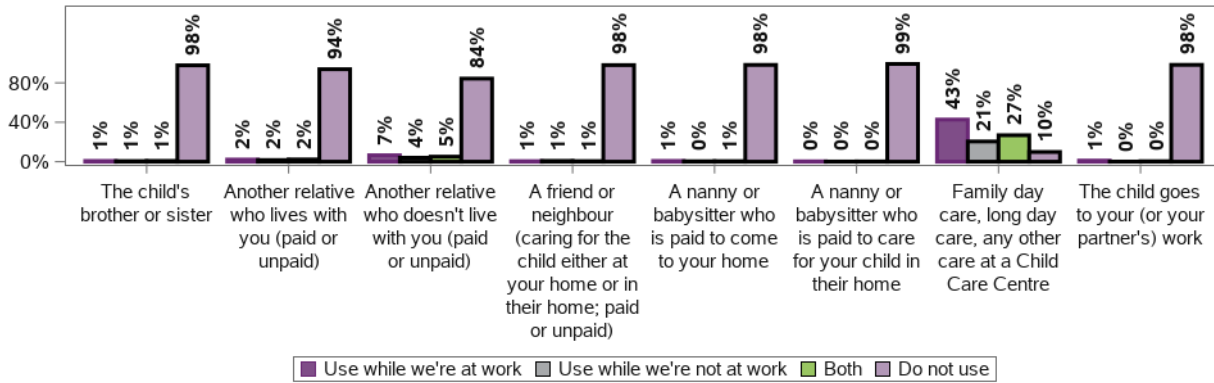
382 responses; 0 missing

How much difficulty did you have in finding child care at short notice?



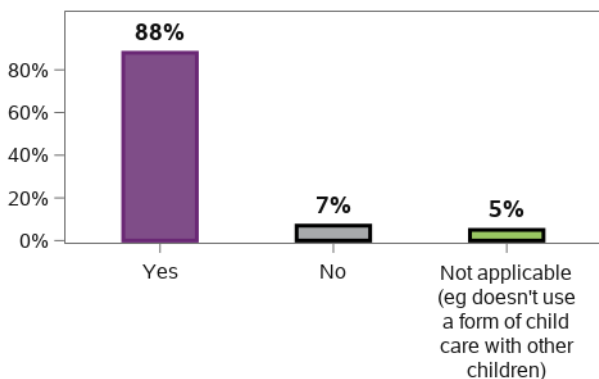
382 responses; 0 missing

Please specify which of the following types of childcare you use, and whether you use them when you and/or your partner are at work, or when you are not at work



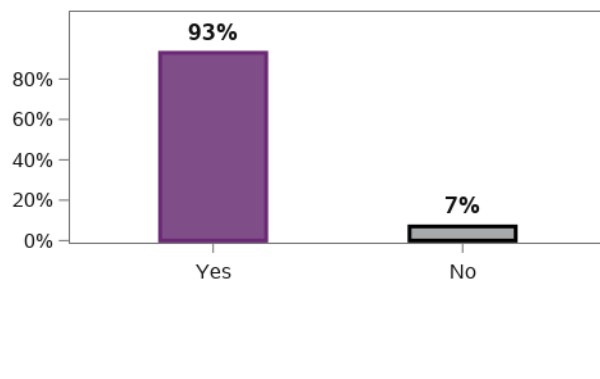
16418 responses; 399 missing

At the child care my child uses: children are welcoming



382 responses; 0 missing

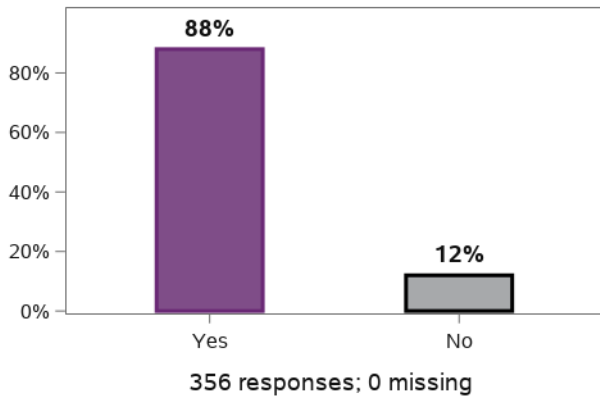
At the child care my child uses: other families are welcoming



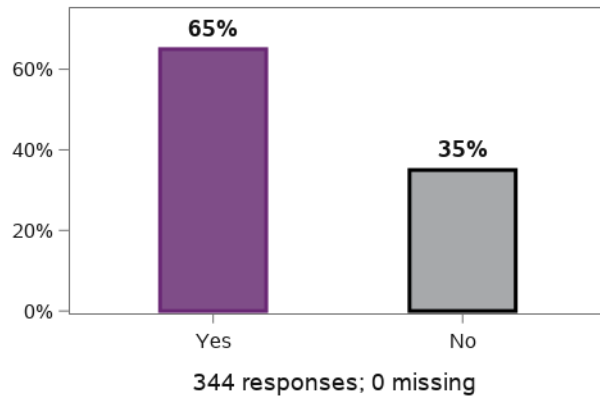
320 responses; 0 missing

Appendix E.1.5 - Social, community and civic participation (continued)

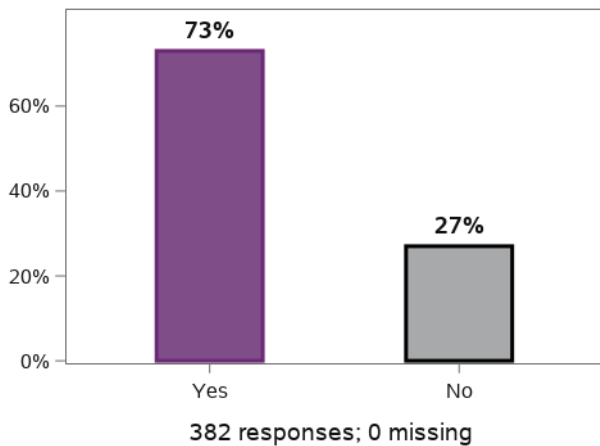
At the child care my child uses: my child is asked to do tasks appropriate to his/her skill and goals



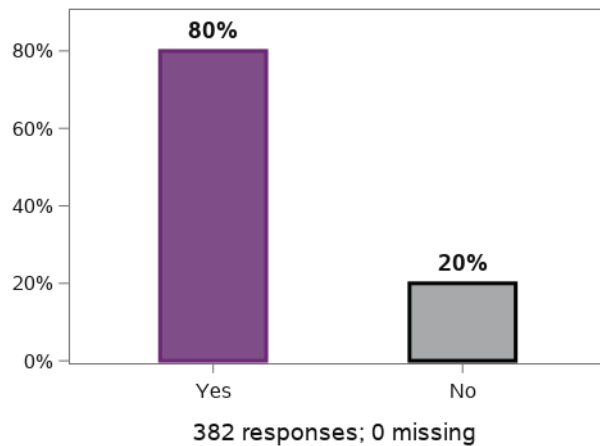
At the child care my child uses: they are assisted by my child's early intervention service to know how to support my child



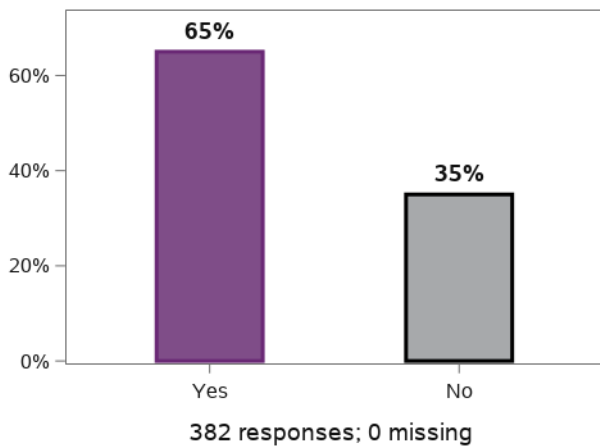
The child care involves me in planning for my child



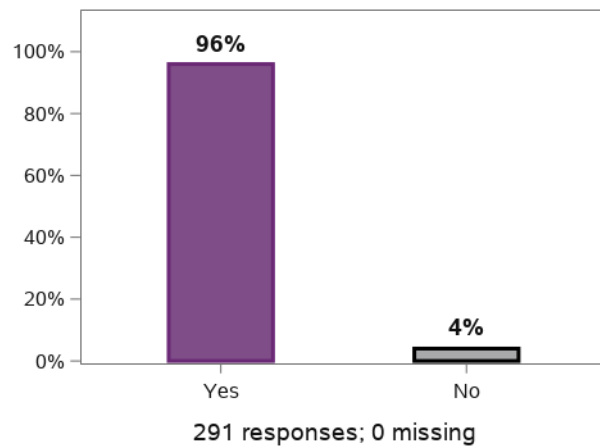
The child care supports me to assist my child



The child care helps me to plan for the future

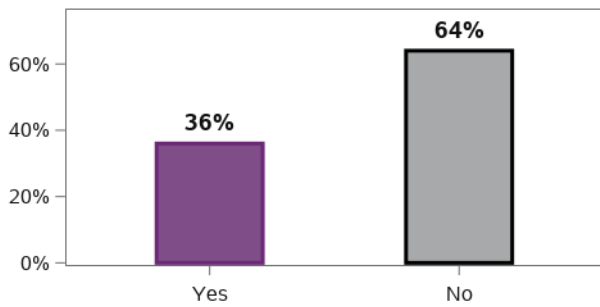


The child care respects my cultural heritage



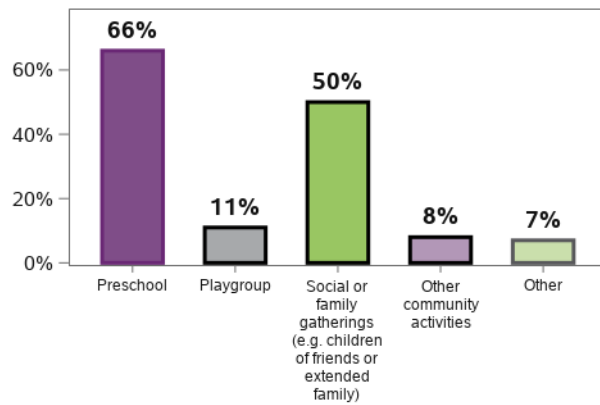
Appendix E.1.5 - Social, community and civic participation (continued)

My child has friends that he/she enjoys playing with



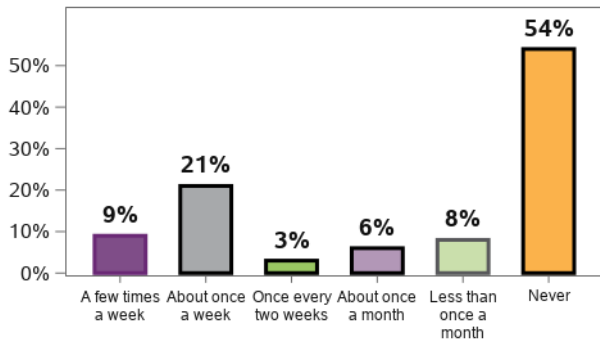
26917 responses; 0 missing

These friends are at (choose all that apply)



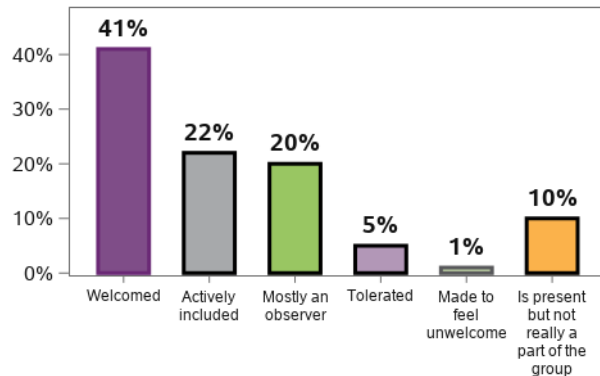
9510 responses; 0 missing

My child participates in age appropriate community, cultural or religious activities



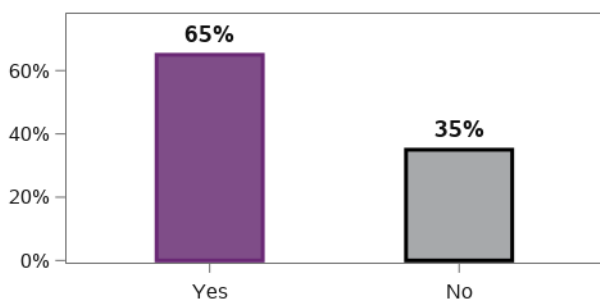
24758 responses; 2159 missing

At these activities, I think my child is



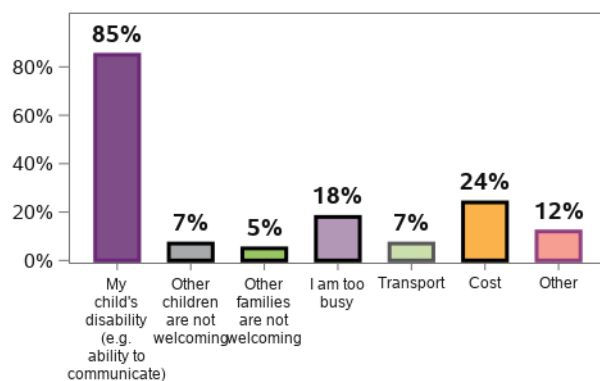
11189 responses; 294 missing

I would like my child to be more involved in community activities



26917 responses; 0 missing

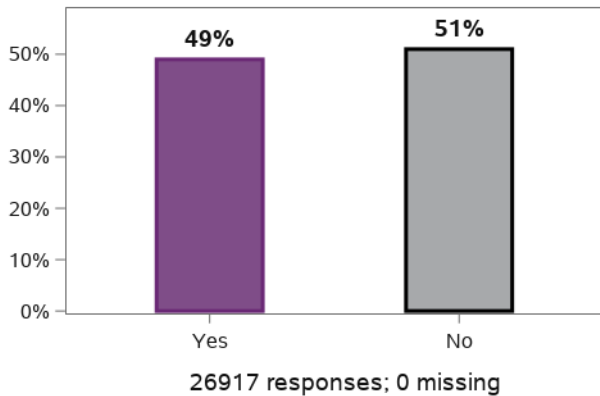
The barriers to my child being involved in community activities are (choose all that apply)



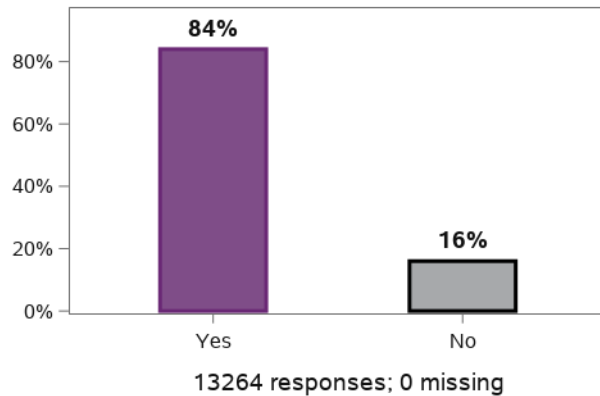
16823 responses; 0 missing

Appendix E.1.6 - Specialist services

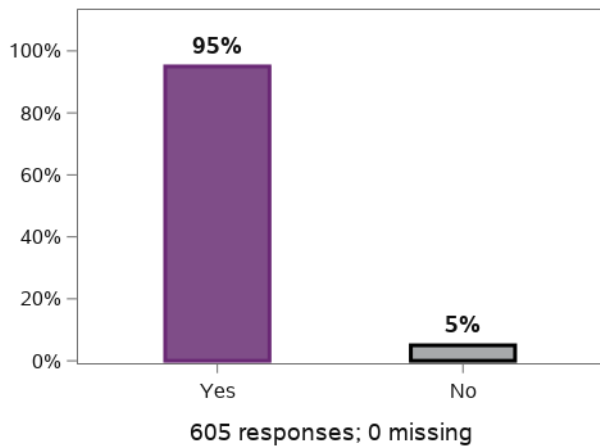
My child uses specialist services (e.g. speech pathology, occupational therapy) that assist their learning and development



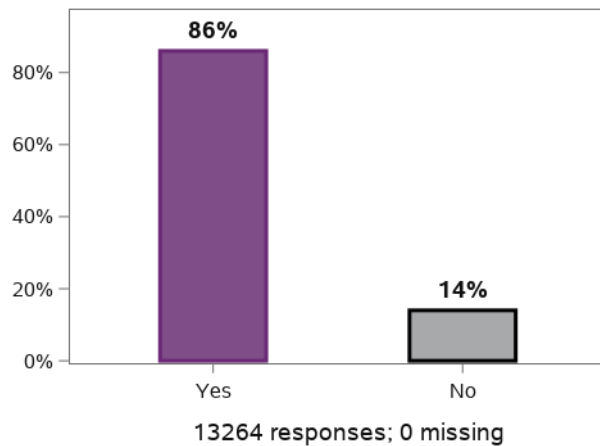
These services help my child gain the skills she/he needs to participate in everyday life (e.g. go to preschool)



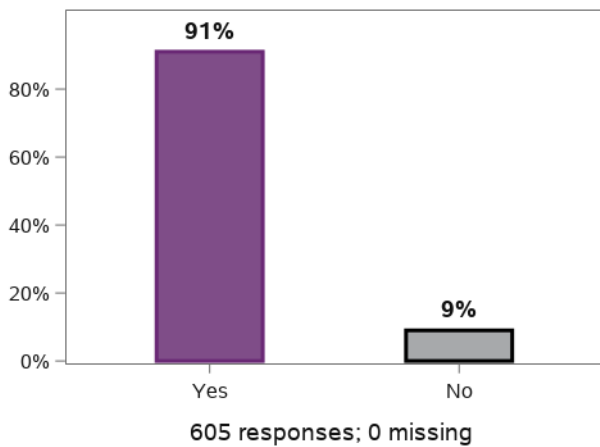
These services involve me



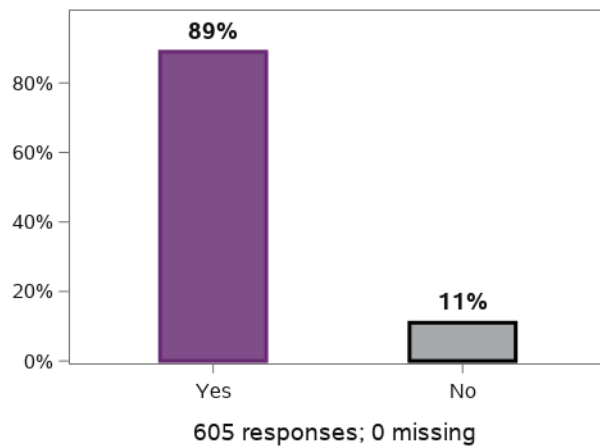
These services support me to assist my child



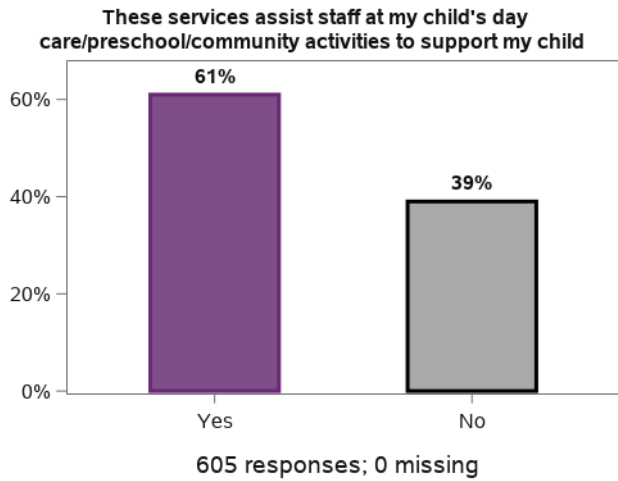
These services help me to plan for the future



These services respect my cultural heritage



Appendix E.1.6 - Specialist services (continued)



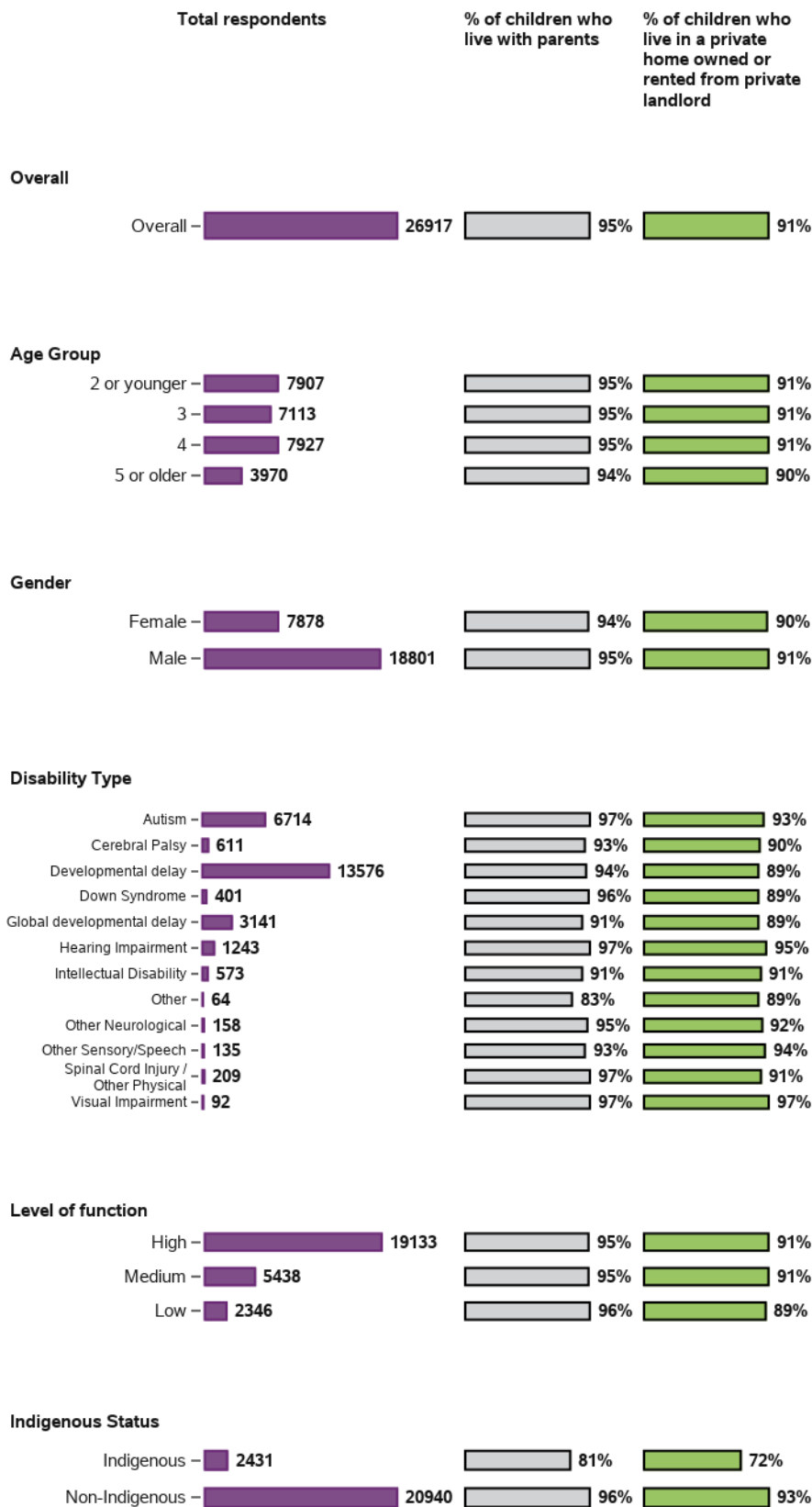
Appendix E.1.7 - Respondent type



Appendix E.2 - Participants from birth to starting school - Baseline indicators - entry year 2019/20 - by participant characteristics

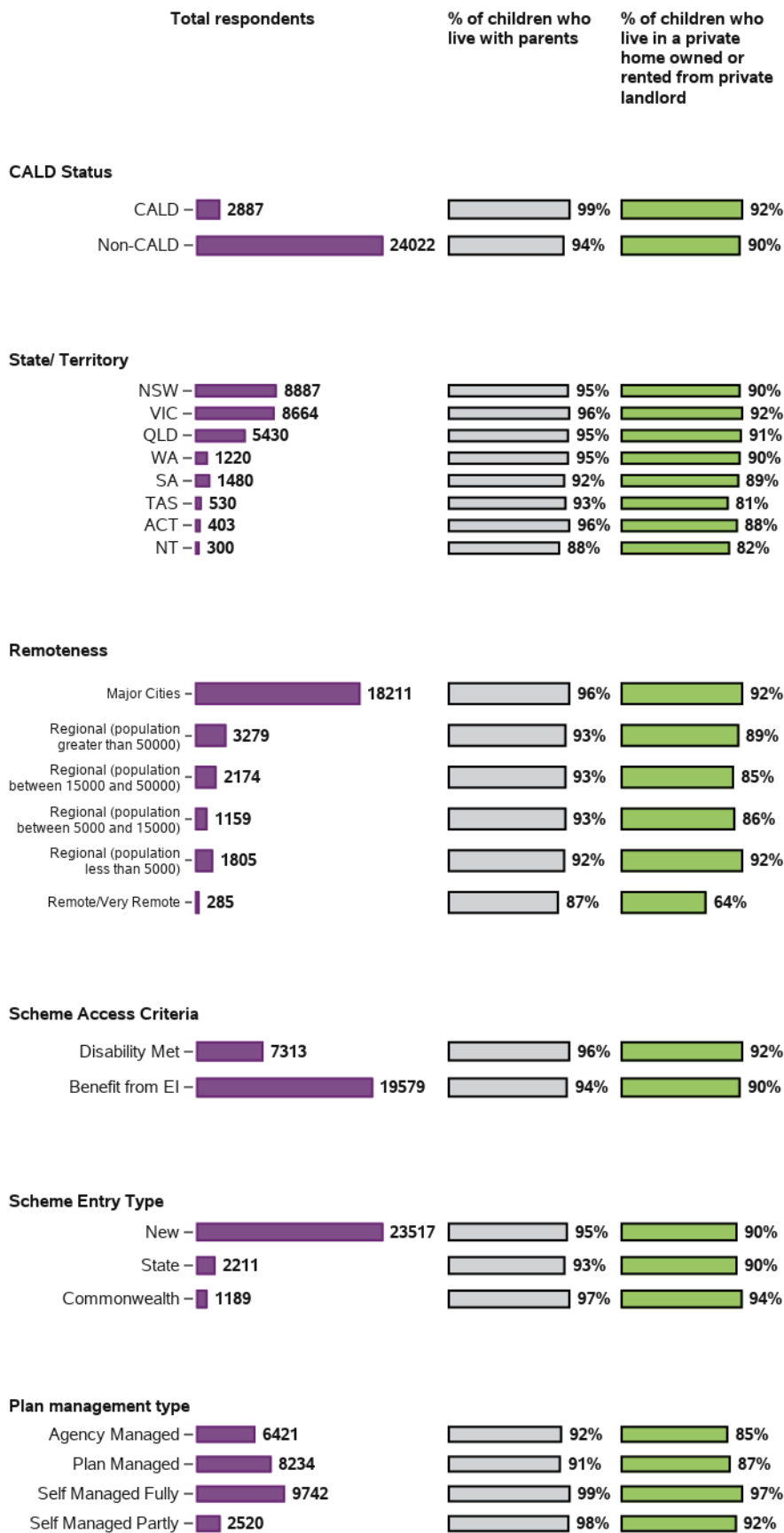
Appendix E.2.1 - Participant Information

Baseline indicators for SF - by participant characteristics



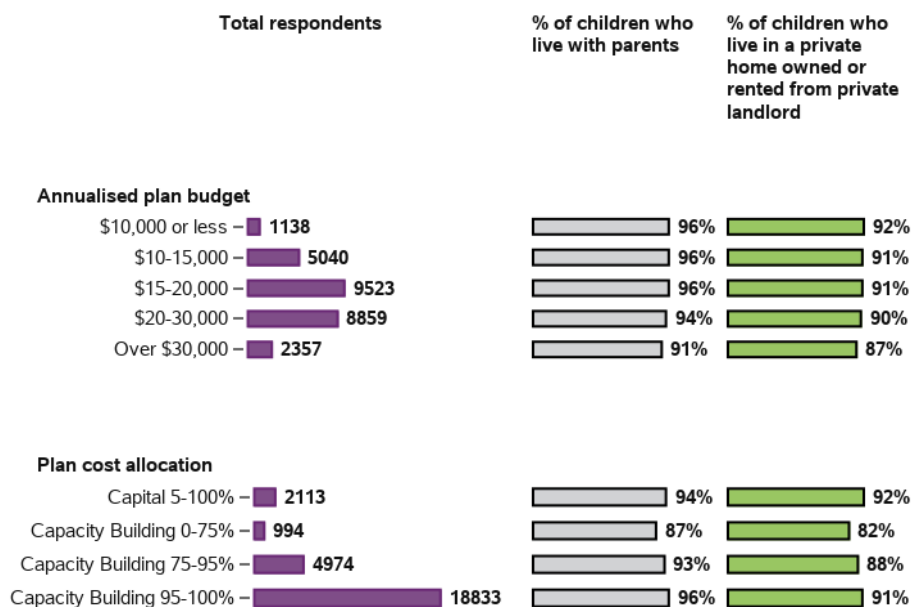
Appendix E.2.1 - Participant Information

Baseline indicators for SF - by participant characteristics (continued)



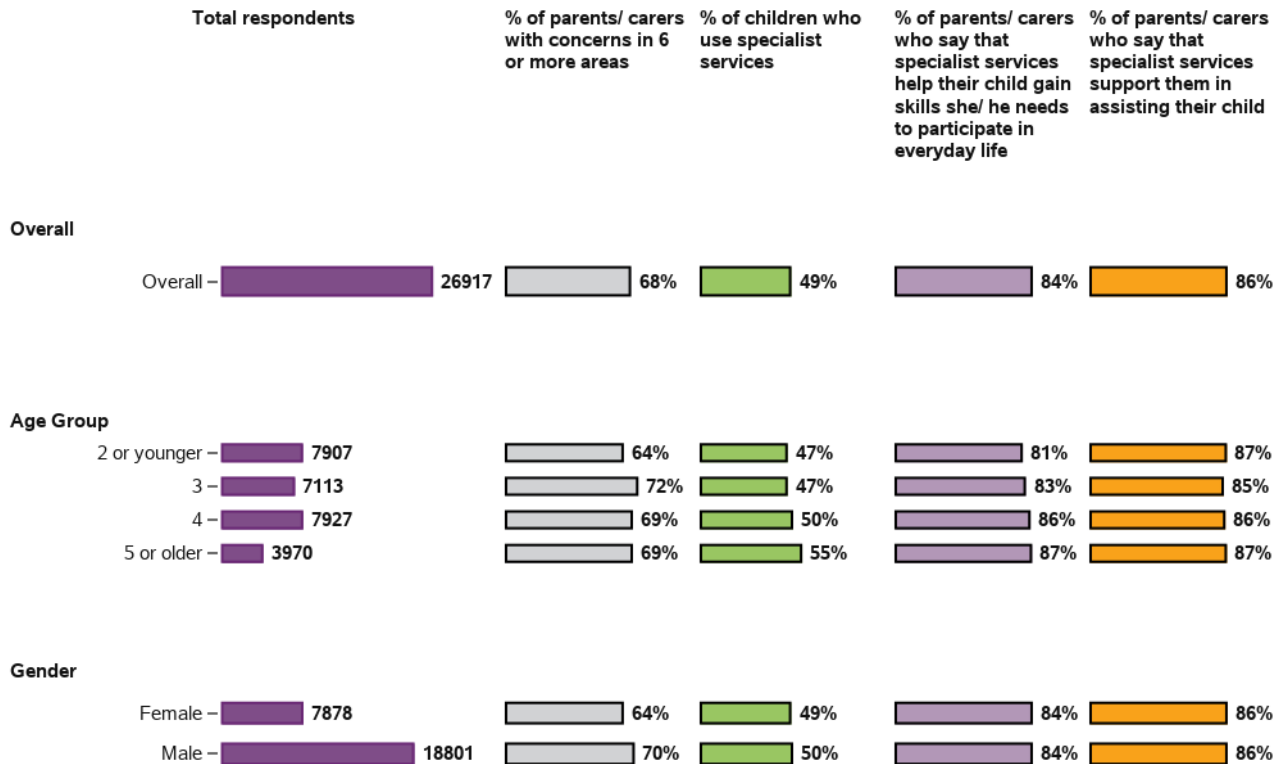
Appendix E.2.1 - Participant Information

Baseline indicators for SF - by participant characteristics (continued)

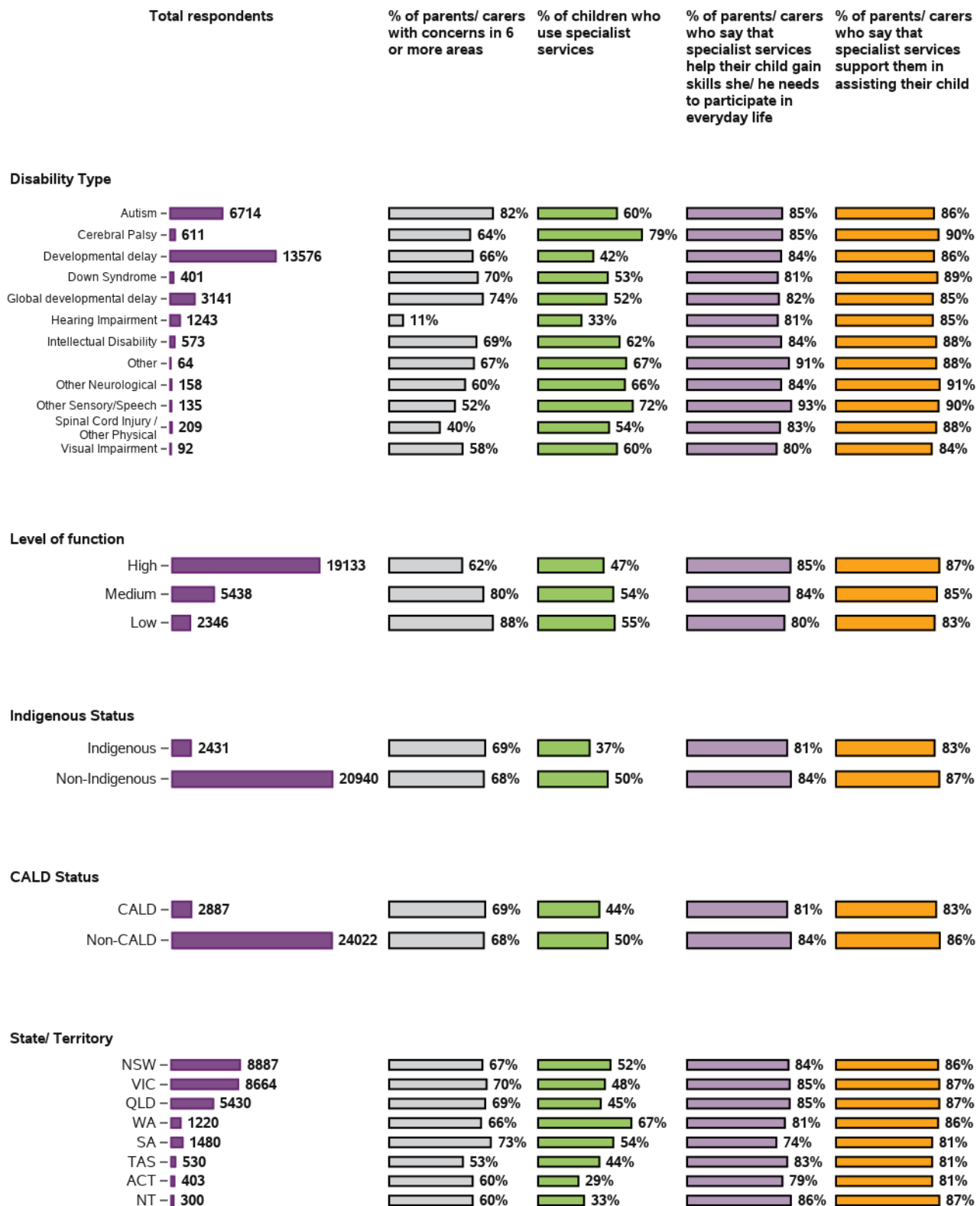


Appendix E.2.2 - Daily living

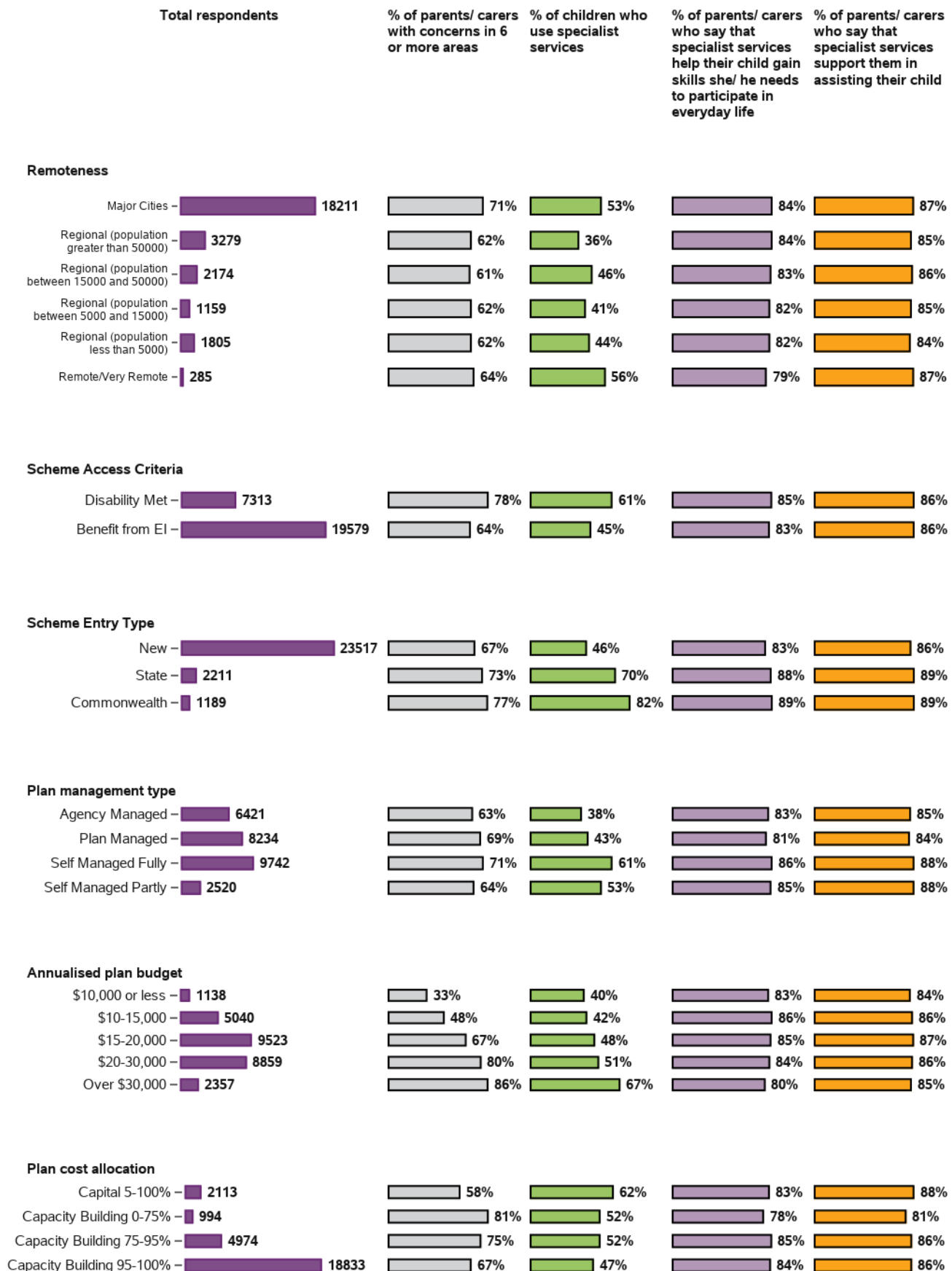
Baseline indicators for SF - by participant characteristics



Appendix E.2.2 - Daily living Baseline indicators for SF - by participant characteristics (continued)

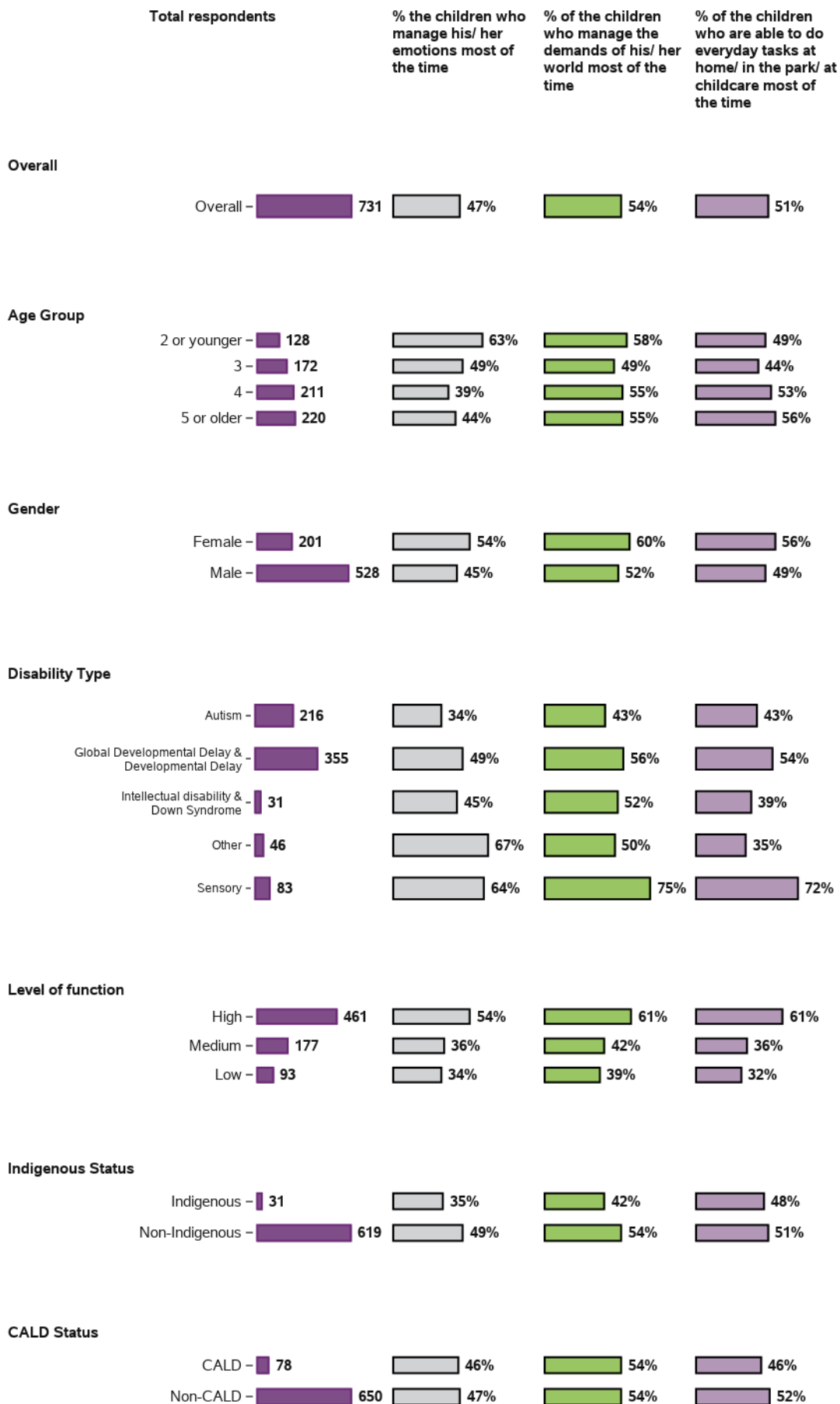


Appendix E.2.2 - Daily living Baseline indicators for SF - by participant characteristics (continued)

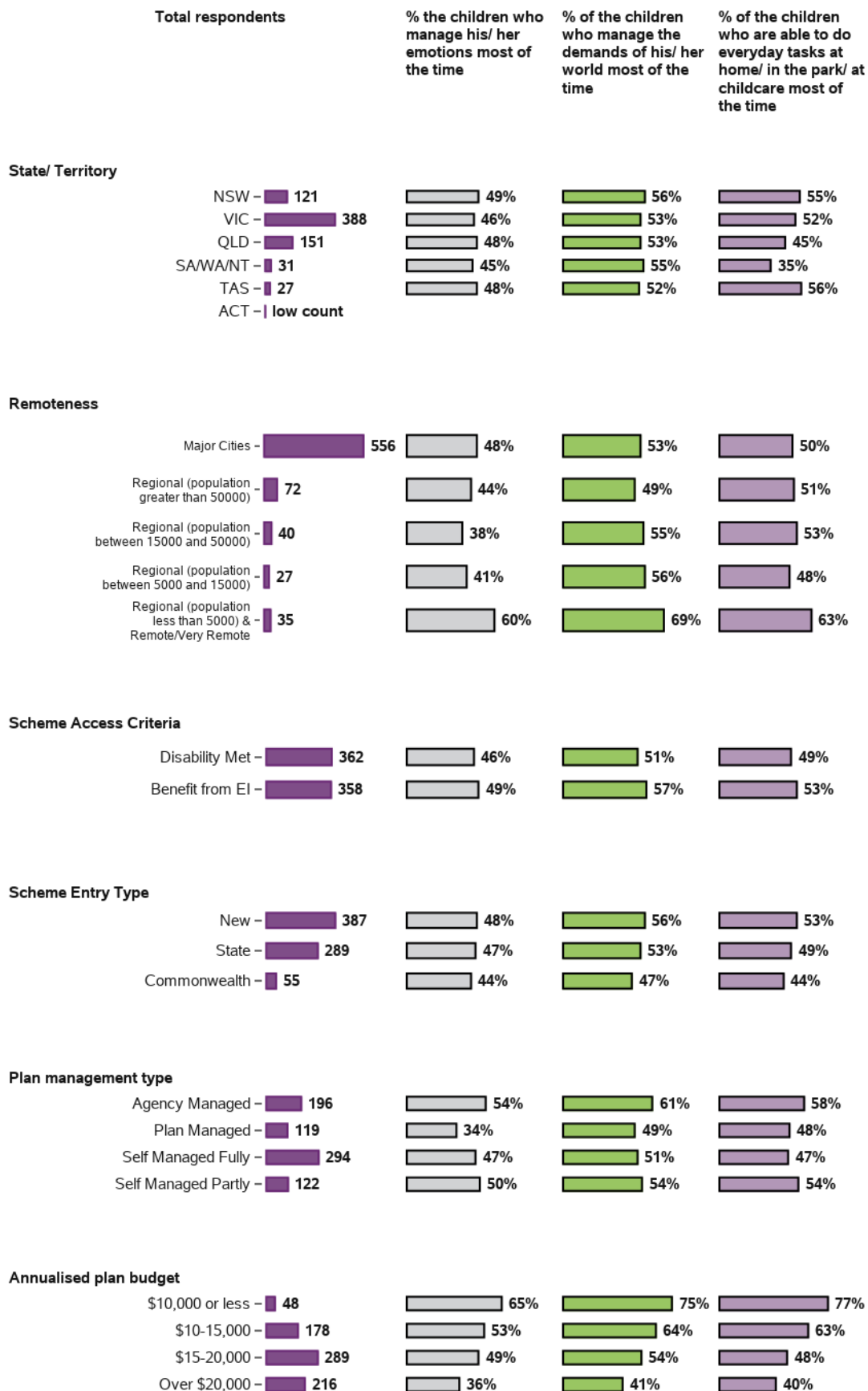


Appendix E.2.2 - Daily living

Baseline indicators for LF - by participant characteristics

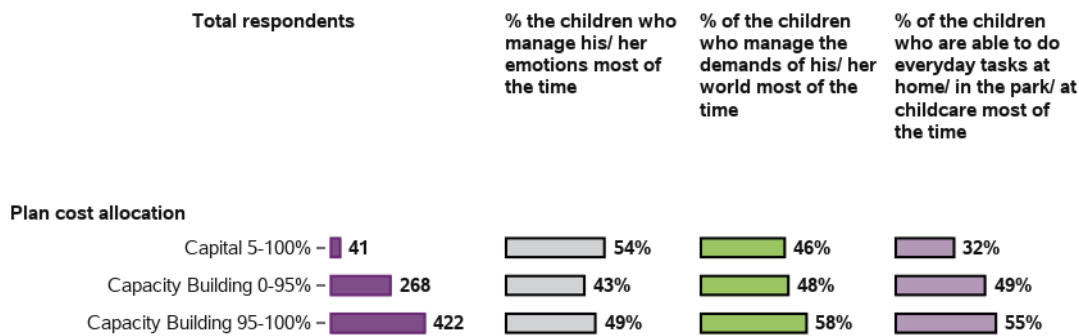


Appendix E.2.2 - Daily living Baseline indicators for LF - by participant characteristics (continued)



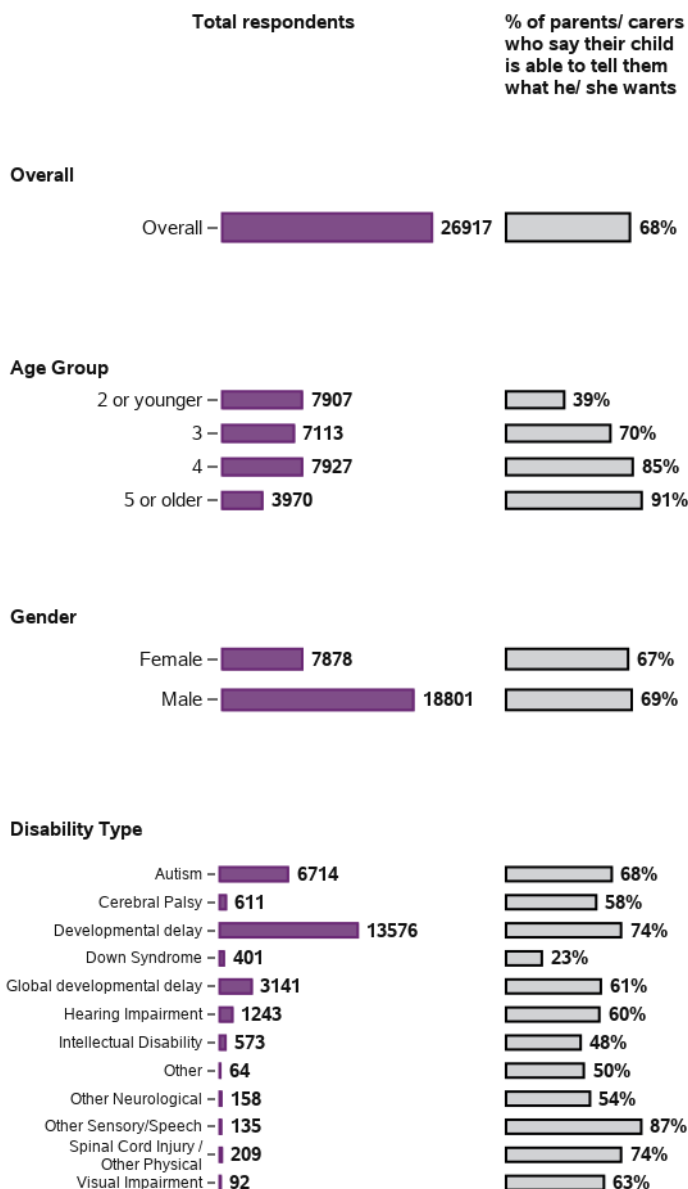
Appendix E.2.2 - Daily living

Baseline indicators for LF - by participant characteristics (continued)



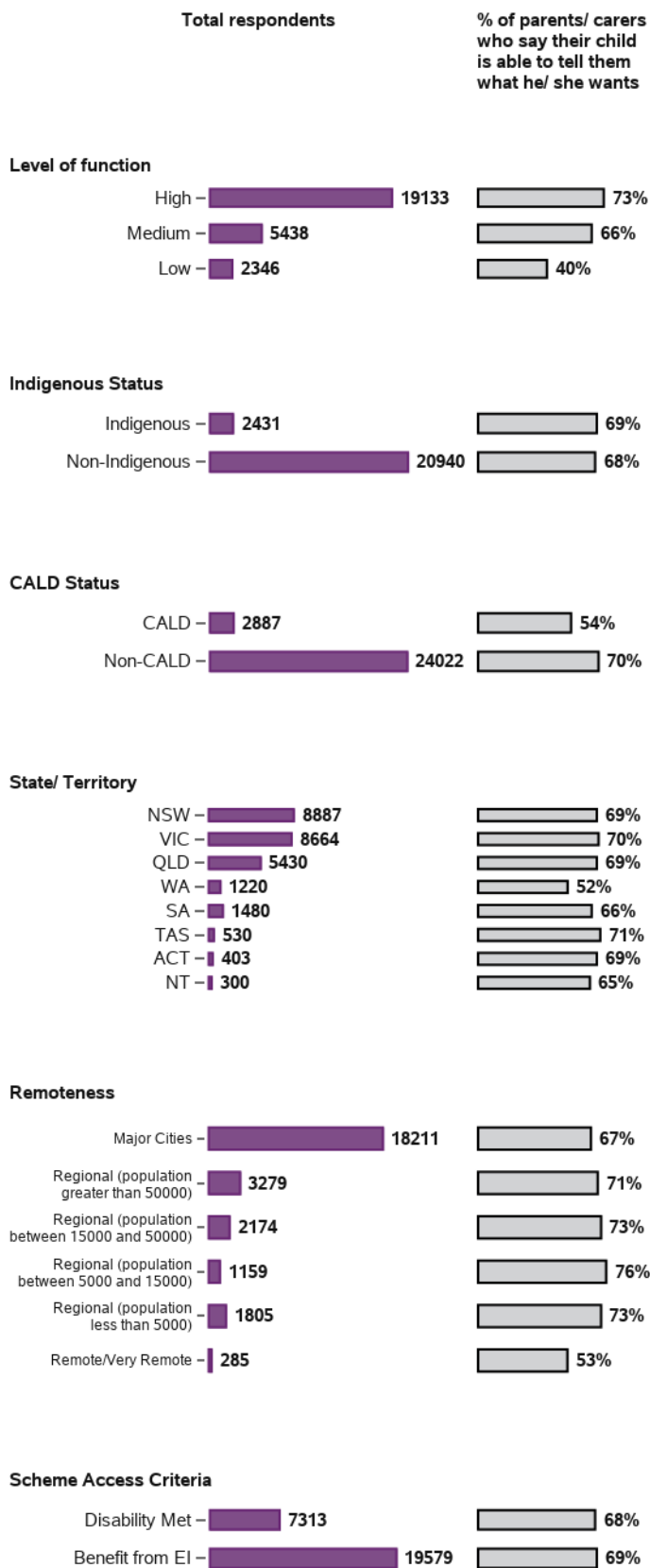
Appendix E.2.3 - Choice and control

Baseline indicators for SF - by participant characteristics



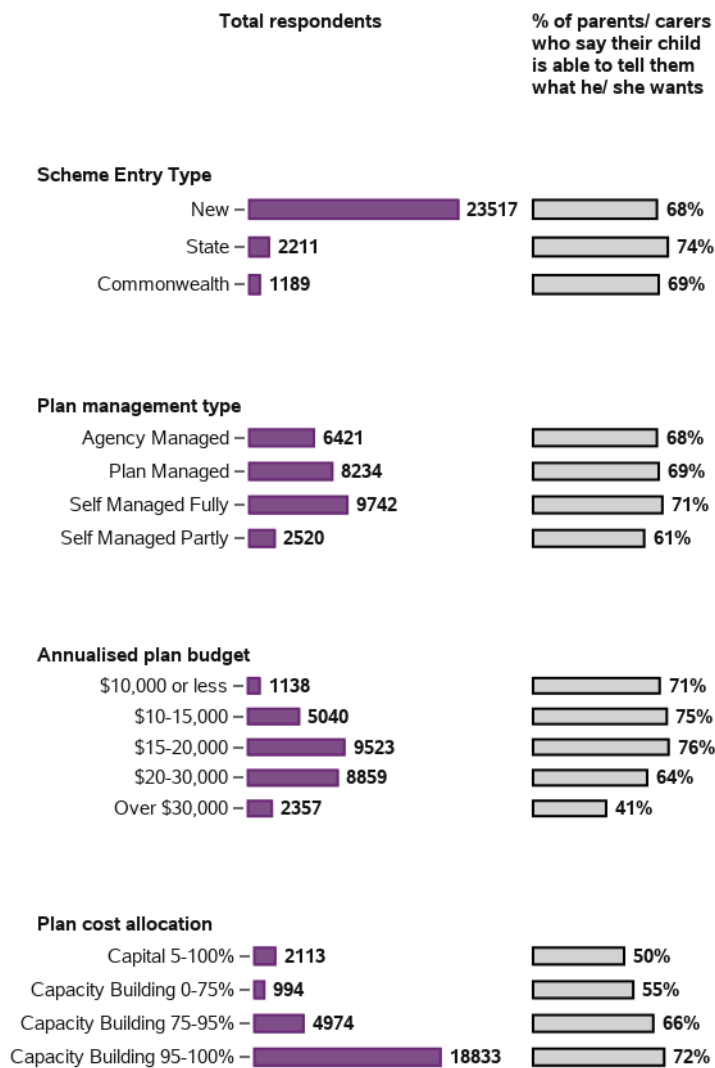
Appendix E.2.3 - Choice and control

Baseline indicators for SF - by participant characteristics (continued)



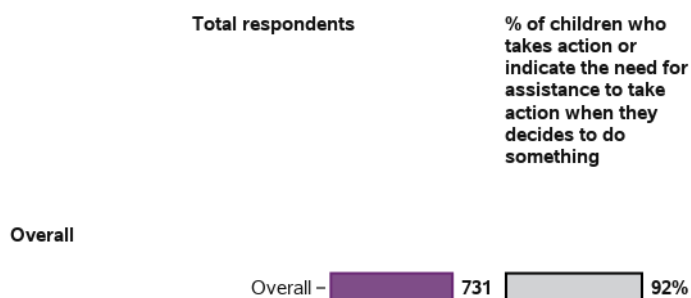
Appendix E.2.3 - Choice and control

Baseline indicators for SF - by participant characteristics (continued)



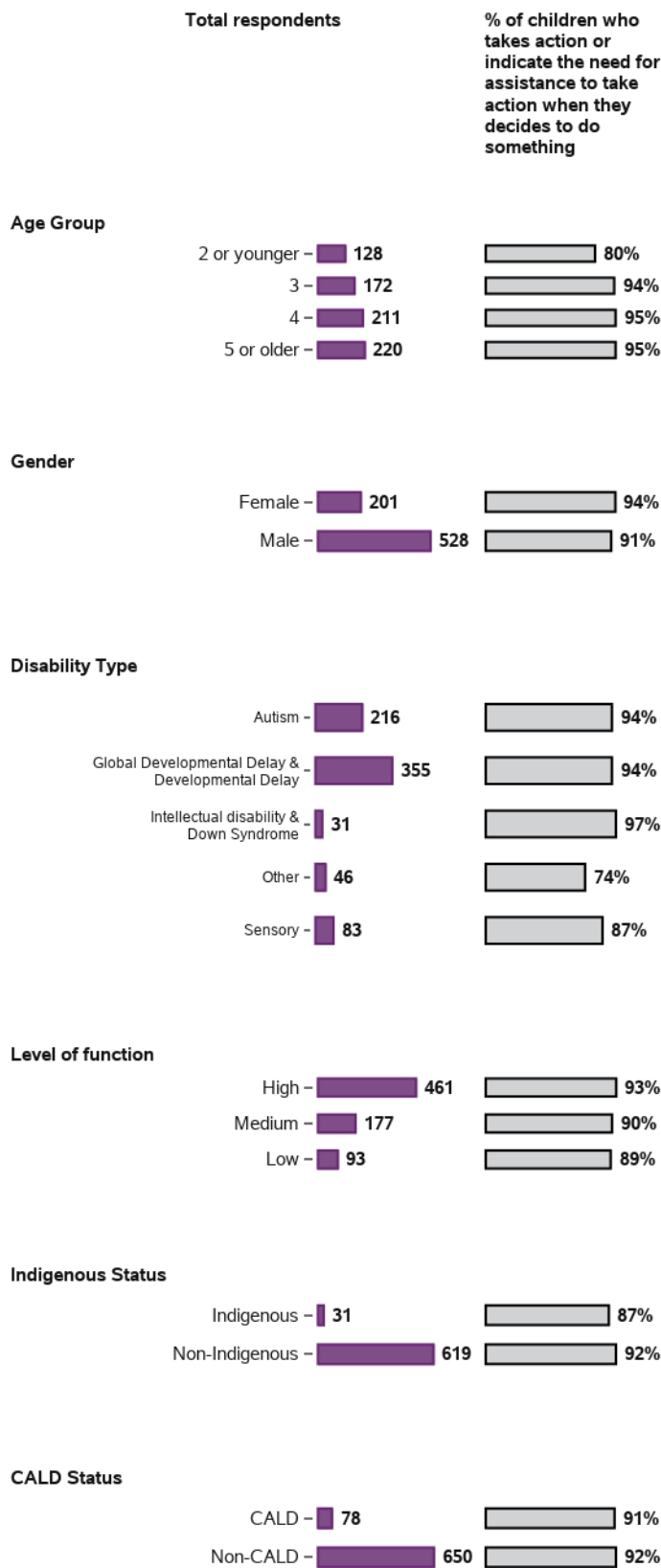
Appendix E.2.3 - Choice and control

Baseline indicators for LF - by participant characteristics



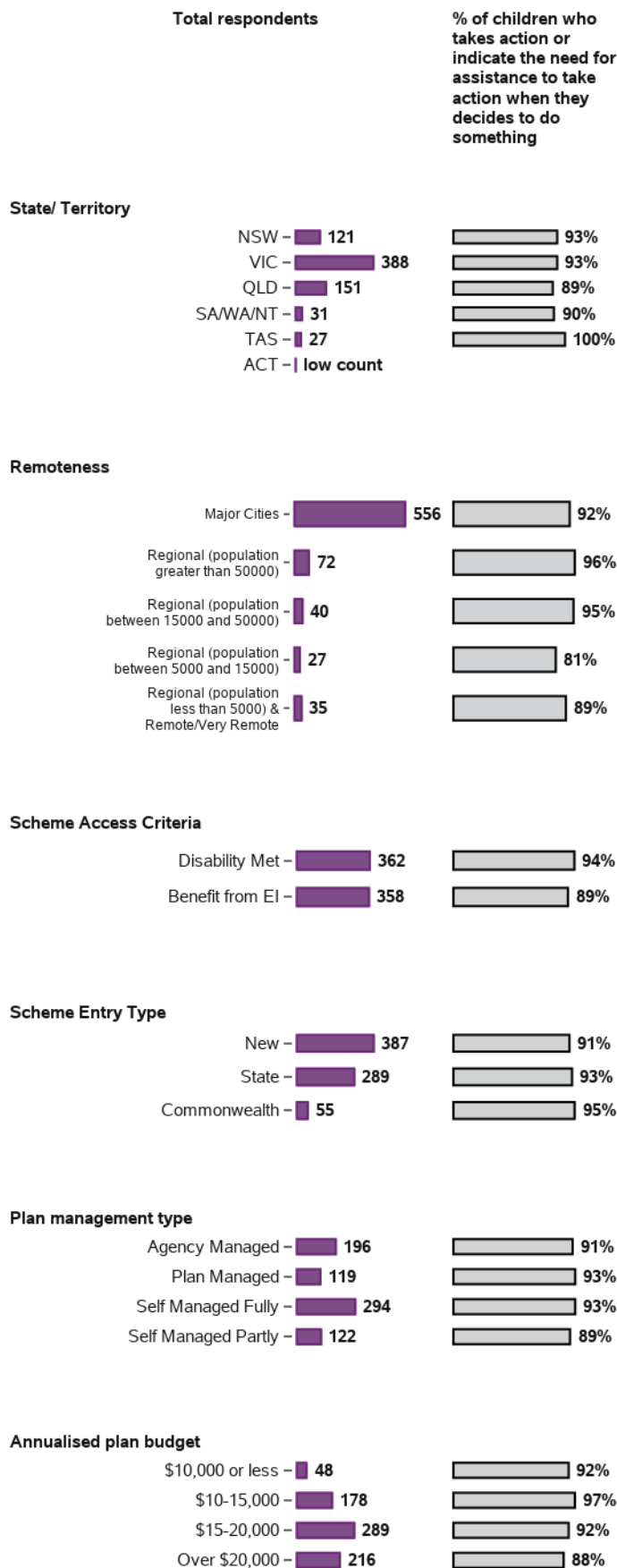
Appendix E.2.3 - Choice and control

Baseline indicators for LF - by participant characteristics (continued)



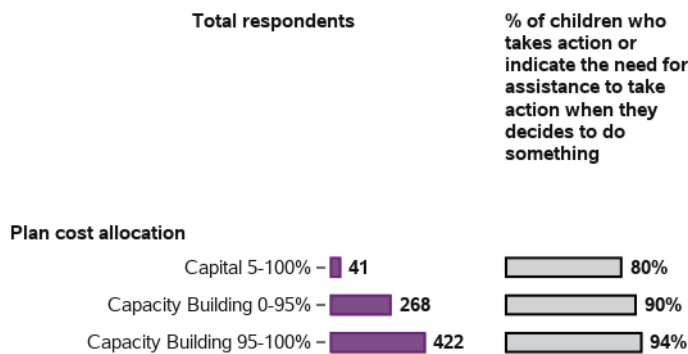
Appendix E.2.3 - Choice and control

Baseline indicators for LF - by participant characteristics (continued)



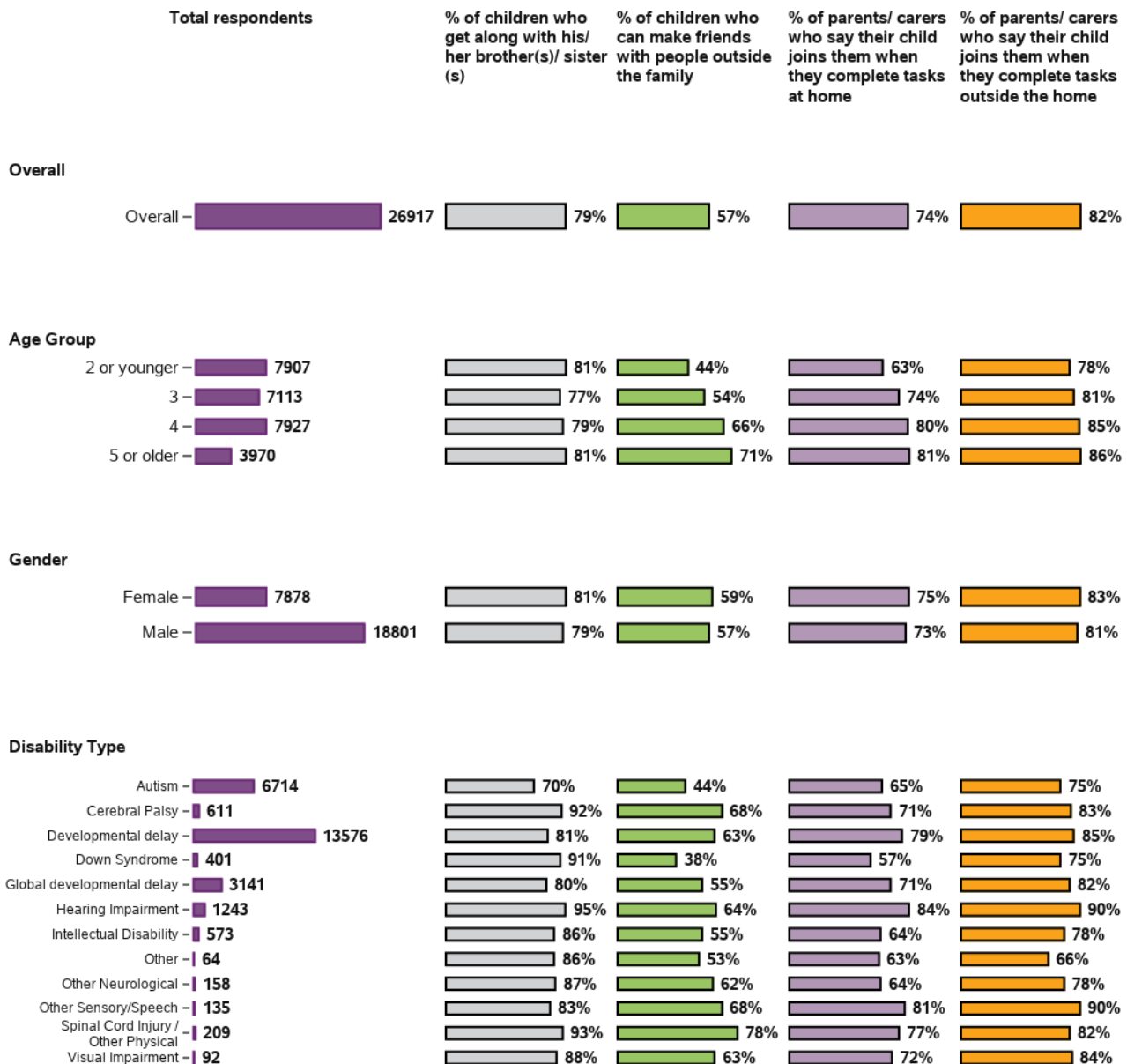
Appendix E.2.3 - Choice and control

Baseline indicators for LF - by participant characteristics (continued)



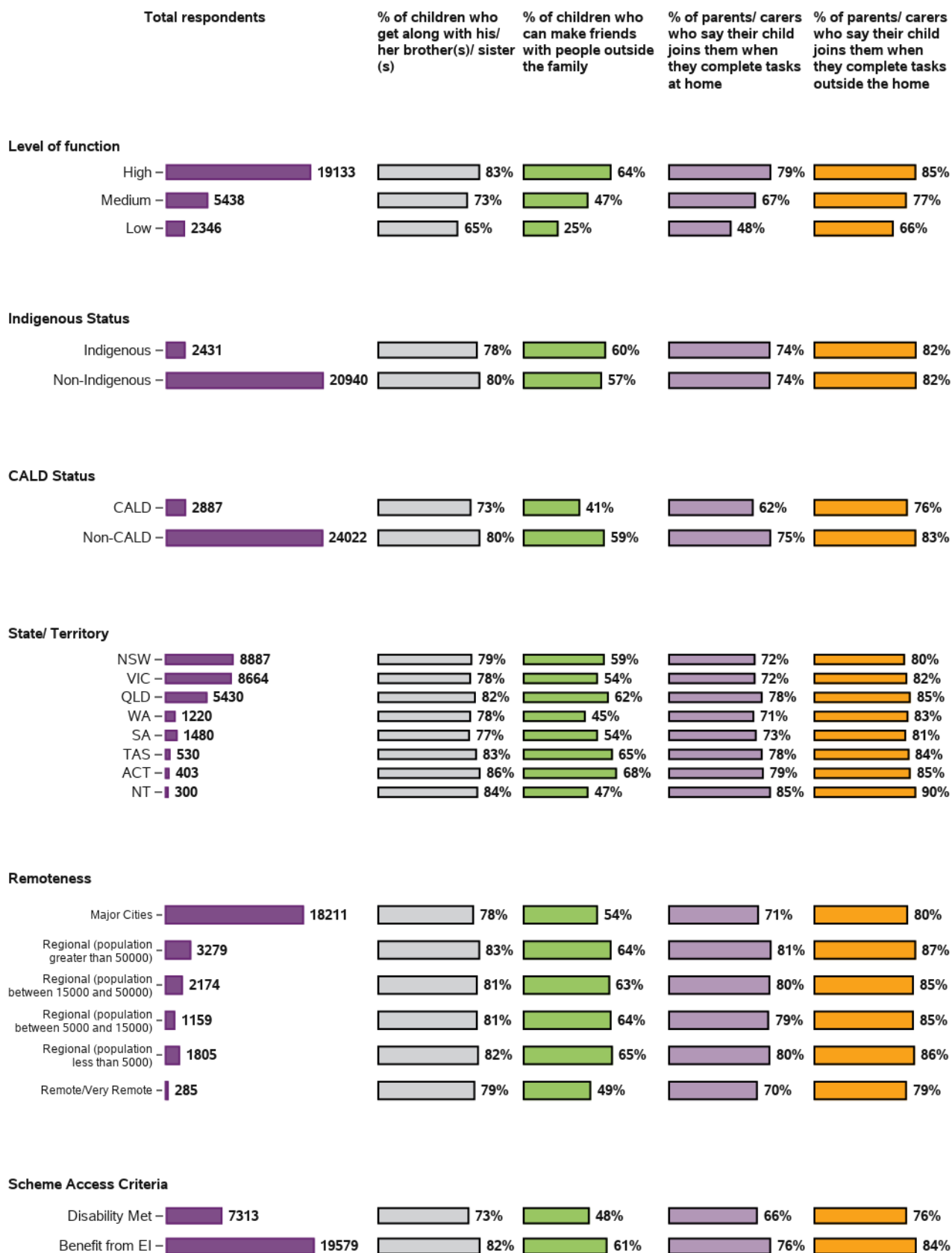
Appendix E.2.4 - Relationships

Baseline indicators for SF - by participant characteristics

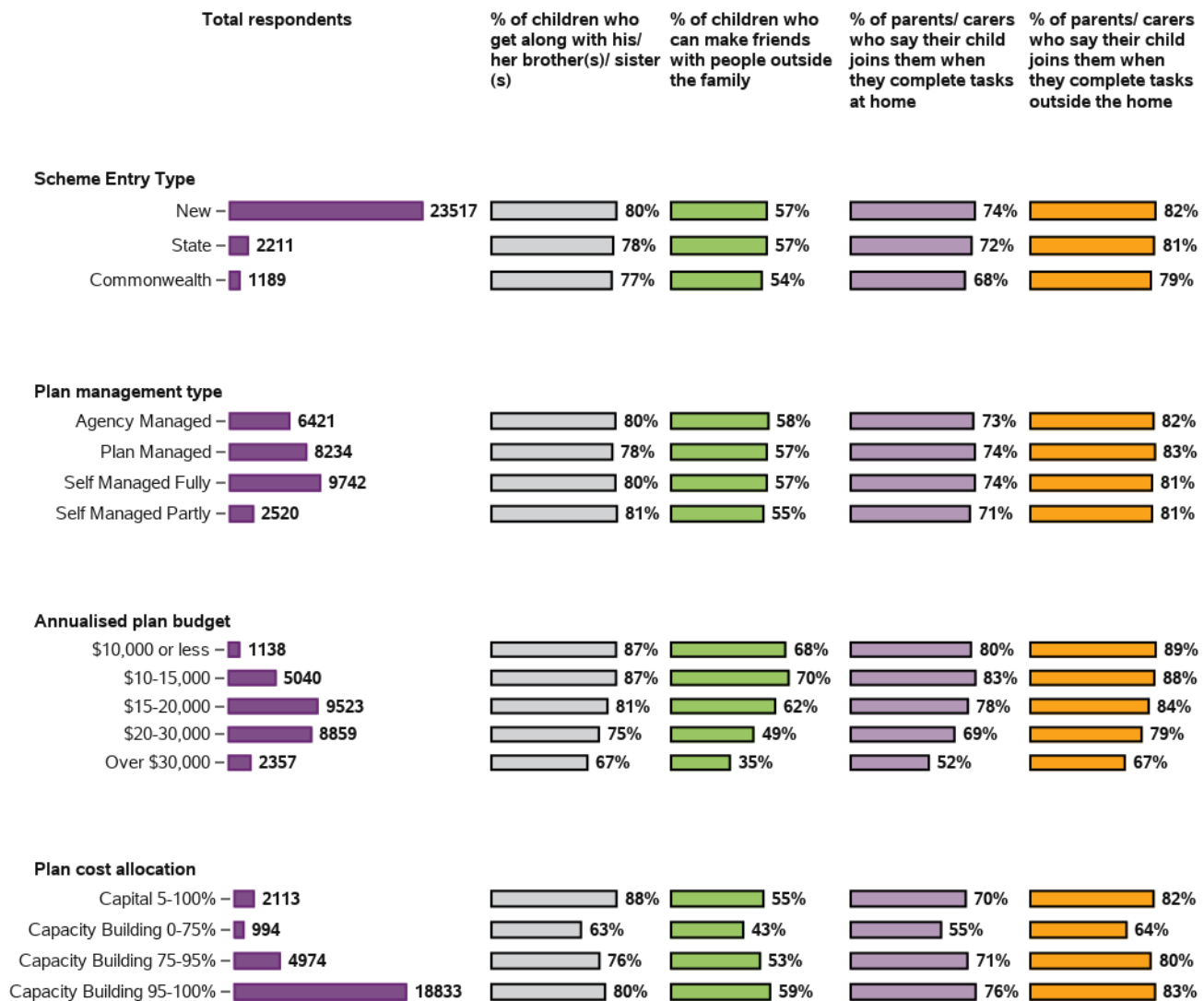


Appendix E.2.4 - Relationships

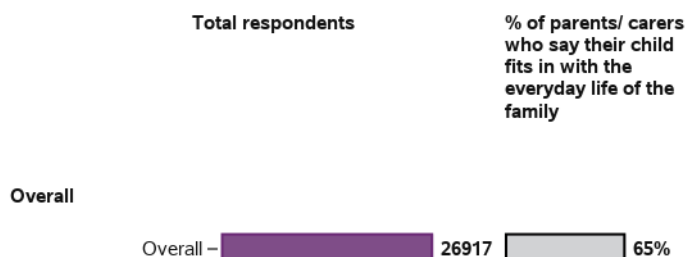
Baseline indicators for SF - by participant characteristics (continued)



Appendix E.2.4 - Relationships Baseline indicators for SF - by participant characteristics (continued)

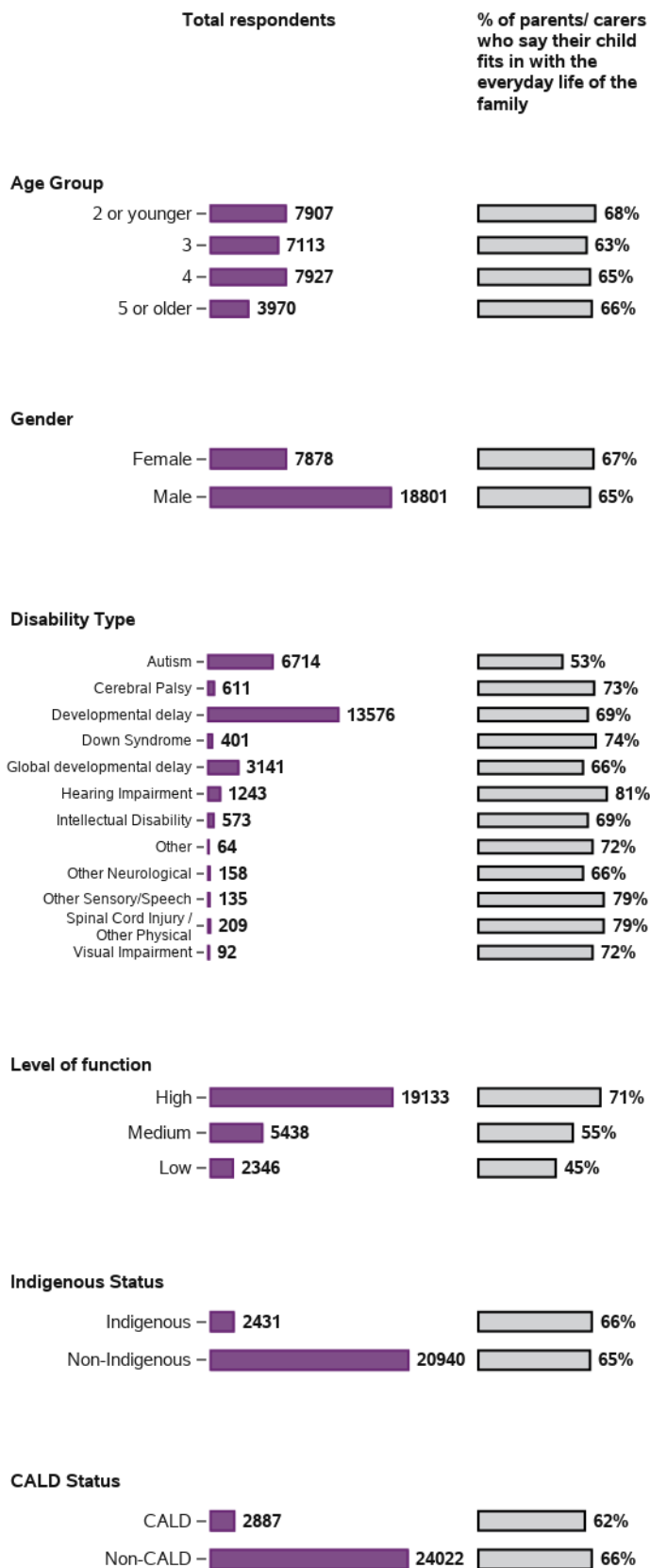


Appendix E.2.4 - Relationships Baseline indicators for SF - by participant characteristics (continued)



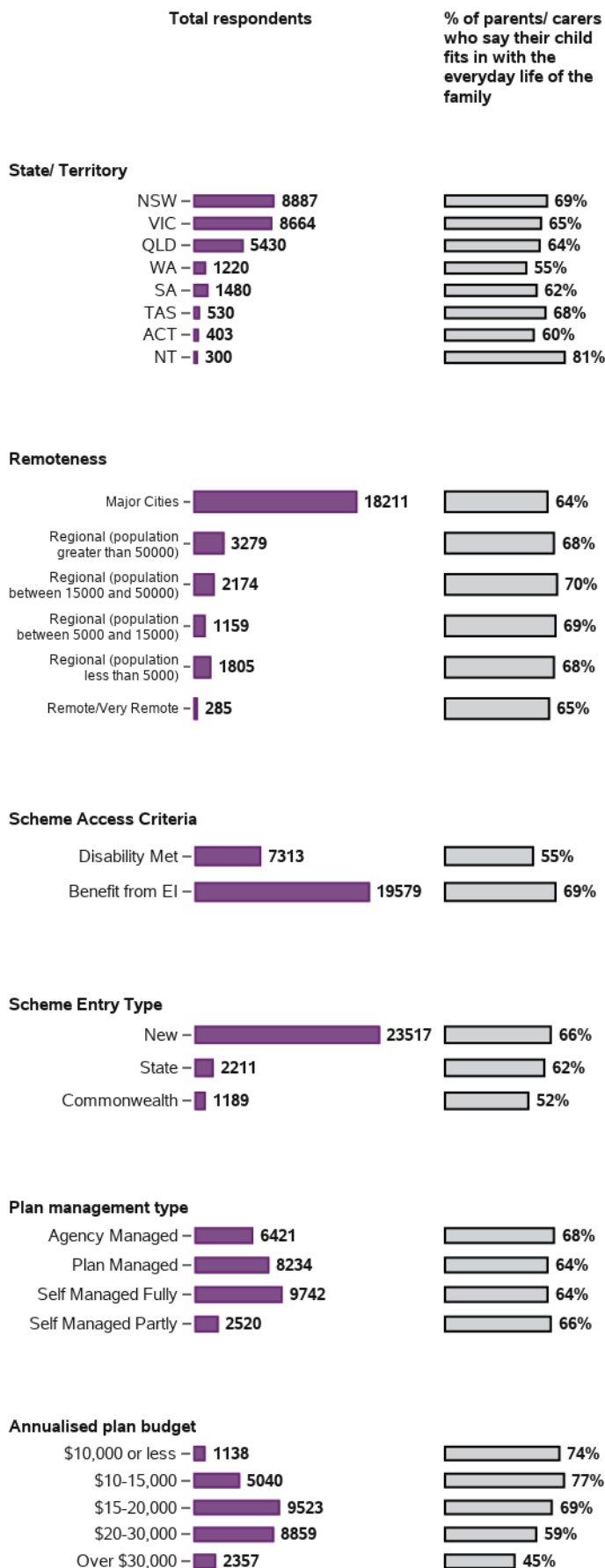
Appendix E.2.4 - Relationships

Baseline indicators for SF - by participant characteristics (continued)



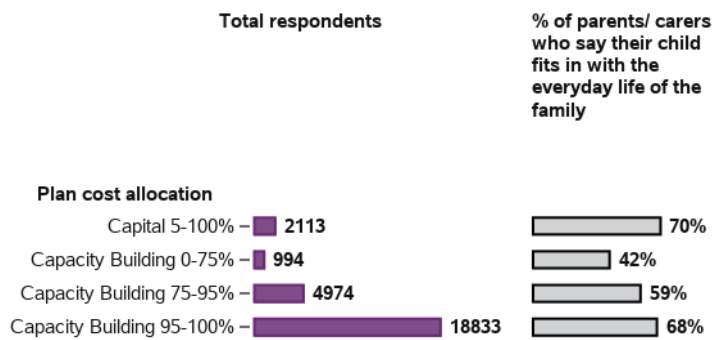
Appendix E.2.4 - Relationships

Baseline indicators for SF - by participant characteristics (continued)



Appendix E.2.4 - Relationships

Baseline indicators for SF - by participant characteristics (continued)



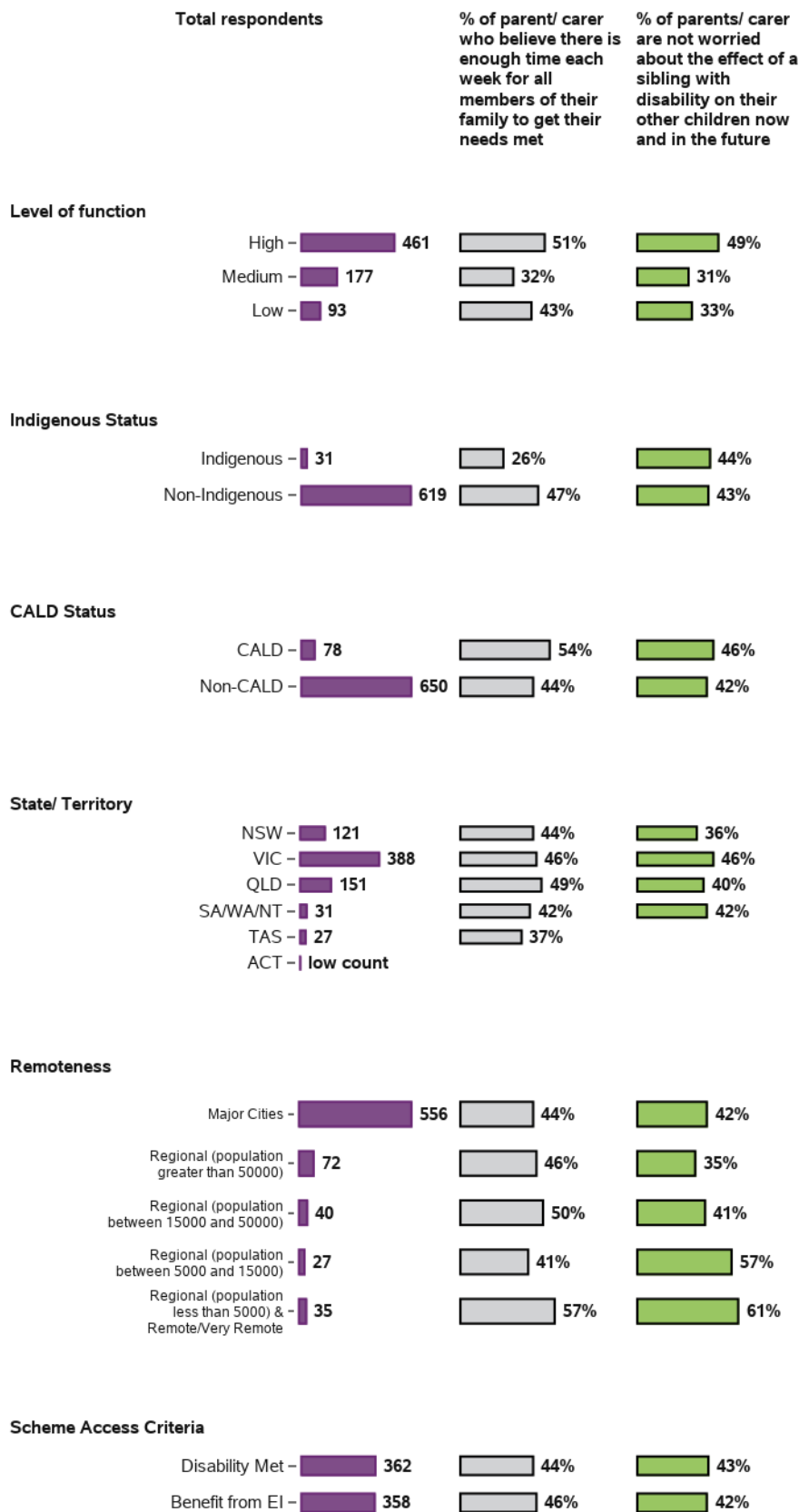
Appendix E.2.4 - Relationships

Baseline indicators for LF - by participant characteristics



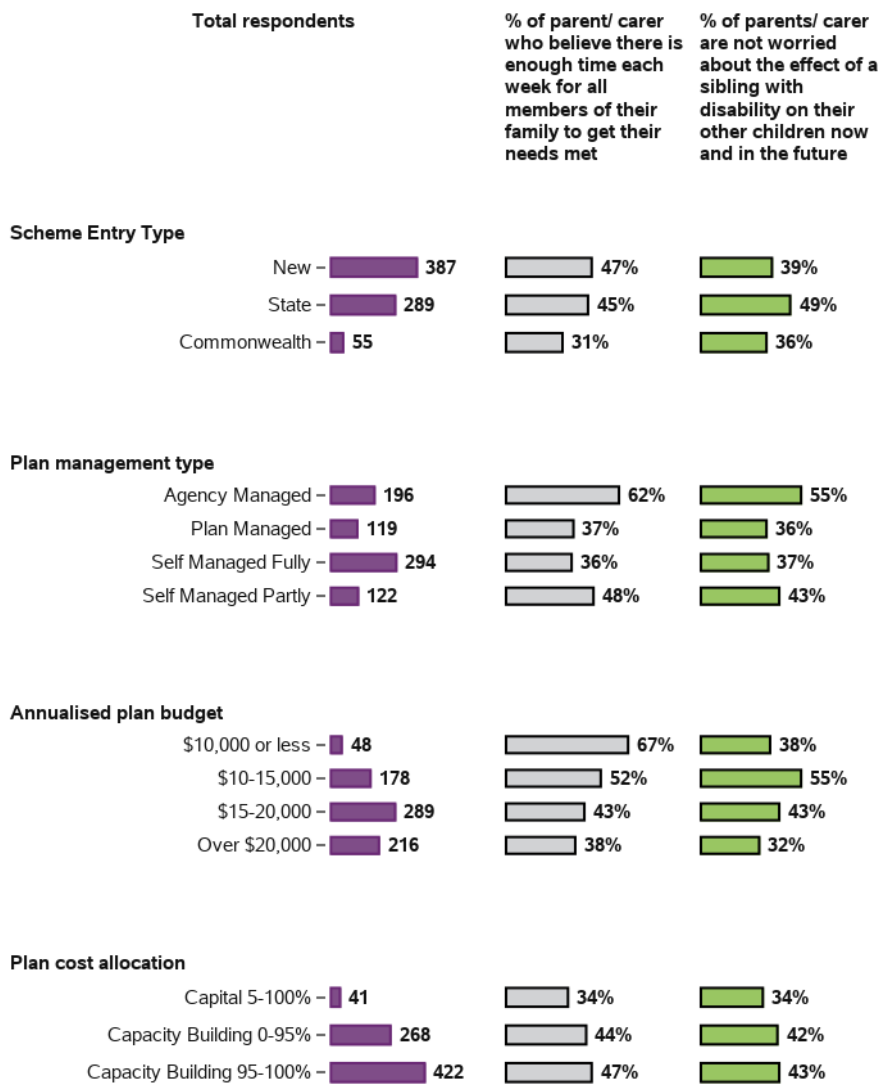
Appendix E.2.4 - Relationships

Baseline indicators for LF - by participant characteristics (continued)



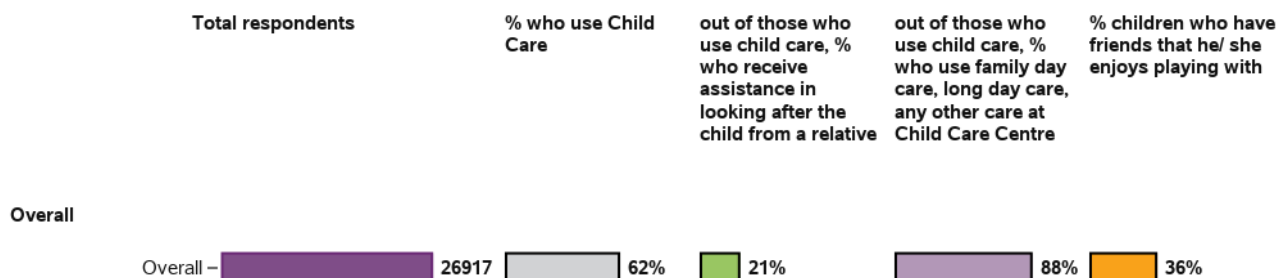
Appendix E.2.4 - Relationships

Baseline indicators for LF - by participant characteristics (continued)



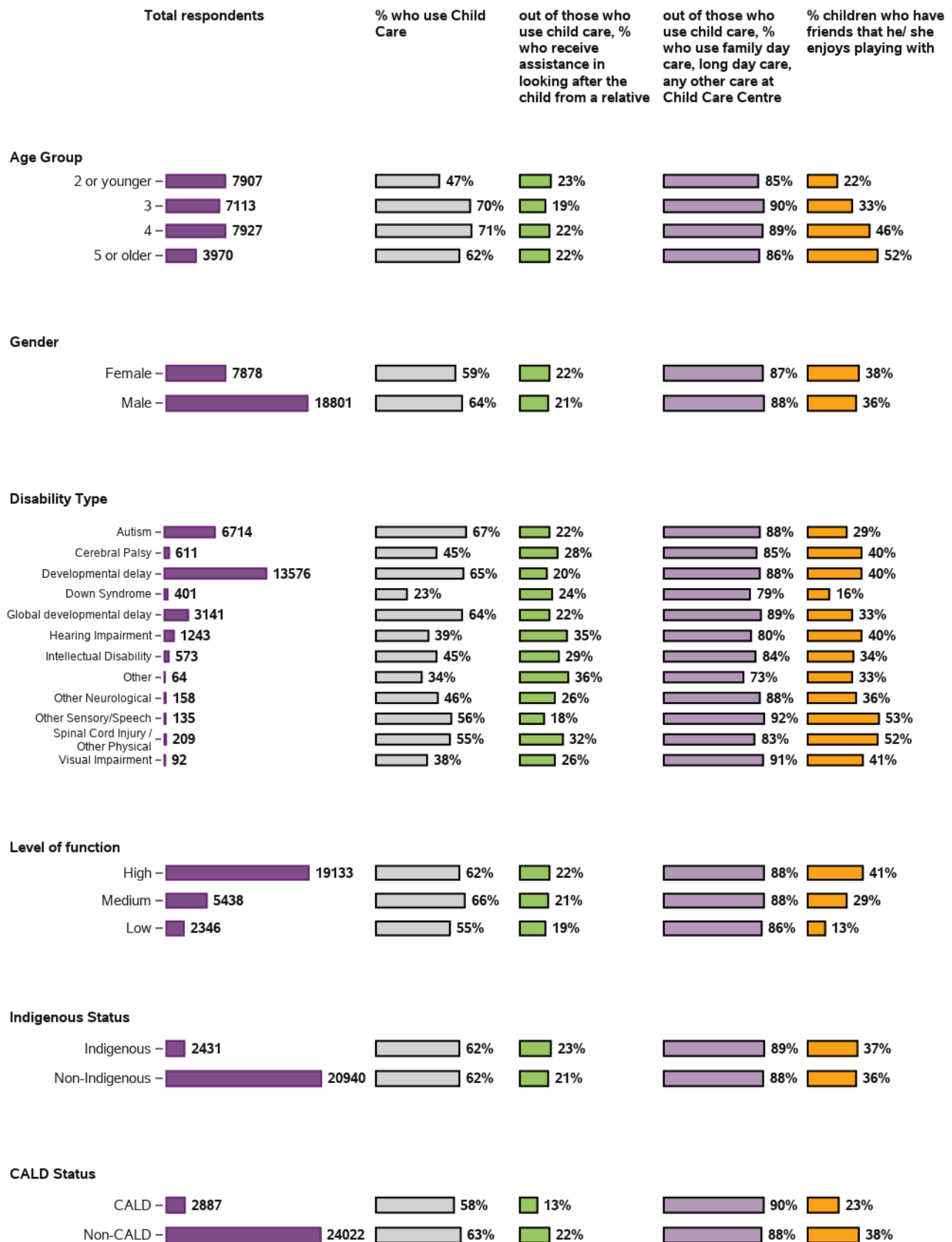
Appendix E.2.5 - Social, community and civic participation

Baseline indicators for SF - by participant characteristics



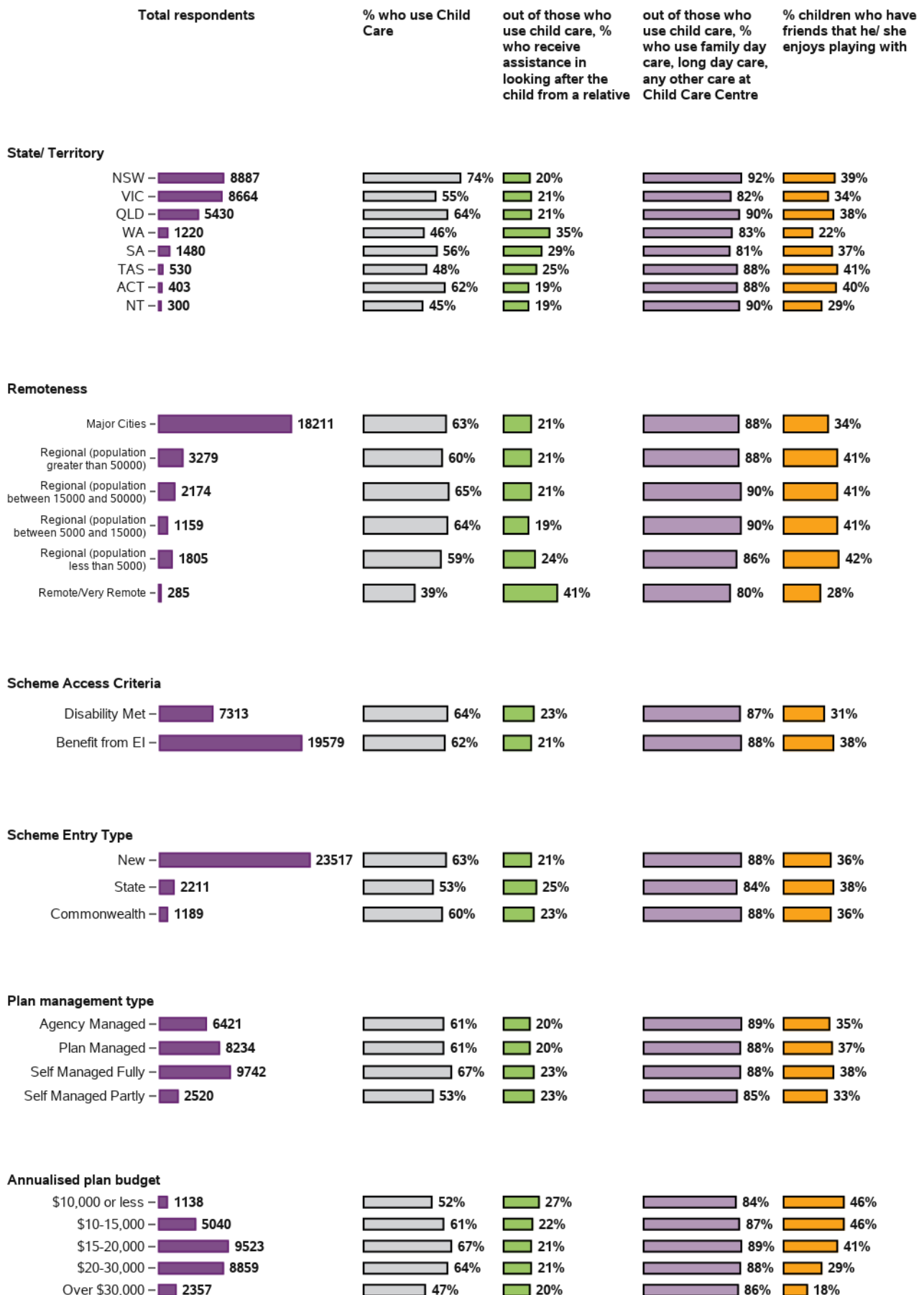
Appendix E.2.5 - Social, community and civic participation

Baseline indicators for SF - by participant characteristics (continued)

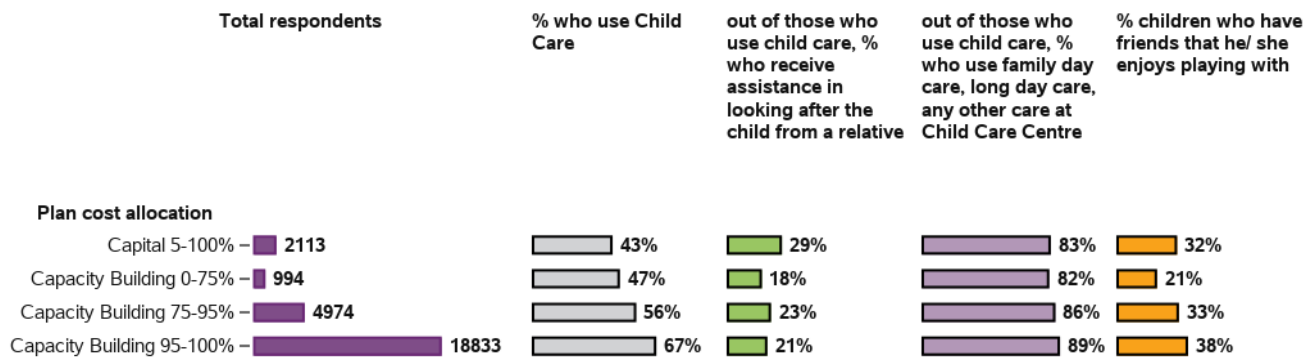


Appendix E.2.5 - Social, community and civic participation

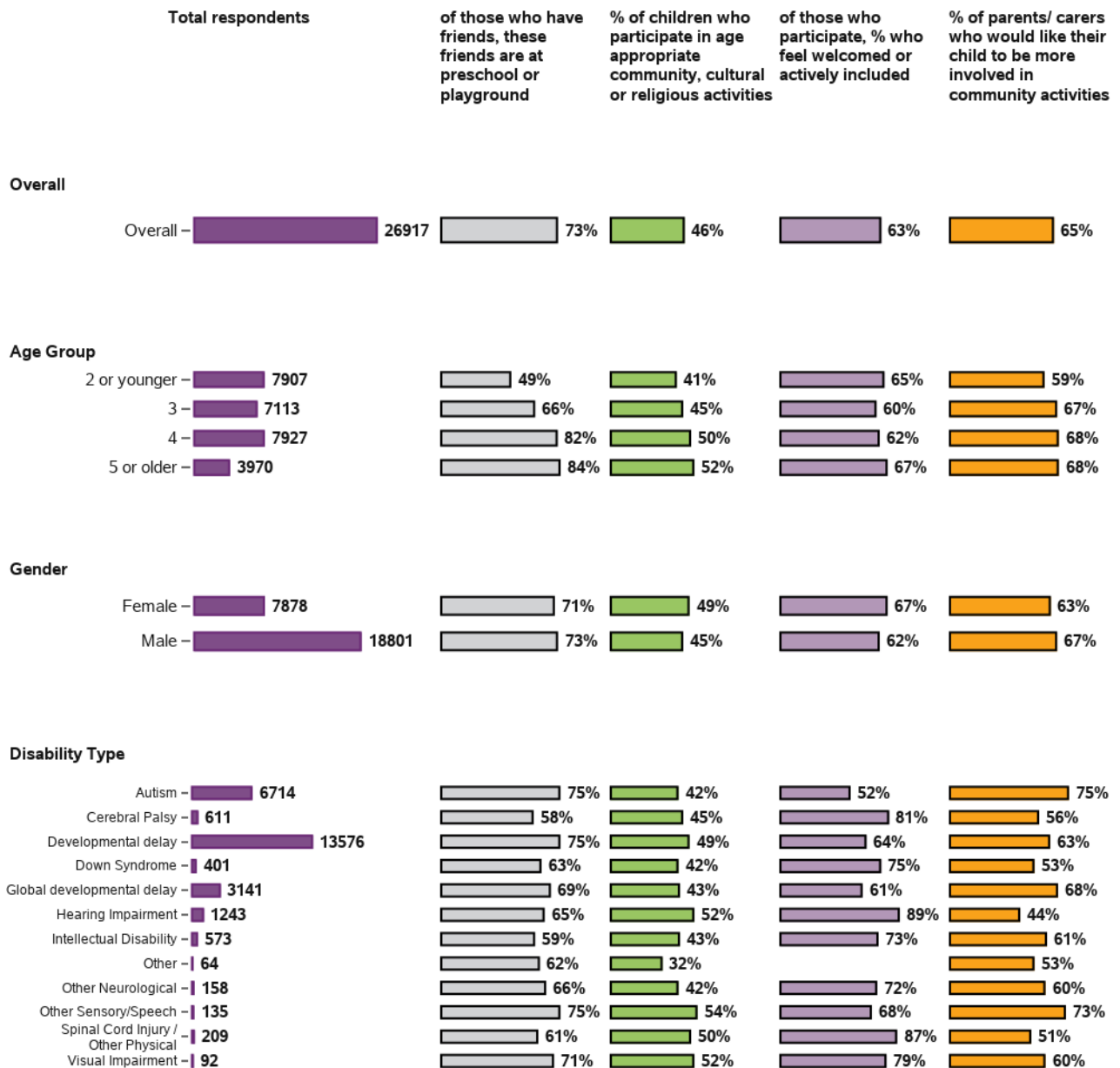
Baseline indicators for SF - by participant characteristics (continued)



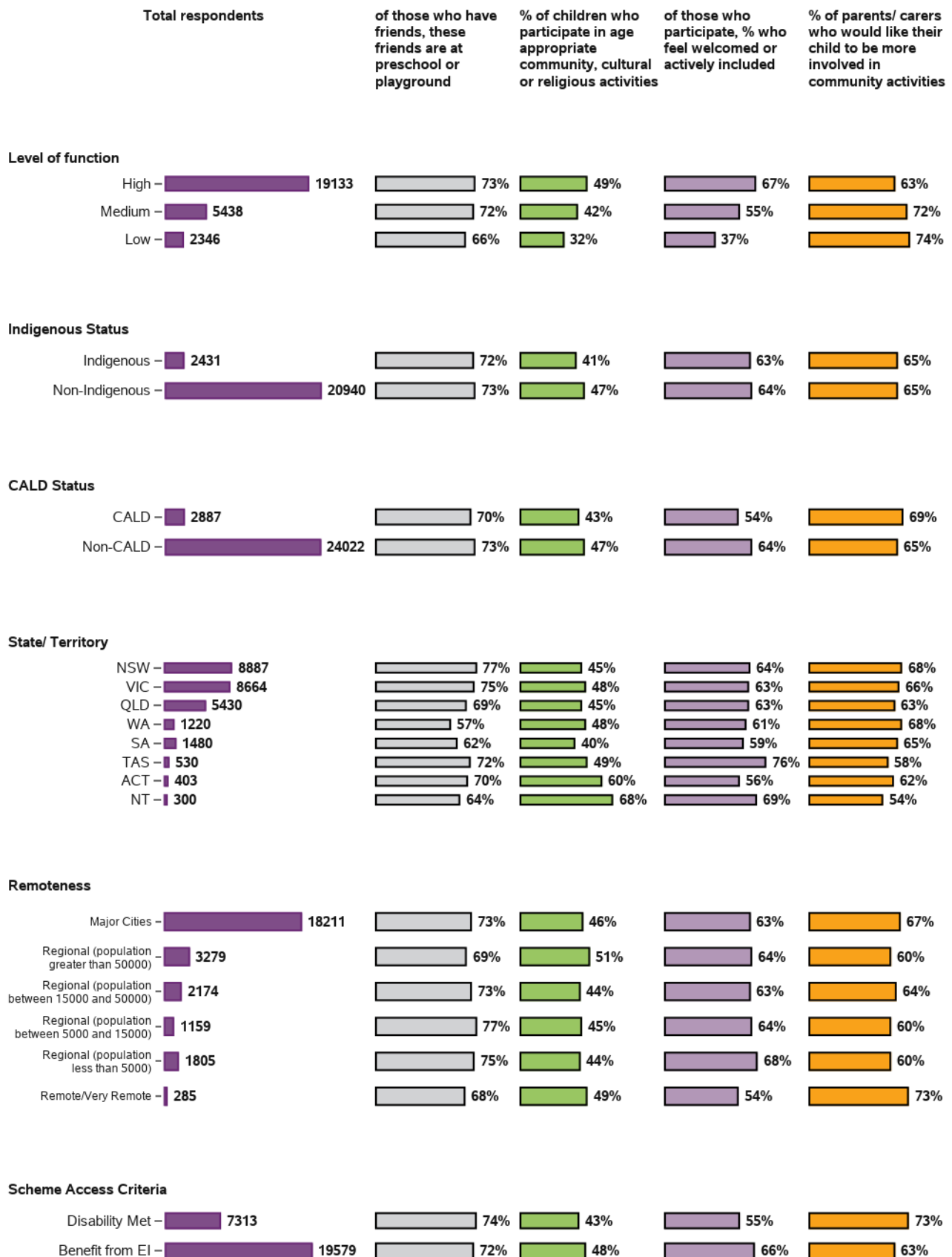
Appendix E.2.5 - Social, community and civic participation Baseline indicators for SF - by participant characteristics (continued)



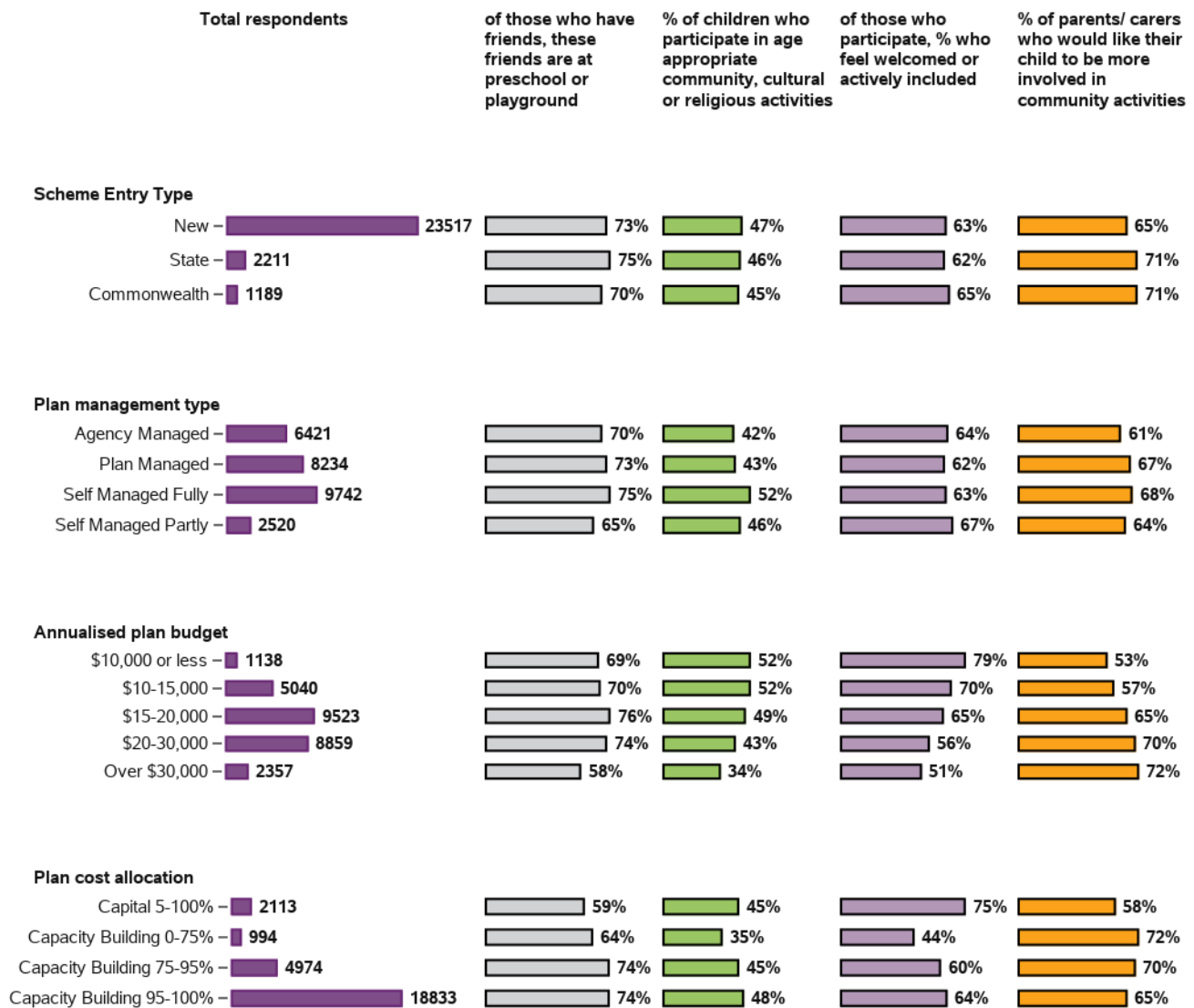
Appendix E.2.5 - Social, community and civic participation Baseline indicators for SF - by participant characteristics (continued)



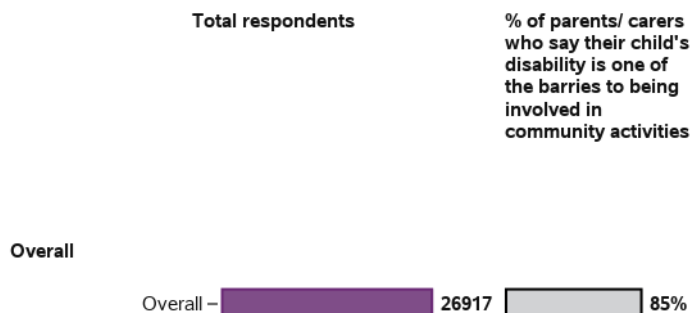
Appendix E.2.5 - Social, community and civic participation Baseline indicators for SF - by participant characteristics (continued)



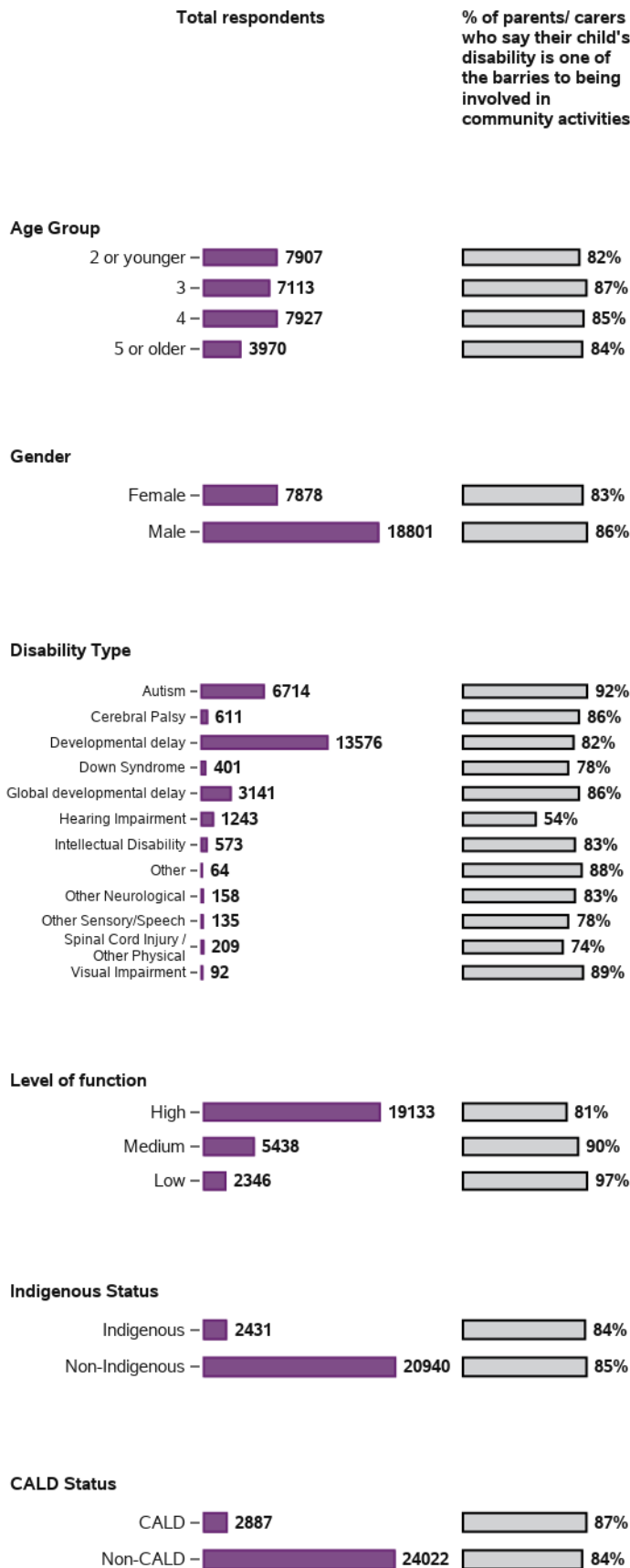
Appendix E.2.5 - Social, community and civic participation Baseline indicators for SF - by participant characteristics (continued)



Appendix E.2.5 - Social, community and civic participation Baseline indicators for SF - by participant characteristics (continued)

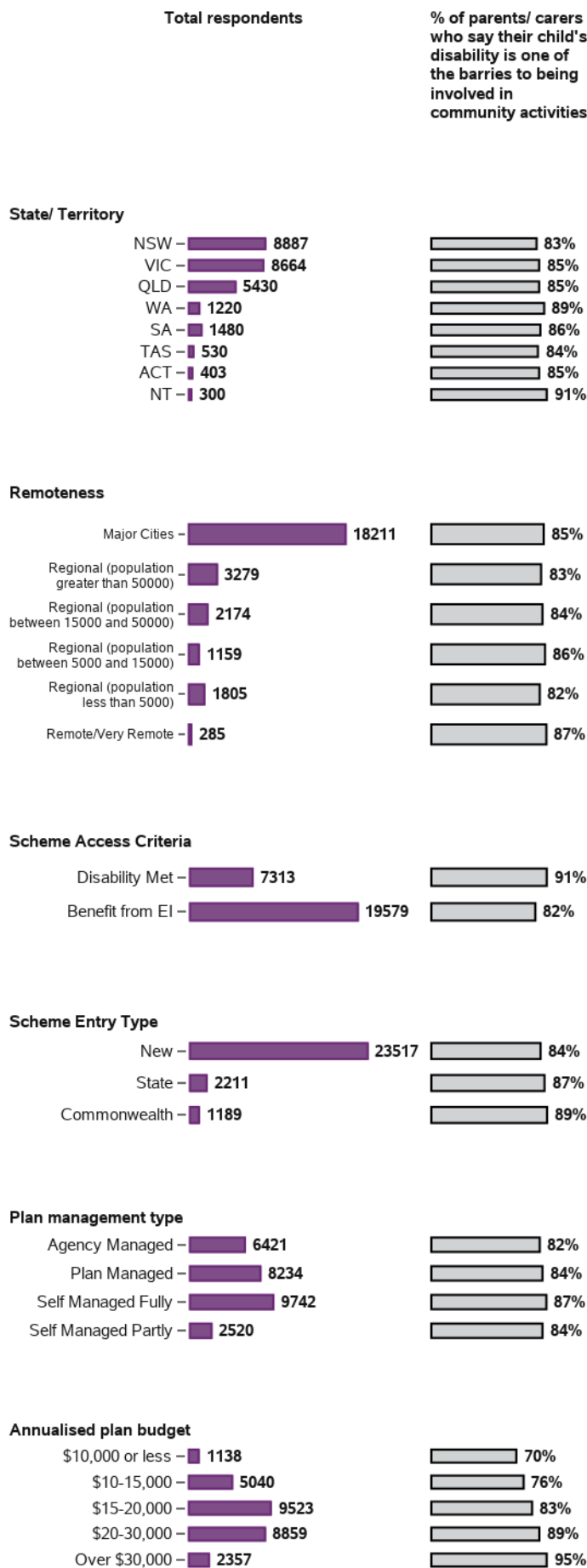


Appendix E.2.5 - Social, community and civic participation Baseline indicators for SF - by participant characteristics (continued)

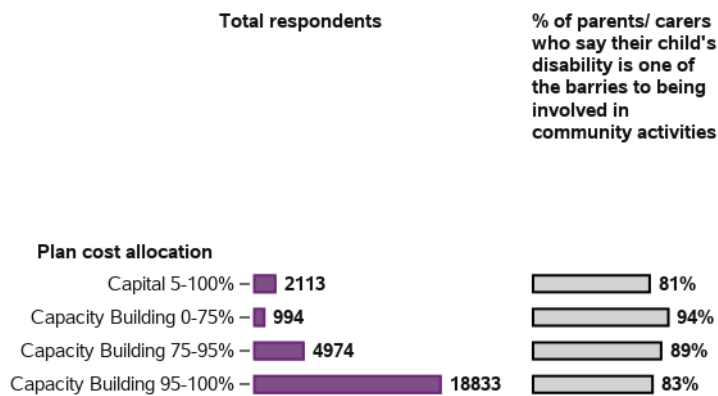


Appendix E.2.5 - Social, community and civic participation

Baseline indicators for SF - by participant characteristics (continued)



Appendix E.2.5 - Social, community and civic participation Baseline indicators for SF - by participant characteristics (continued)



Appendix E.2.5 - Social, community and civic participation Baseline indicators for LF - by participant characteristics

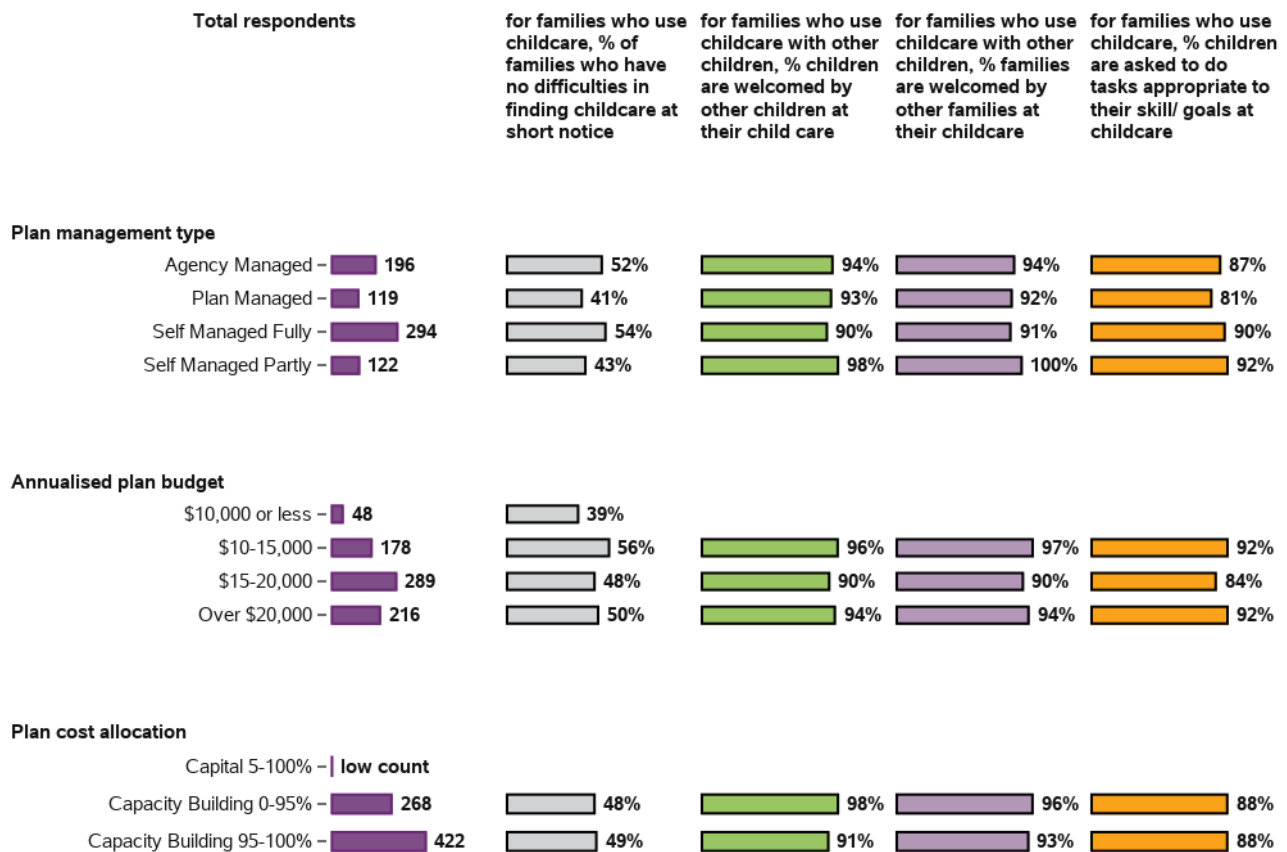


Appendix E.2.5 - Social, community and civic participation

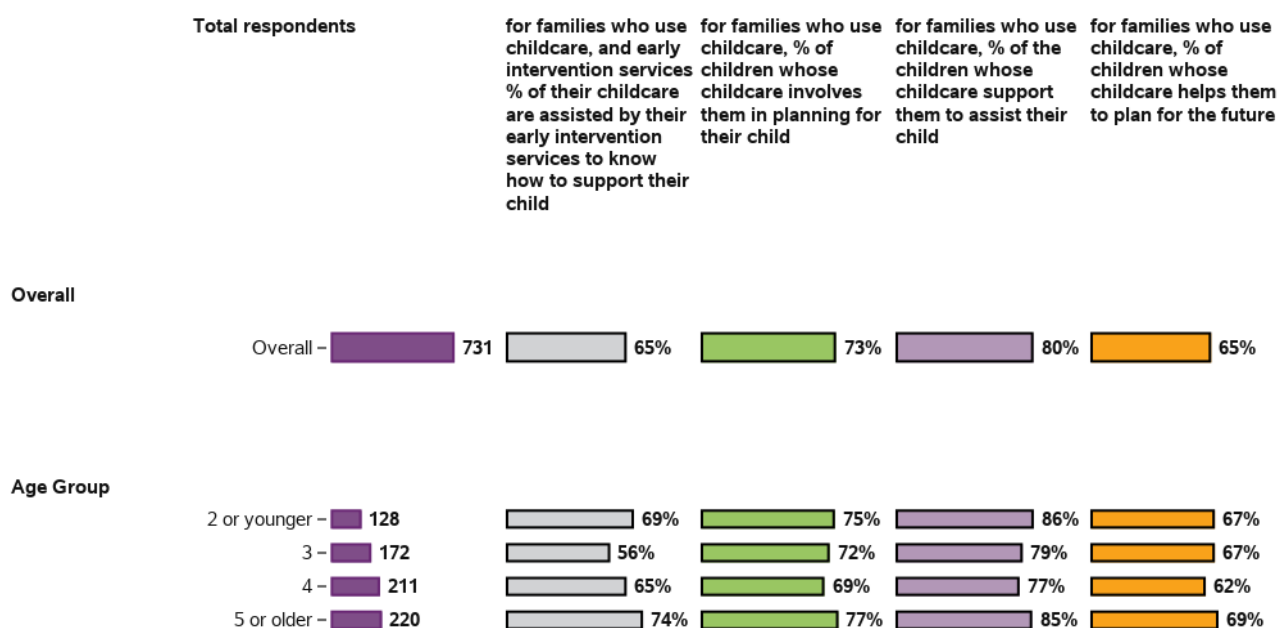
Baseline indicators for LF - by participant characteristics (continued)



Appendix E.2.5 - Social, community and civic participation Baseline indicators for LF - by participant characteristics (continued)




Appendix E.2.5 - Social, community and civic participation Baseline indicators for LF - by participant characteristics (continued)



Appendix E.2.5 - Social, community and civic participation

Baseline indicators for LF - by participant characteristics (continued)



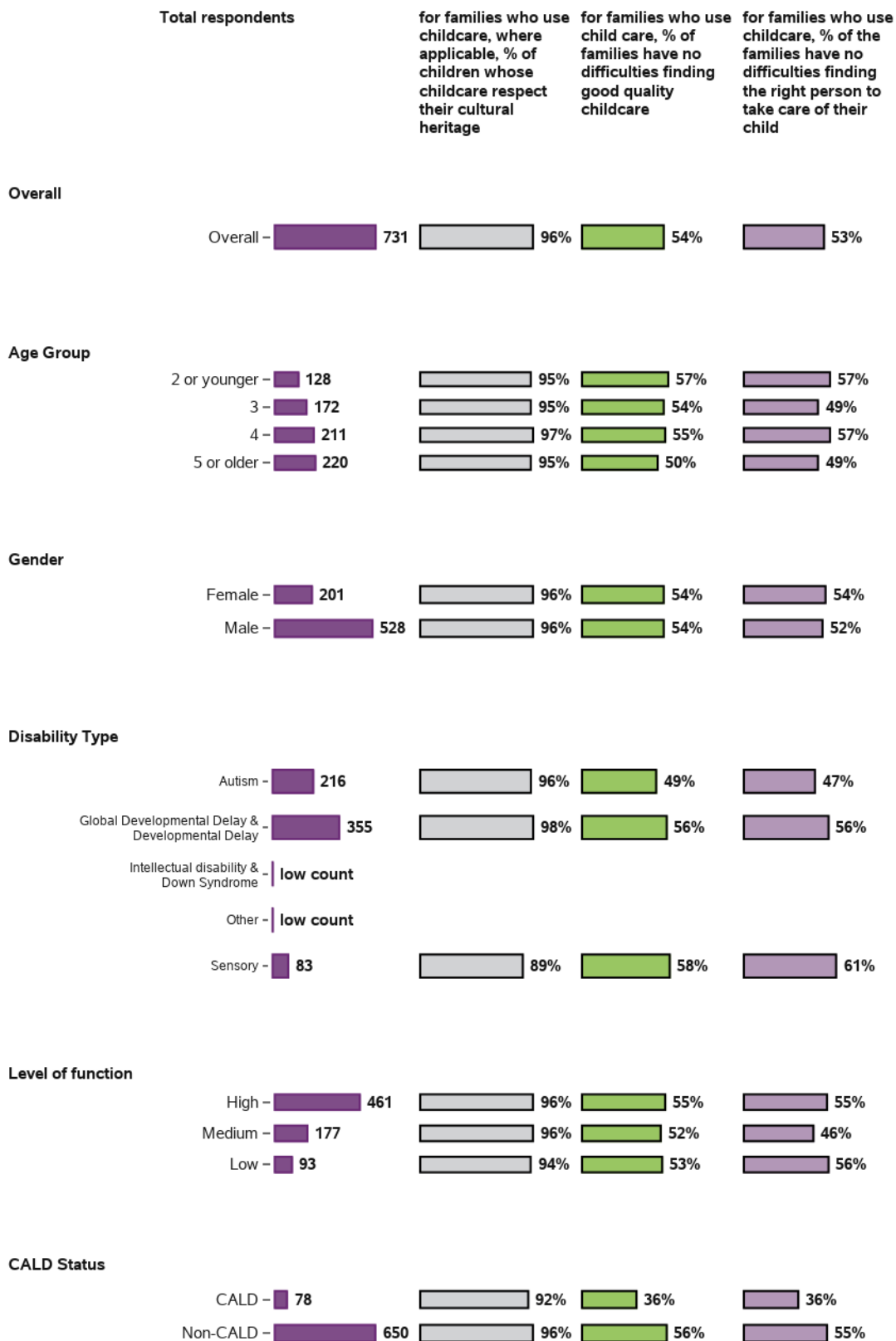
Appendix E.2.5 - Social, community and civic participation

Baseline indicators for LF - by participant characteristics (continued)



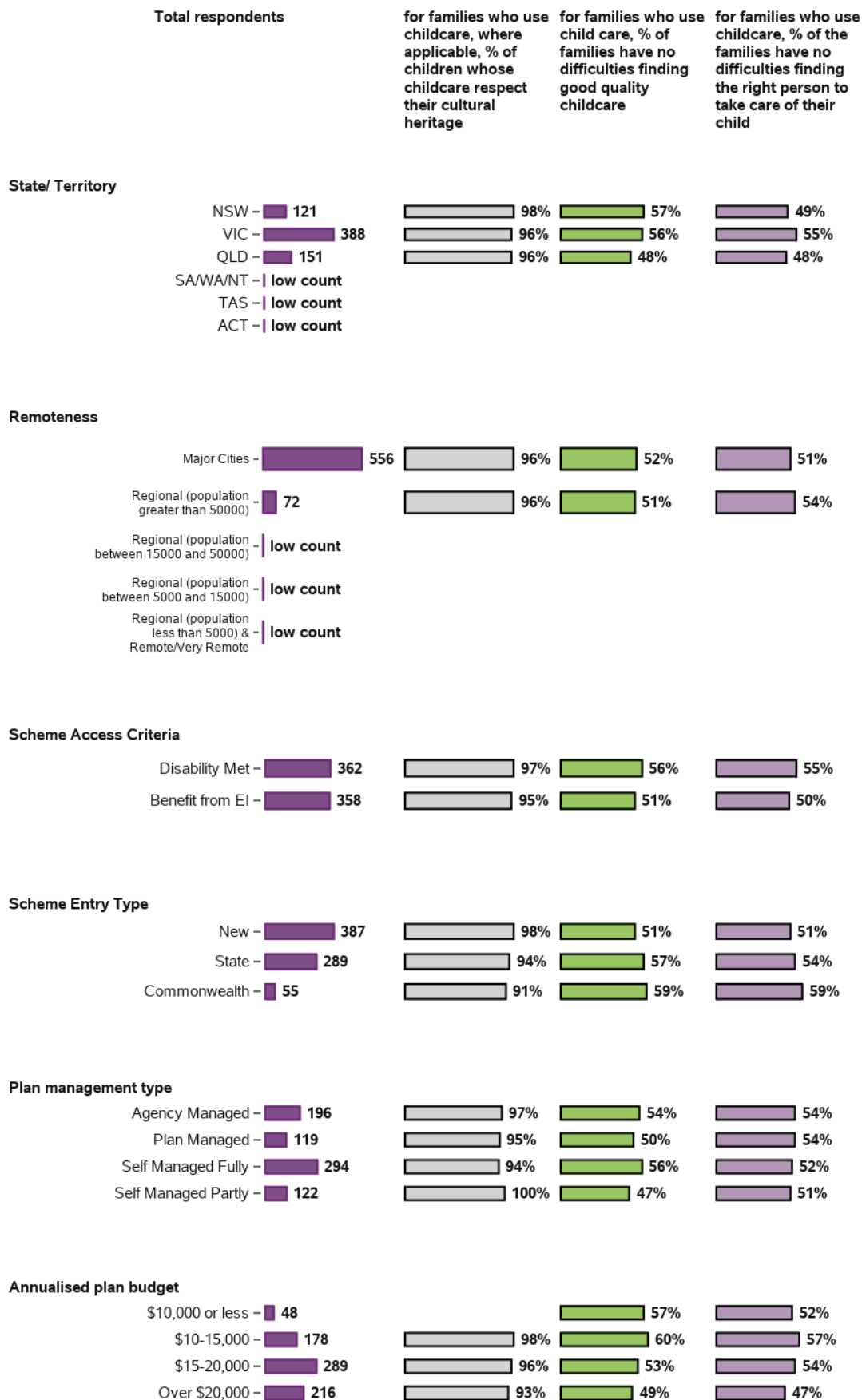
Appendix E.2.5 - Social, community and civic participation

Baseline indicators for LF - by participant characteristics (continued)

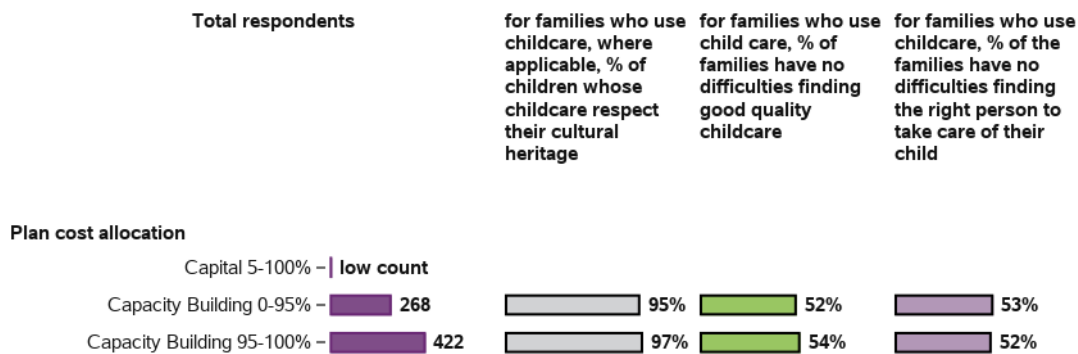


Appendix E.2.5 - Social, community and civic participation

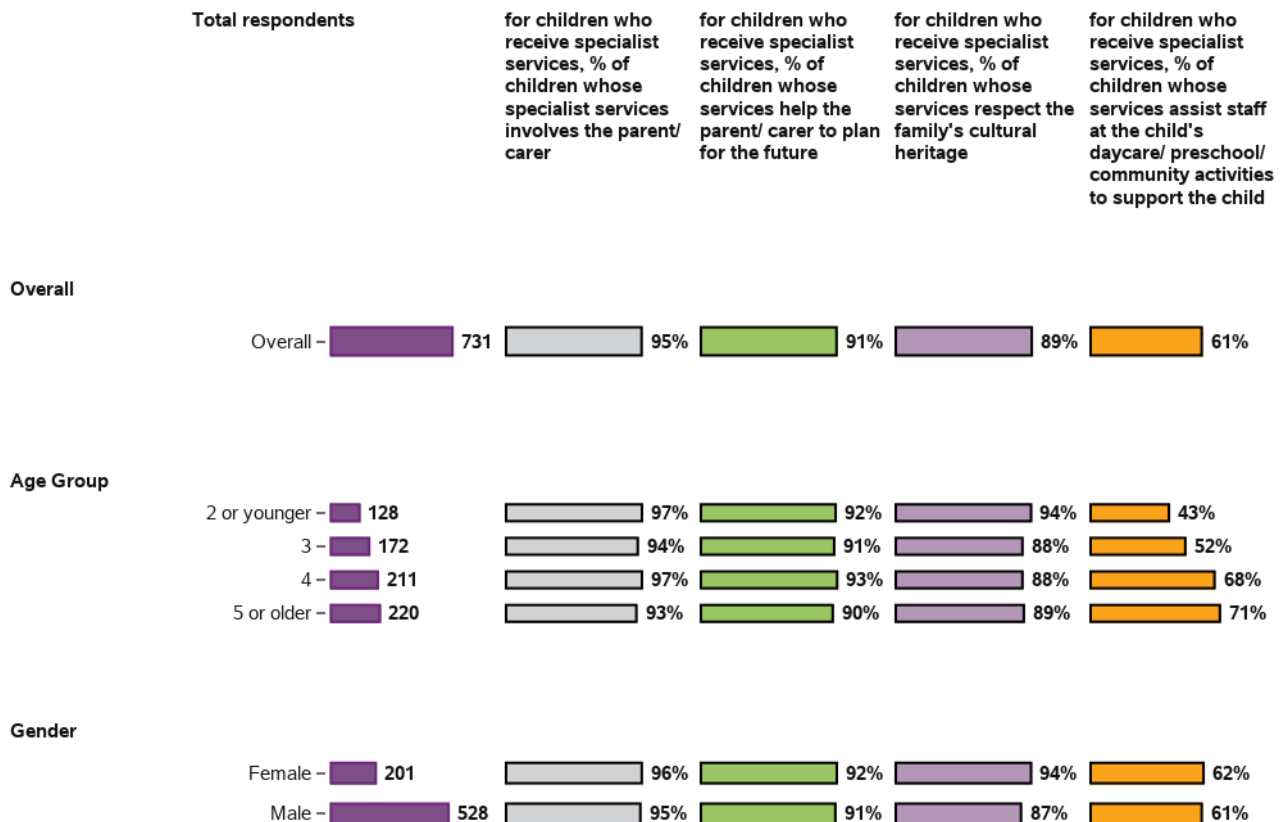
Baseline indicators for LF - by participant characteristics (continued)



Appendix E.2.5 - Social, community and civic participation Baseline indicators for LF - by participant characteristics (continued)

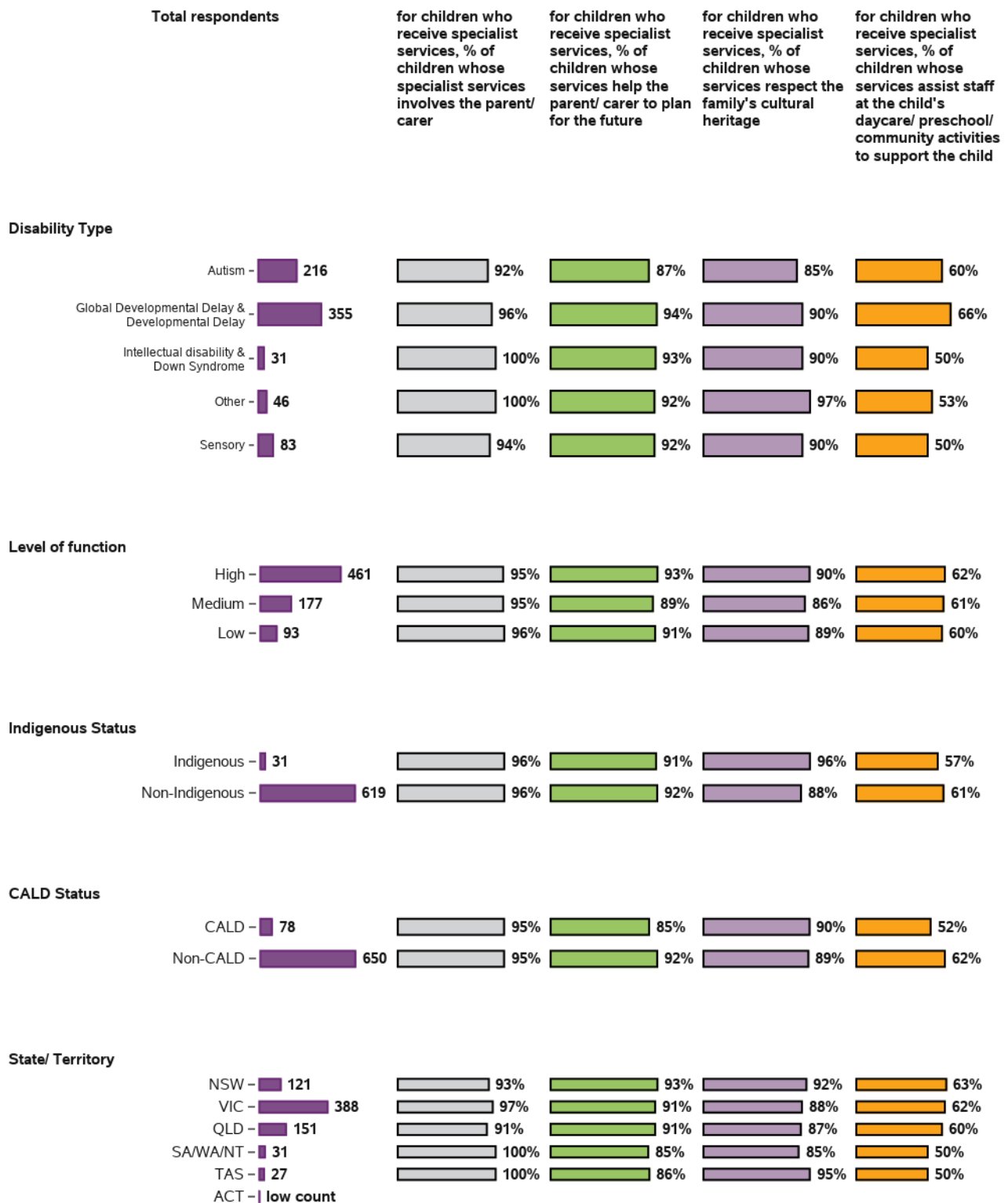


Appendix E.2.6 - Specialist services Baseline indicators for LF - by participant characteristics



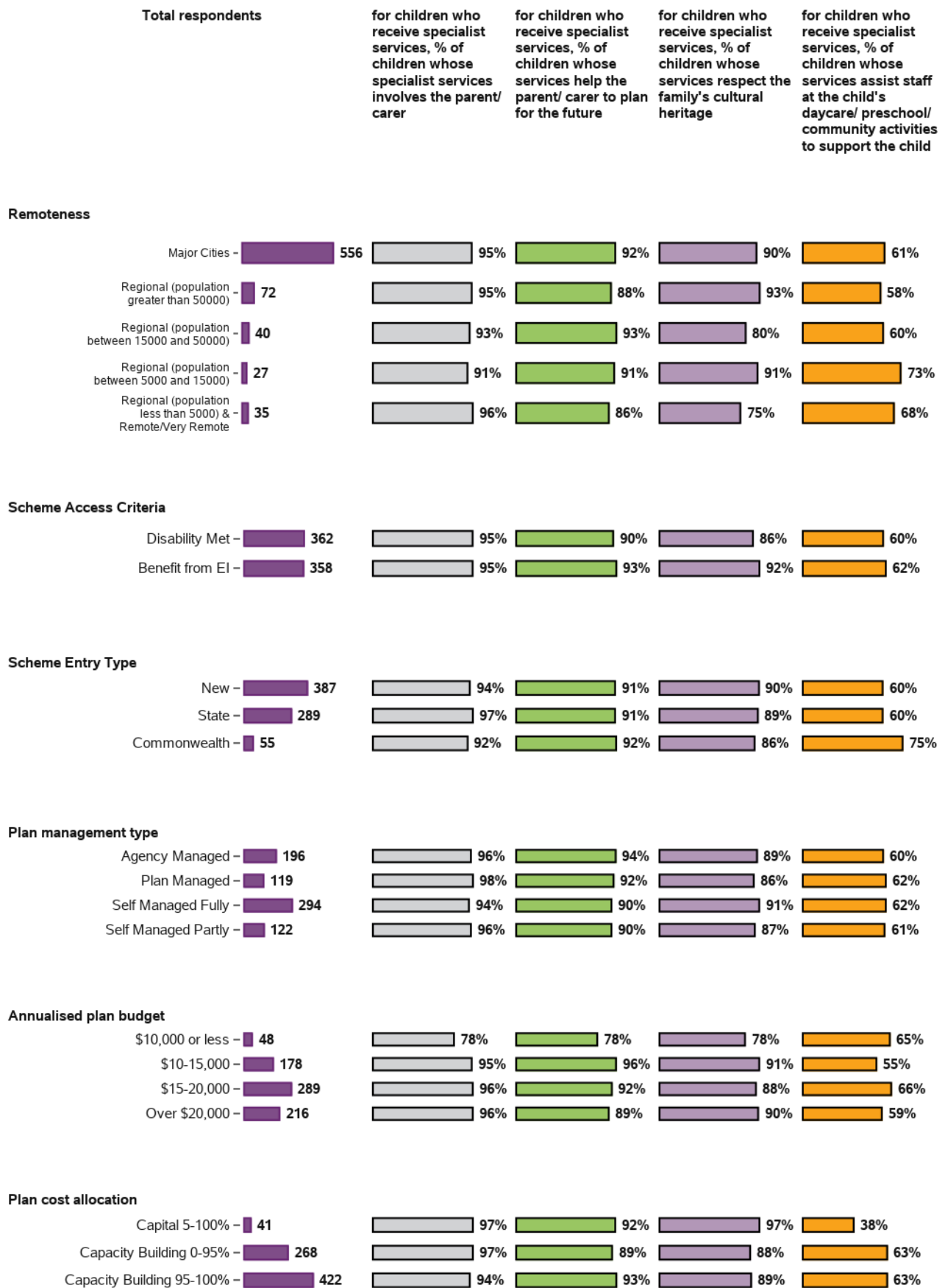
Appendix E.2.6 - Specialist services

Baseline indicators for LF - by participant characteristics (continued)



Appendix E.2.6 - Specialist services

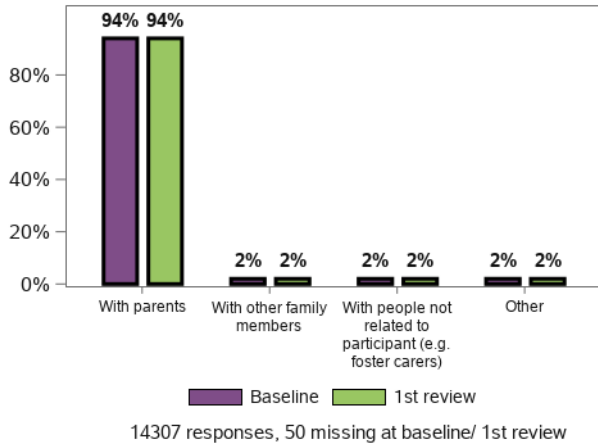
Baseline indicators for LF - by participant characteristics (continued)



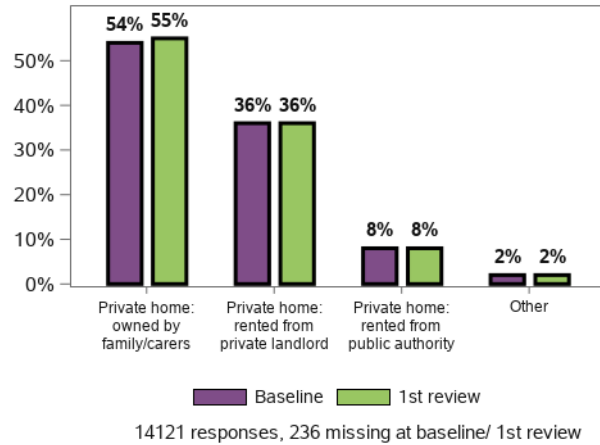
Appendix E.3 - Participants from birth to starting school - Longitudinal indicators from baseline to first review - C1 cohort - aggregate

Appendix E.3.1 - Participant Information

Who does the child currently live with?

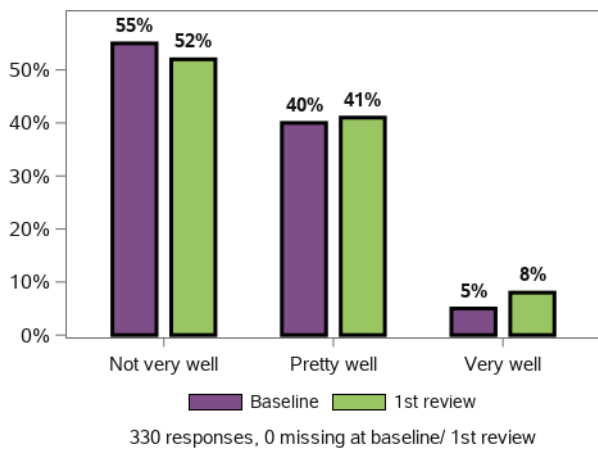


What type of housing does the child currently live in?

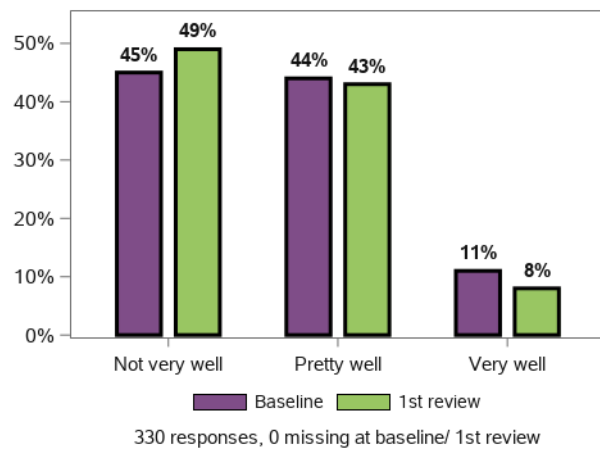


Appendix E.3.2 - Daily living

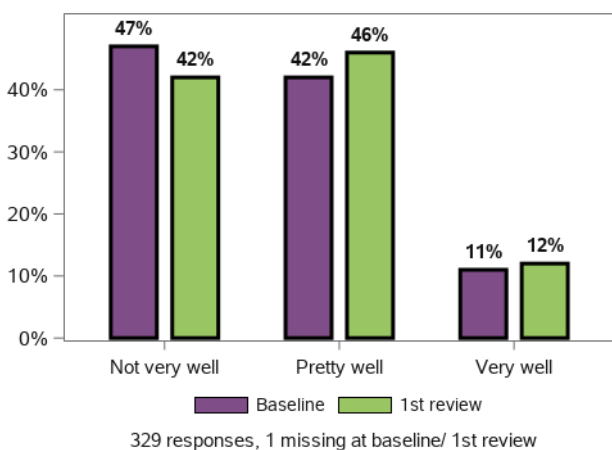
Most of the time my child manages his/her emotions?



Most of the time my child manages the demands of his/her world?

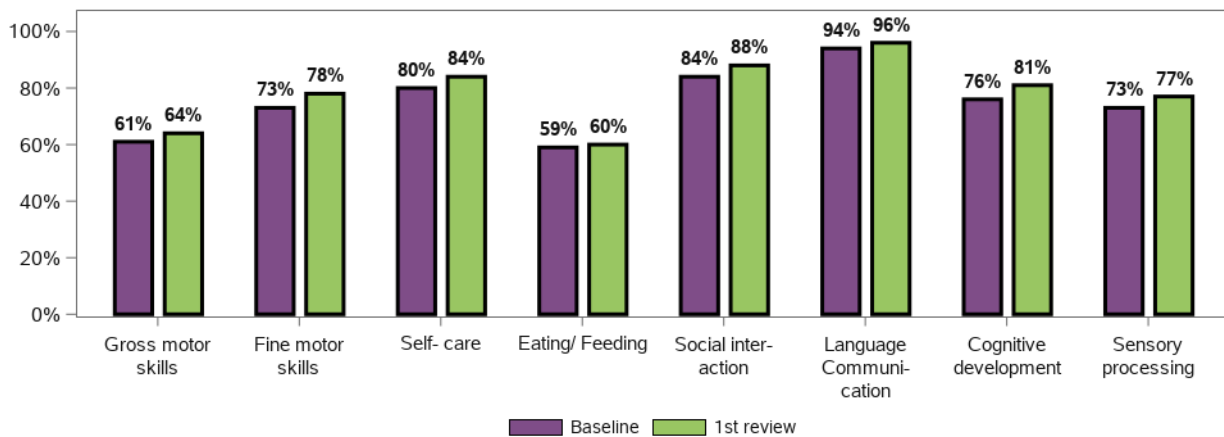


Most of the time my child is able to do everyday task at home/in the park/at childcare



Appendix E.3.2 - Daily living (continued)

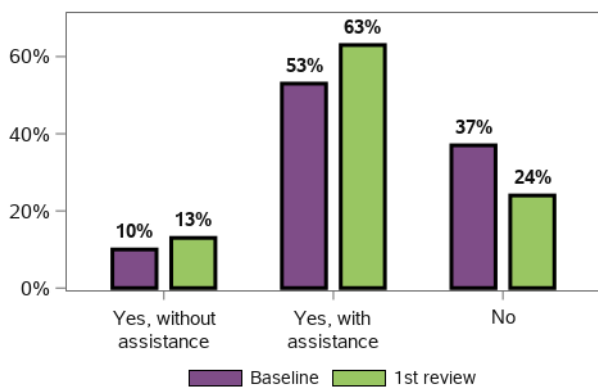
Do you have any concerns about your child's development in the following areas?



14308 responses, 49 missing at baseline/ 1st review

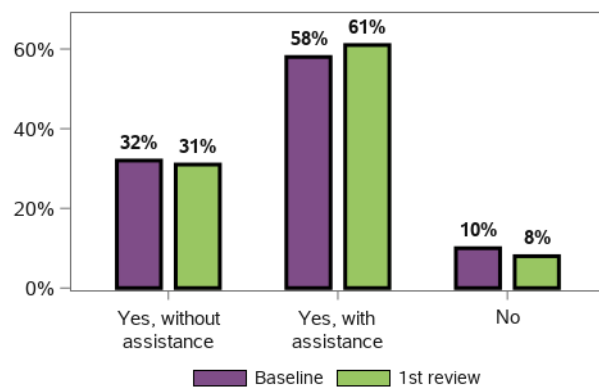
Appendix E.3.3 - Choice and control

My child is able to tell me what he/she wants



14145 responses, 212 missing at baseline/ 1st review

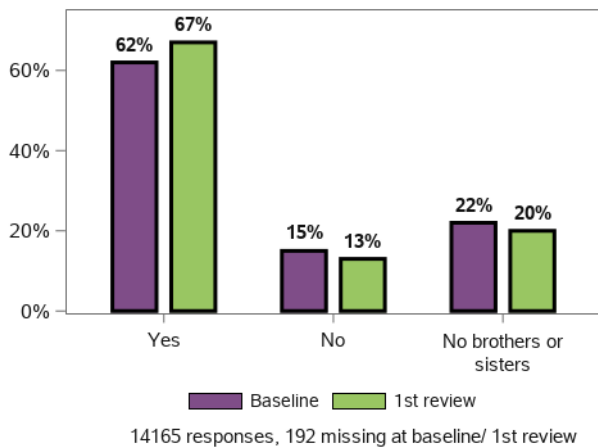
Once my child decides to do something he/she takes action (or indicates the need for assistance to take action)



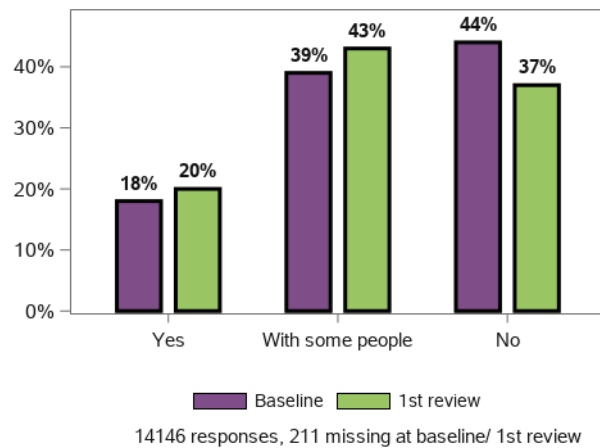
330 responses, 0 missing at baseline/ 1st review

Appendix E.3.4 - Relationships

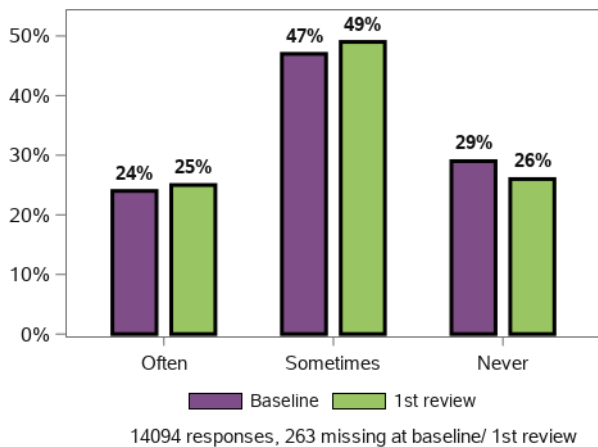
My child gets along with his/her brother(s)/sister(s)



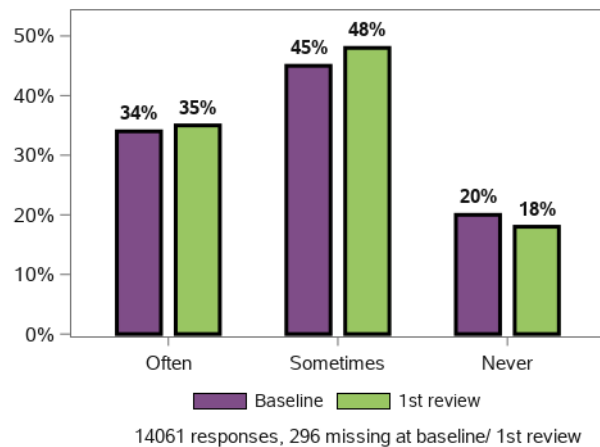
My child can make friends with people outside the family



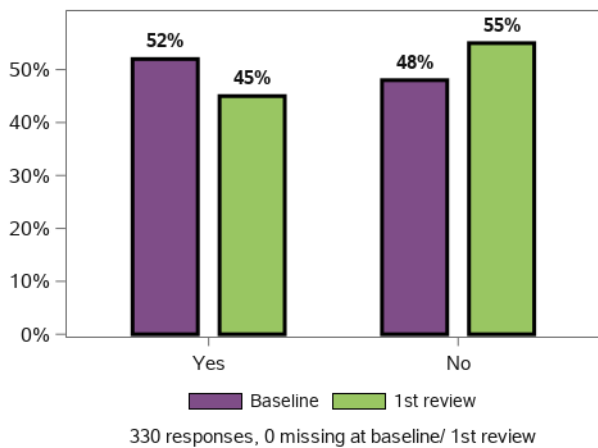
My child joins me when I complete tasks at home



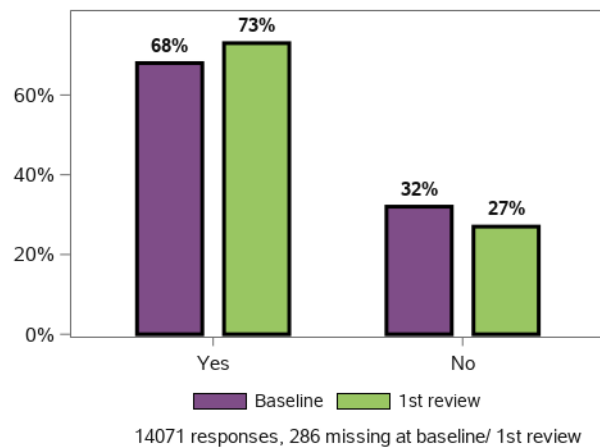
My child joins me when I complete tasks outside the home (e.g. shopping, sport)



There is enough time each week for all members of my family to get their needs met

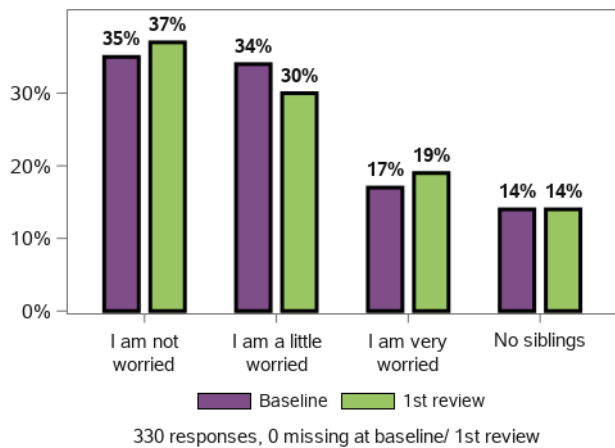


My child fits in with the everyday life of the family



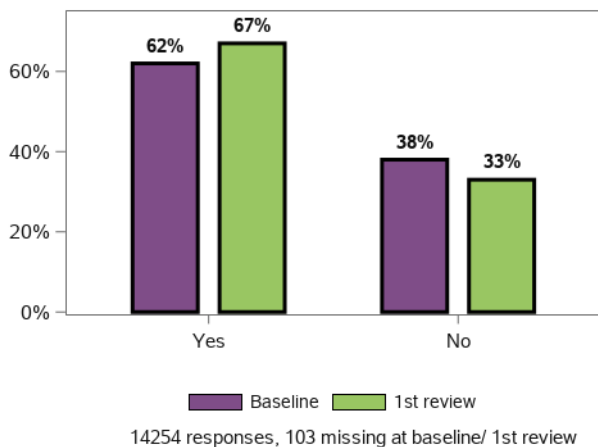
Appendix E.3.4 - Relationships (continued)

I am worried about the effect of having a sibling with disability on my other children now and in the future

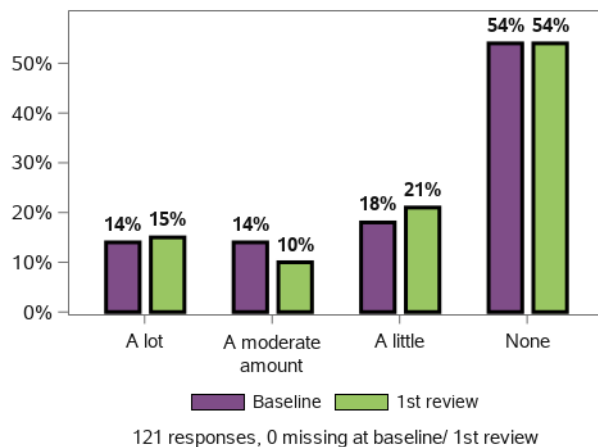


Appendix E.3.5 - Social, community and civic participation

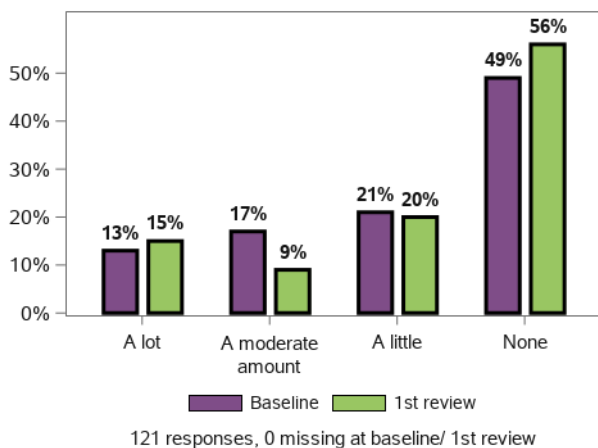
Do you use any form of childcare?



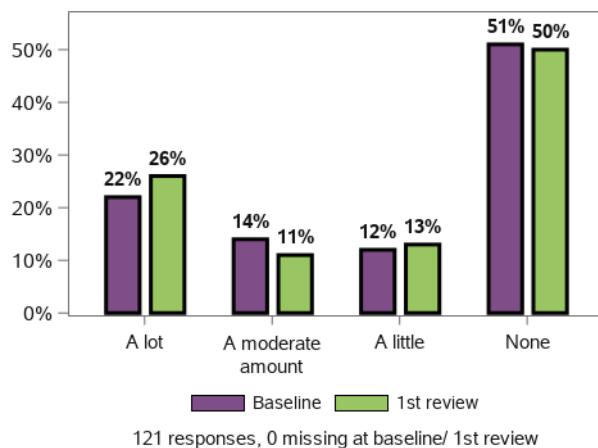
How much difficulty did you have in finding good quality child care?



How much difficulty did you have in finding the right person to take care of your child?

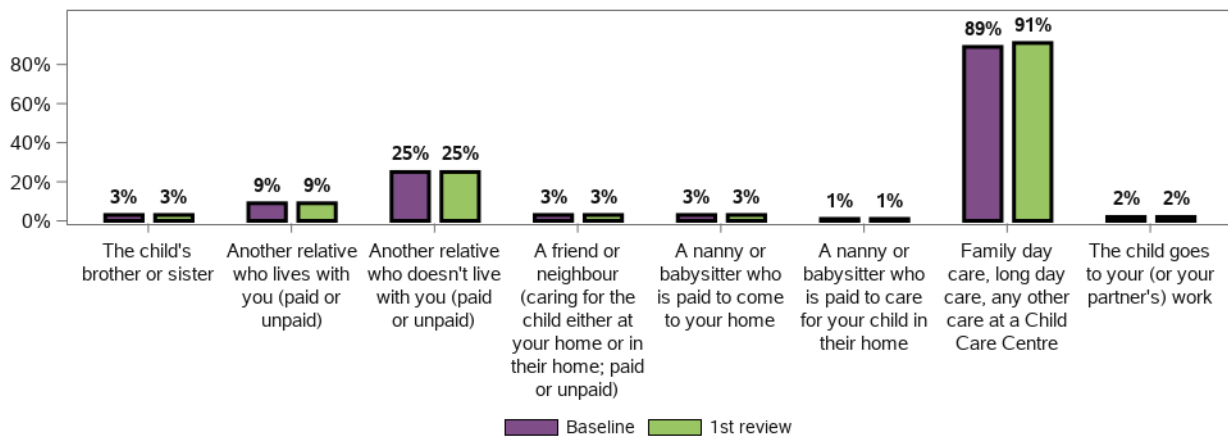


How much difficulty did you have in finding child care at short notice?



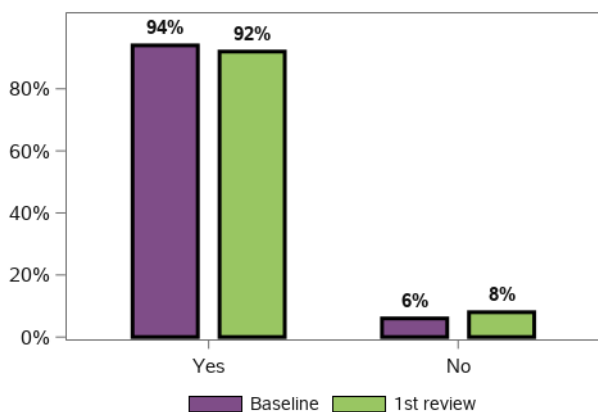
Appendix E.3.5 - Social, community and civic participation (continued)

Please specify which of the following types of childcare you use



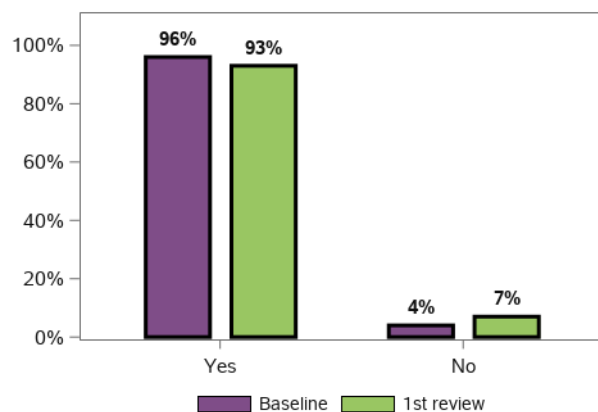
6765 responses, 120 missing at baseline/ 1st review

At the child care my child uses: children are welcoming



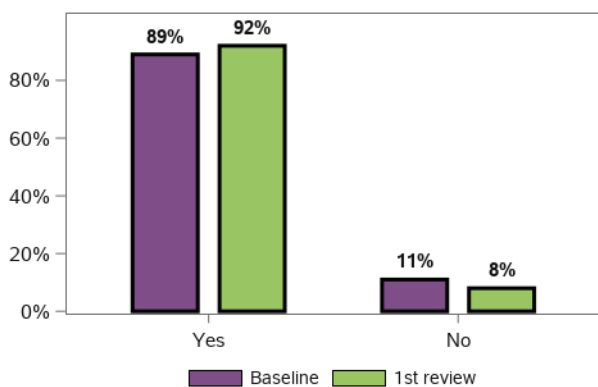
109 responses, 12 missing at baseline/ 1st review

At the child care my child uses: other families are welcoming



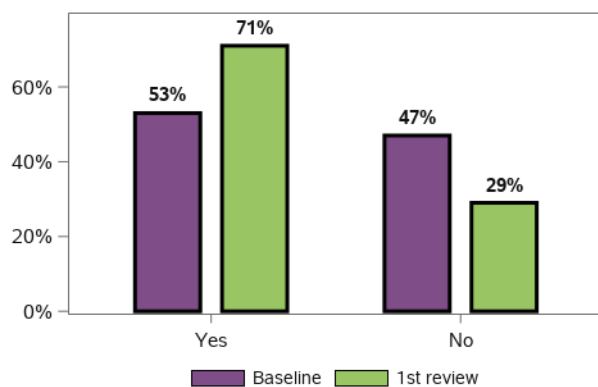
82 responses, 39 missing at baseline/ 1st review

At the child care my child uses: my child is asked to do tasks appropriate to his/her skill and goals



103 responses, 18 missing at baseline/ 1st review

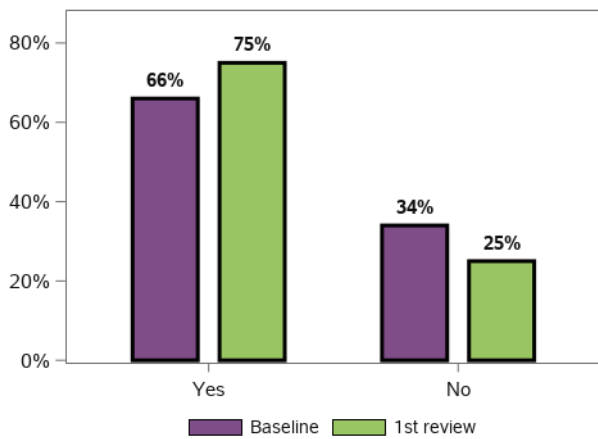
At the child care my child uses: they are assisted by my child's early intervention service to know how to support my child



79 responses, 42 missing at baseline/ 1st review

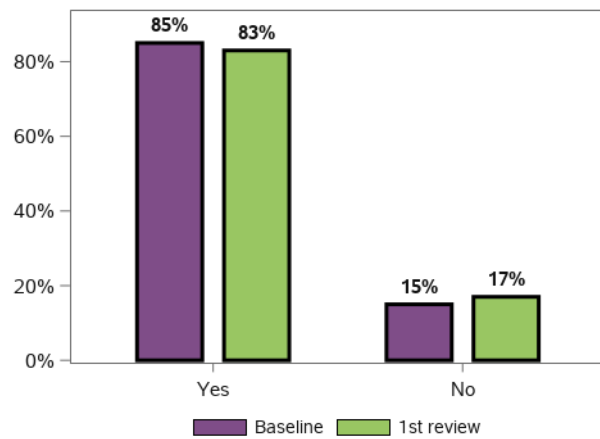
Appendix E.3.5 - Social, community and civic participation (continued)

The child care involves me in planning for my child



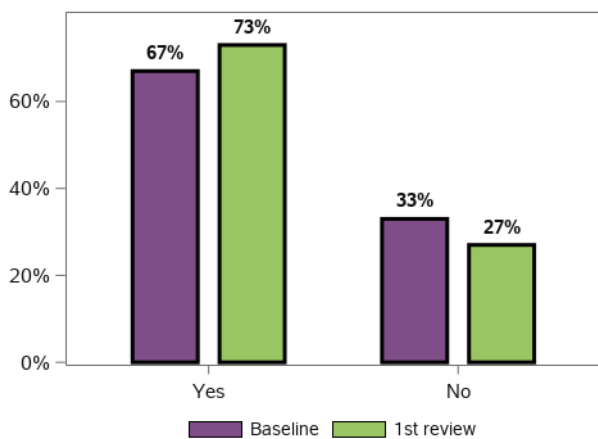
121 responses, 0 missing at baseline/ 1st review

The child care supports me to assist my child



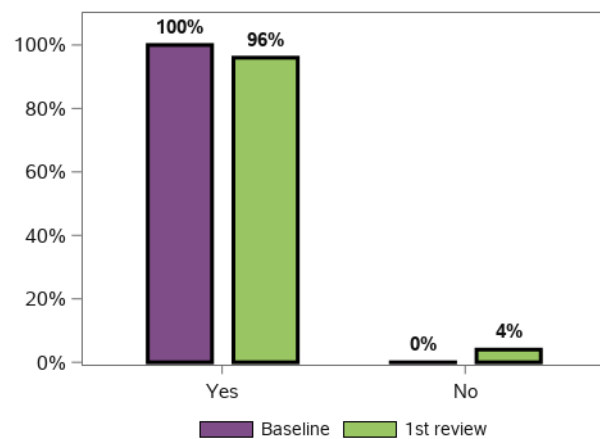
121 responses, 0 missing at baseline/ 1st review

The child care helps me to plan for the future



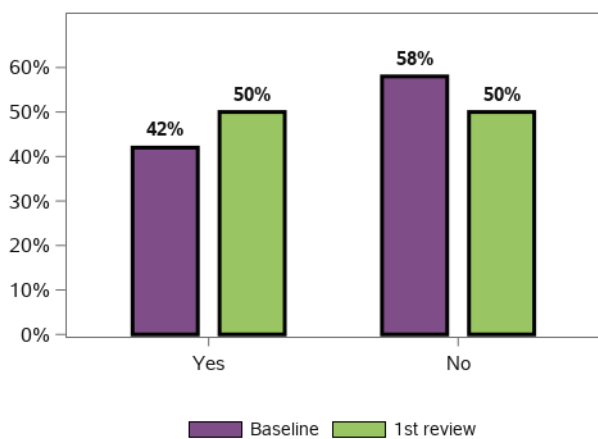
121 responses, 0 missing at baseline/ 1st review

The child care respects my cultural heritage



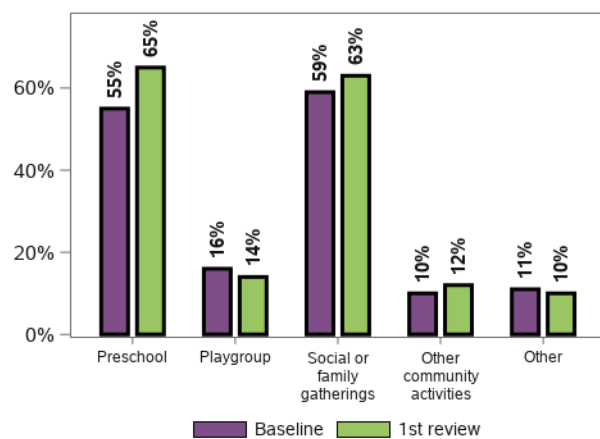
75 responses, 46 missing at baseline/ 1st review

My child has friends that he/she enjoys playing with



14158 responses, 199 missing at baseline/ 1st review

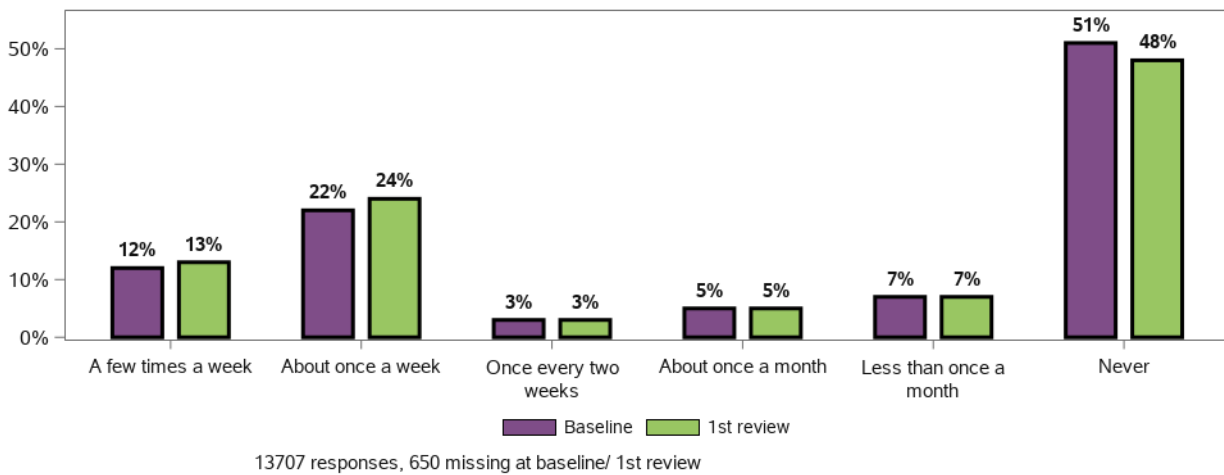
These friends are at (choose all that apply)



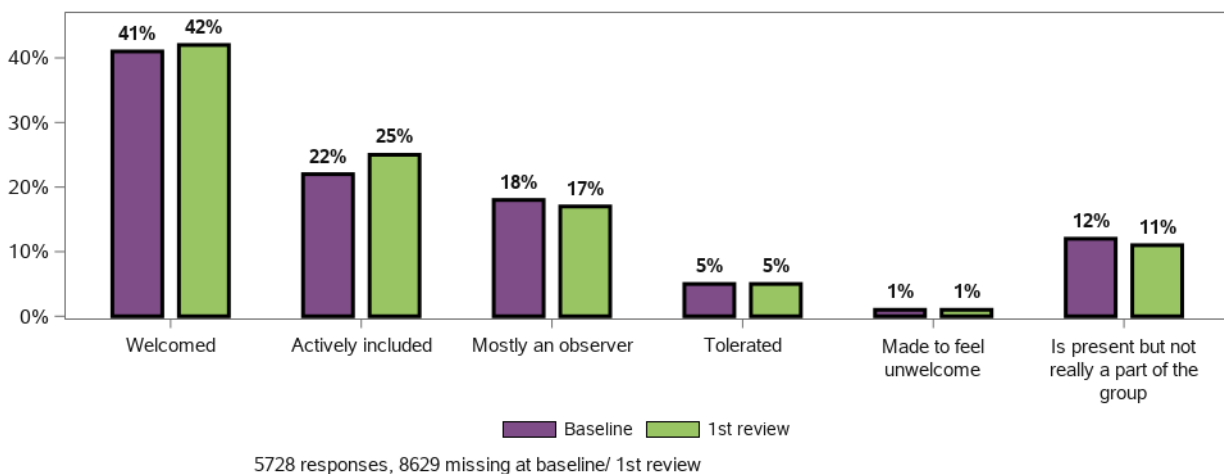
5393 responses, 8964 missing at baseline/ 1st review

Appendix E.3.5 - Social, community and civic participation (continued)

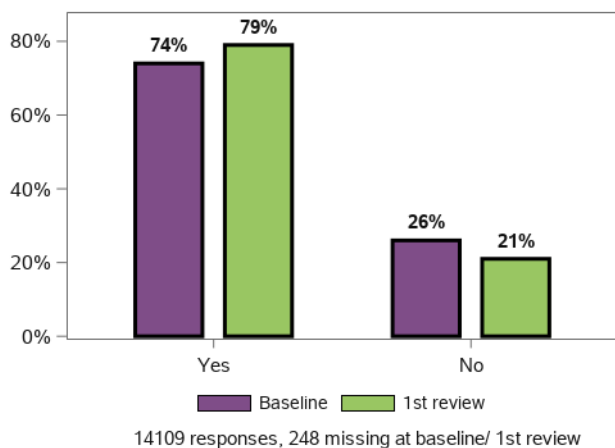
My child participates in age appropriate community, cultural or religious activities



At these activities, I think my child is

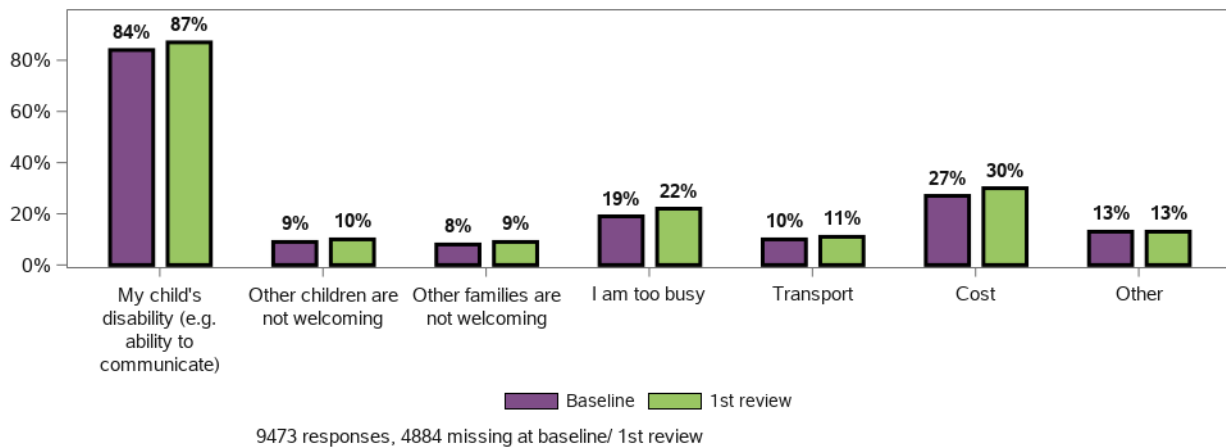


I would like my child to be more involved in community activities



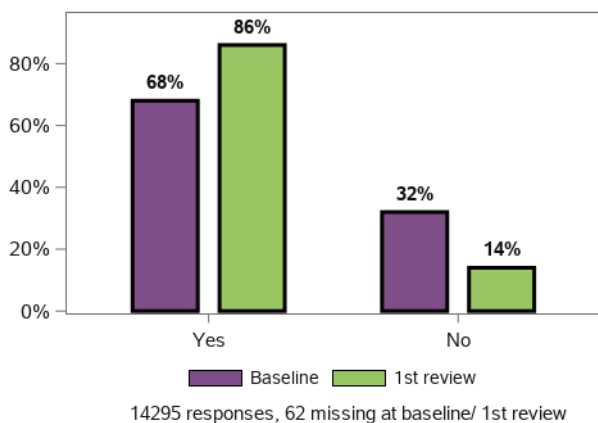
Appendix E.3.5 - Social, community and civic participation (continued)

The barriers to my child being involved in community activities are (choose all that apply)

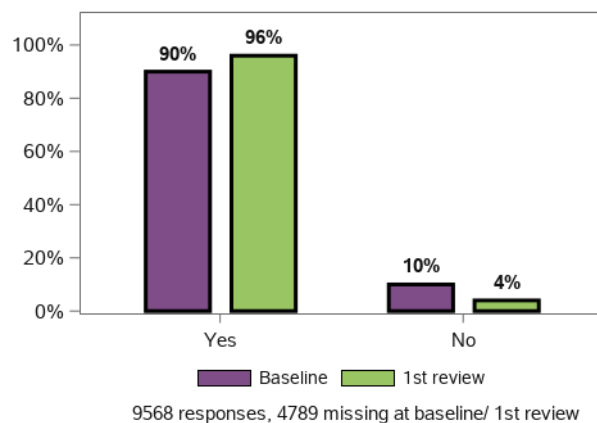


Appendix E.3.6 - Specialist services

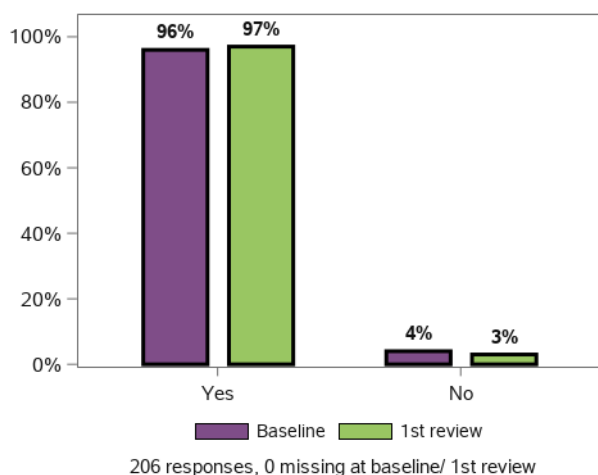
My child uses specialist services (e.g. speech pathology, occupational therapy) that assist their learning and development



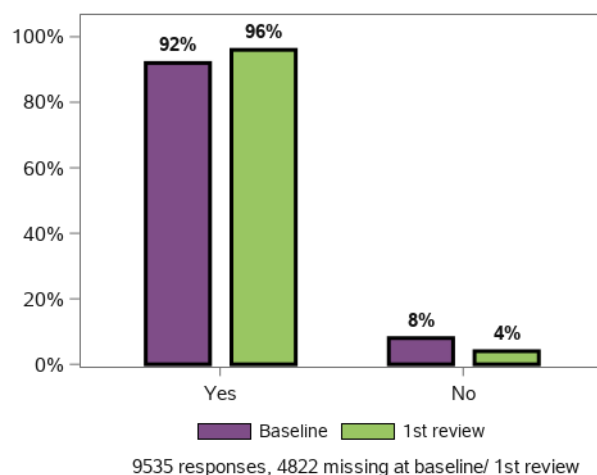
These services help my child gain the skills she/he needs to participate in everyday life (e.g. go to preschool)



These services involve me

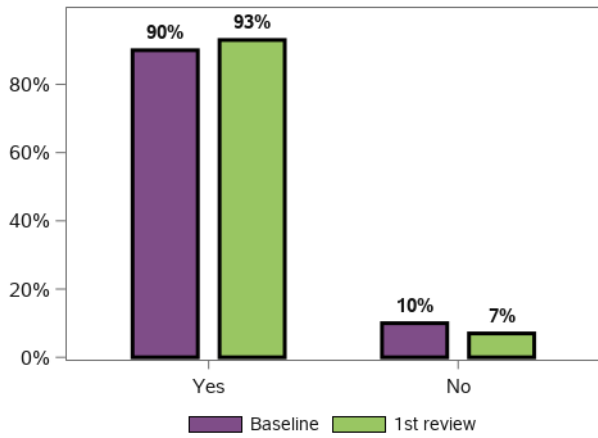


These services support me to assist my child



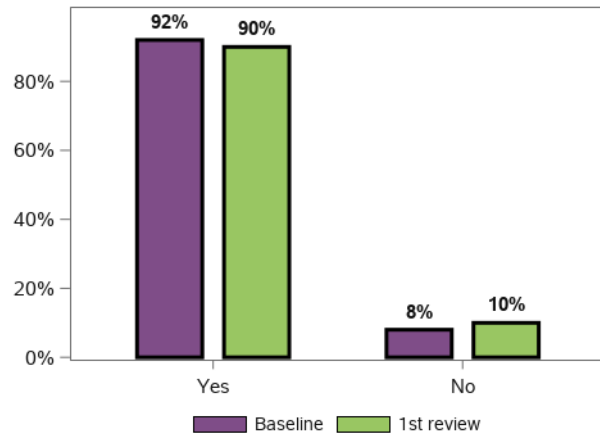
Appendix E.3.6 - Specialist services (continued)

These services help me to plan for the future



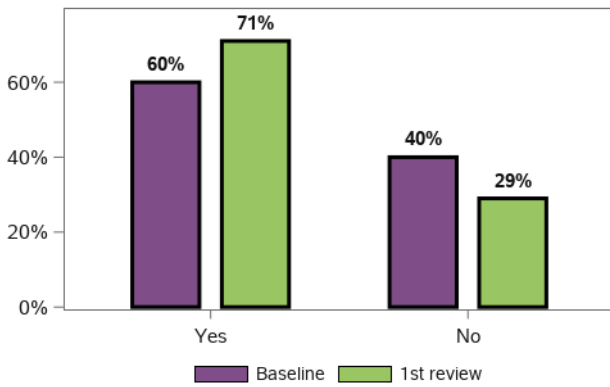
206 responses, 0 missing at baseline/ 1st review

These services respect my cultural heritage



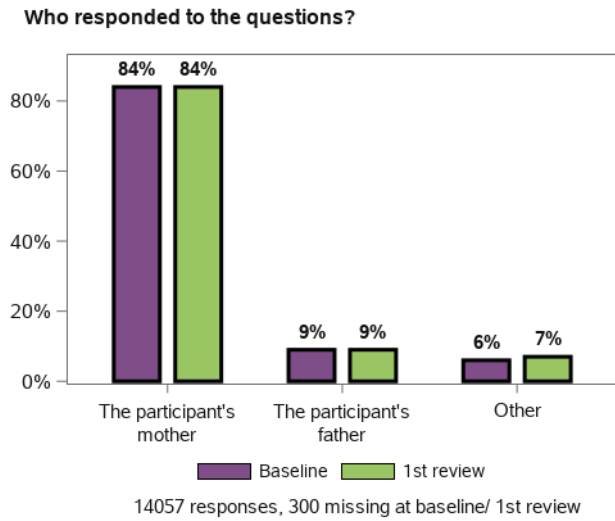
206 responses, 0 missing at baseline/ 1st review

These services assist staff at my child's day care/preschool/community activities to support my child



205 responses, 1 missing at baseline/ 1st review

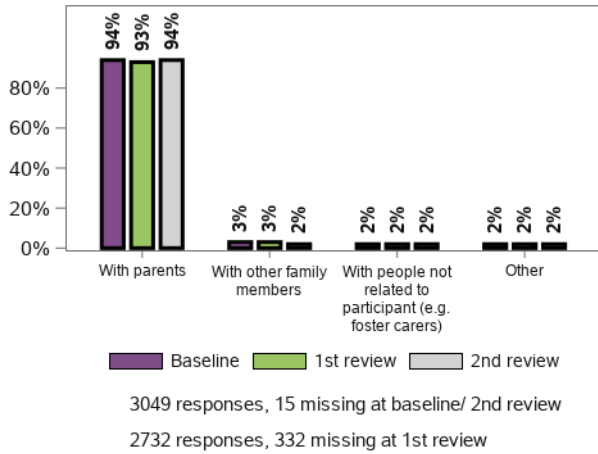
Appendix E.3.7 - Respondent type



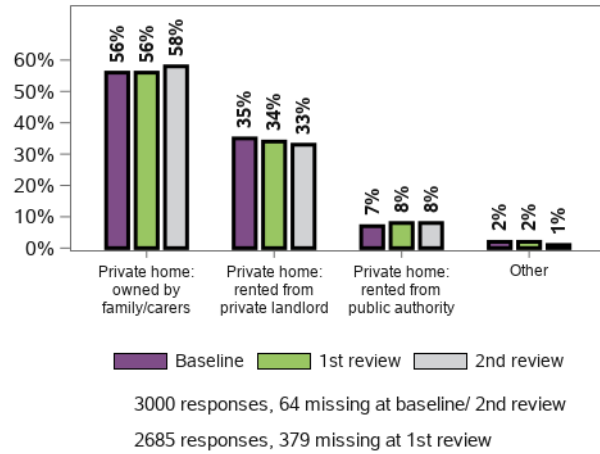
Appendix E.4 - Participants from birth to starting school - Longitudinal indicators from baseline to second review - C2 cohort - aggregate

Appendix E.4.1 - Participant Information

Who does the child currently live with?

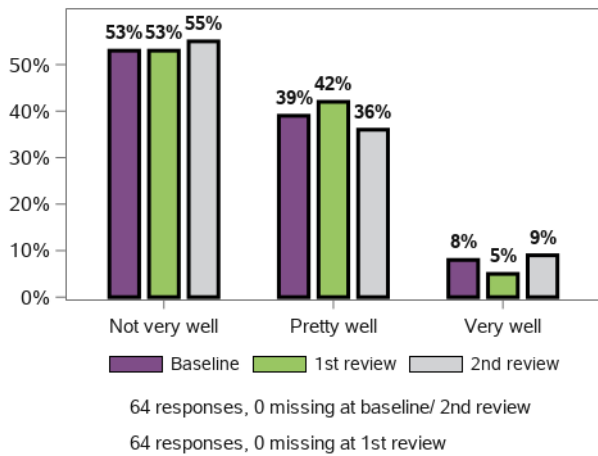


What type of housing does the child currently live in?

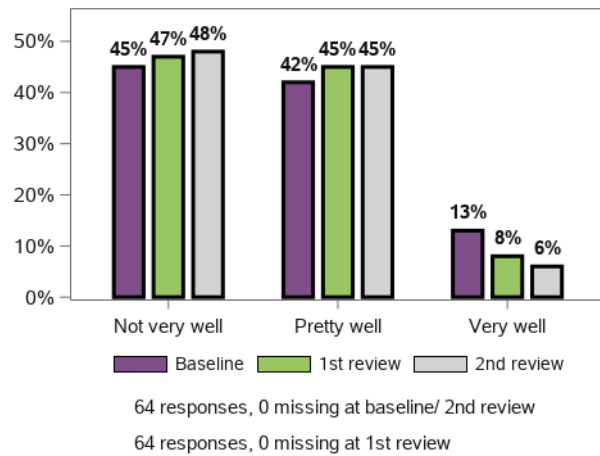


Appendix E.4.2 - Daily living

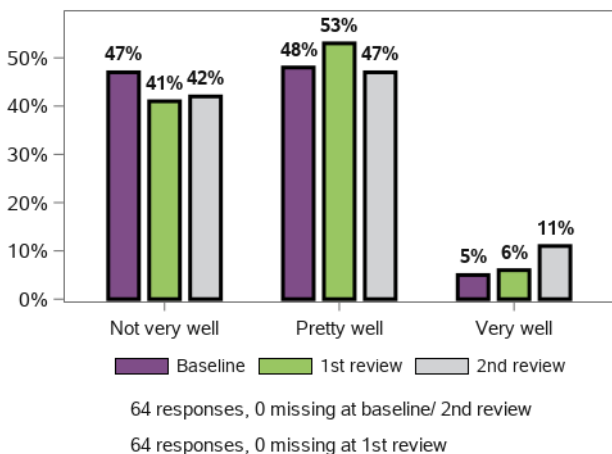
Most of the time my child manages his/her emotions?



Most of the time my child manages the demands of his/her world?

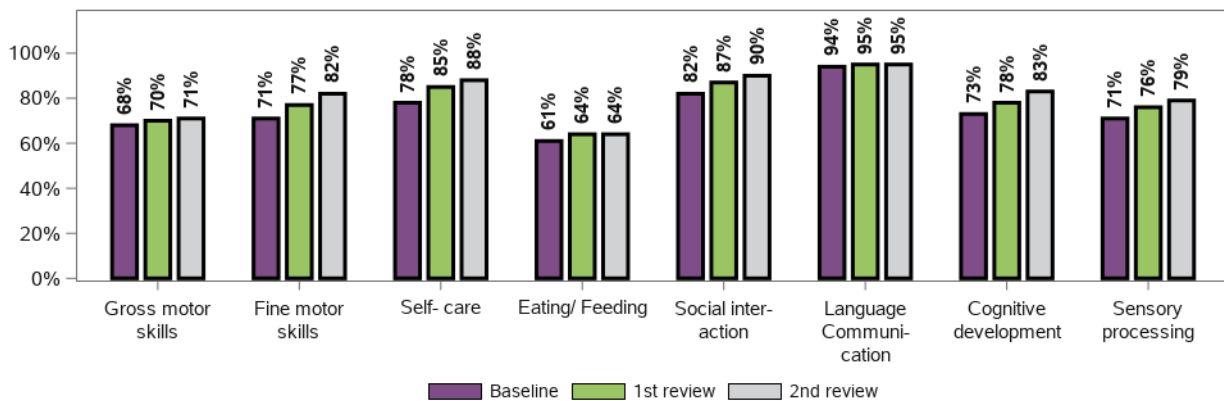


Most of the time my child is able to do everyday task at home/in the park/at childcare



Appendix E.4.2 - Daily living (continued)

Do you have any concerns about your child's development in the following areas?

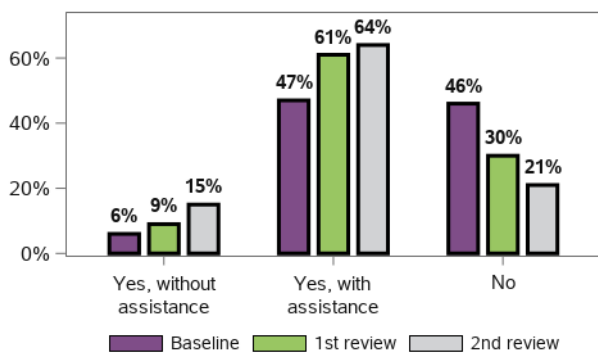


3052 responses, 12 missing at baseline/ 2nd review

2731 responses, 333 missing at 1st review

Appendix E.4.3 - Choice and control

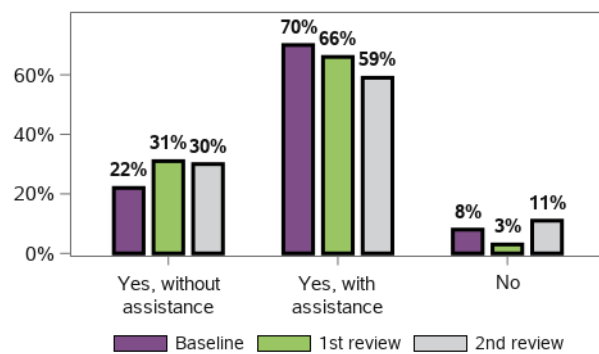
My child is able to tell me what he/she wants



3003 responses, 61 missing at baseline/ 2nd review

2690 responses, 374 missing at 1st review

Once my child decides to do something he/she takes action (or indicates the need for assistance to take action)

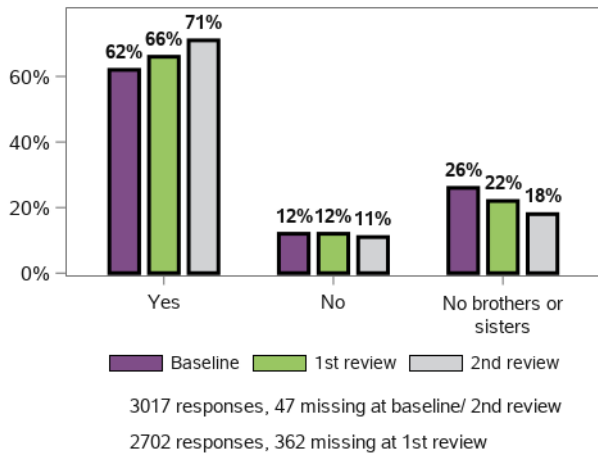


64 responses, 0 missing at baseline/ 2nd review

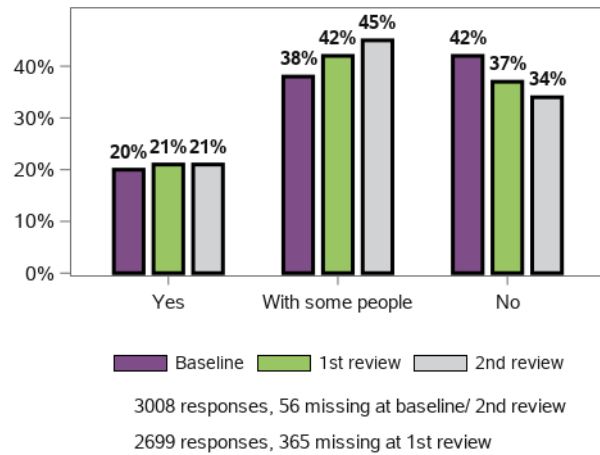
64 responses, 0 missing at 1st review

Appendix E.4.4 - Relationships

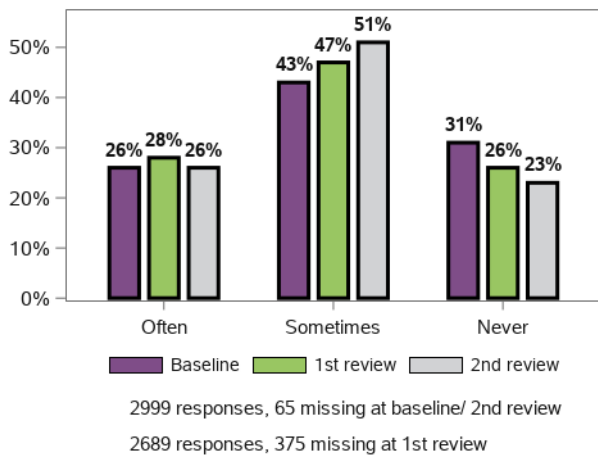
My child gets along with his/her brother(s)/sister(s)



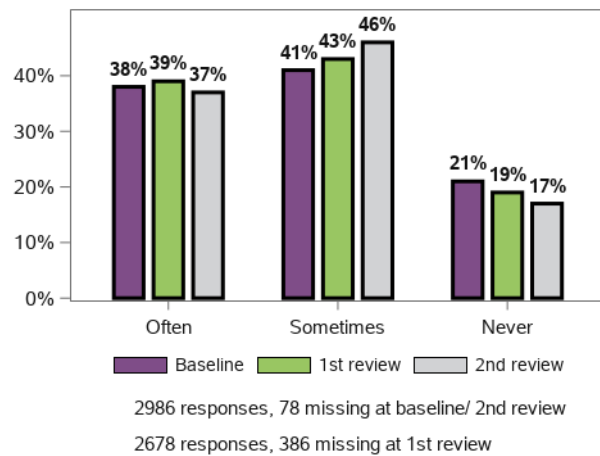
My child can make friends with people outside the family



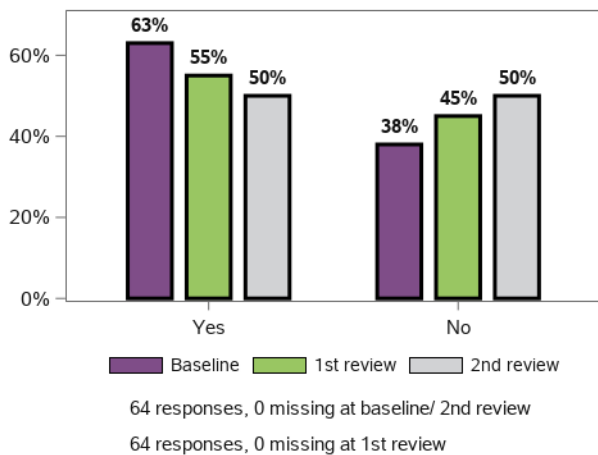
My child joins me when I complete tasks at home



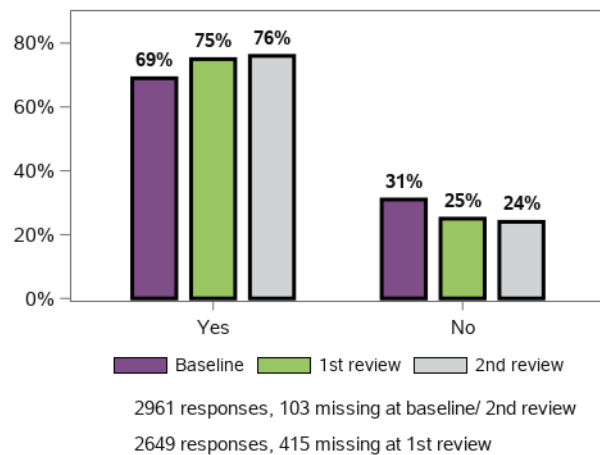
My child joins me when I complete tasks outside the home (e.g. shopping, sport)



There is enough time each week for all members of my family to get their needs met

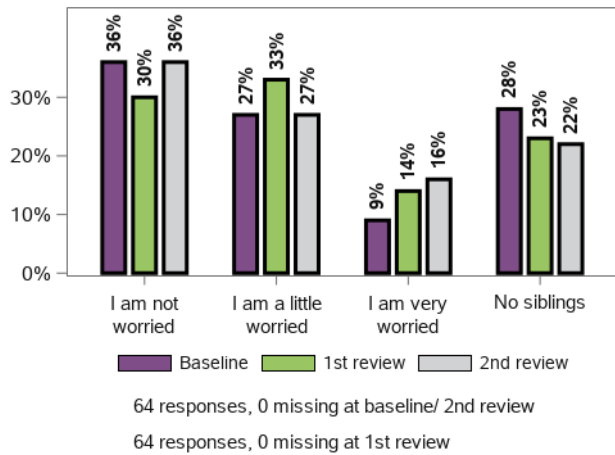


My child fits in with the everyday life of the family



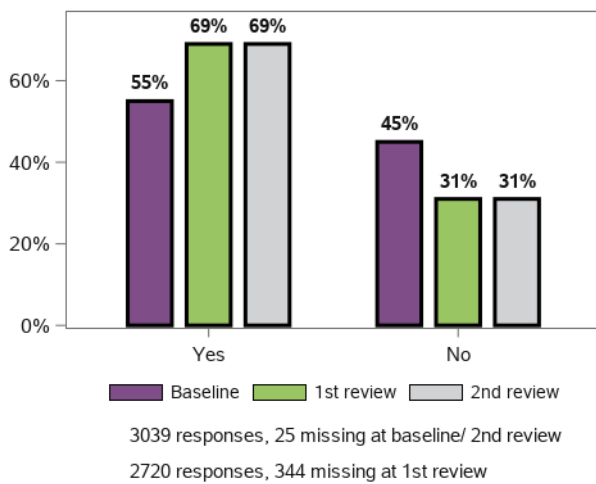
Appendix E.4.4 - Relationships (continued)

I am worried about the effect of having a sibling with disability on my other children now and in the future

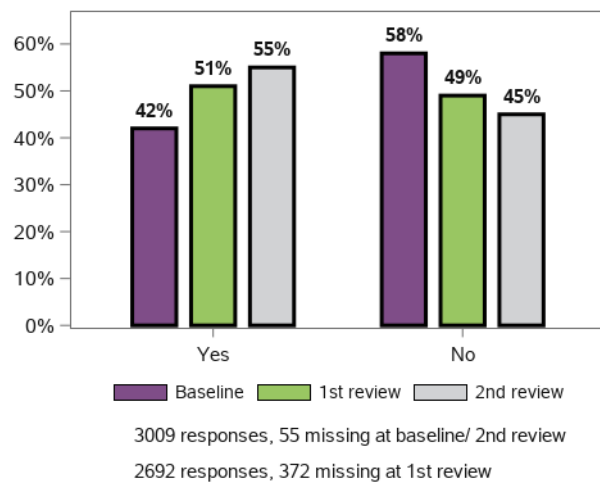


Appendix E.4.5 - Social, community and civic participation

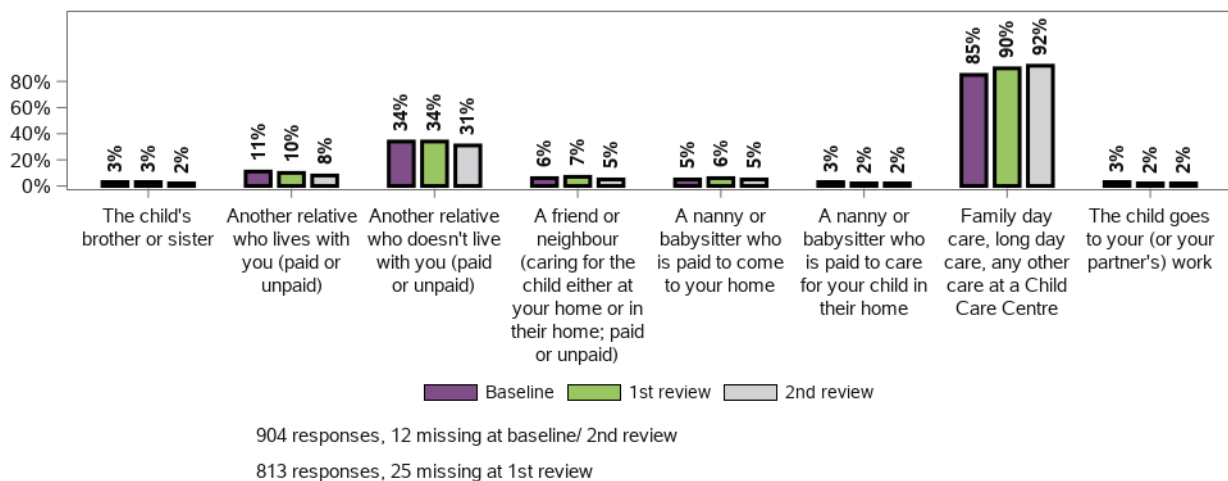
Do you use any form of childcare?



My child has friends that he/she enjoys playing with

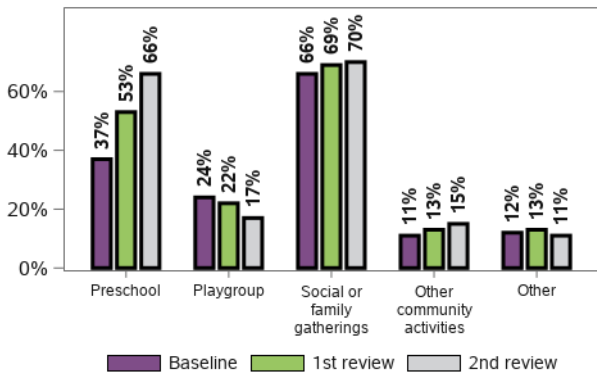


Please specify which of the following types of childcare you use



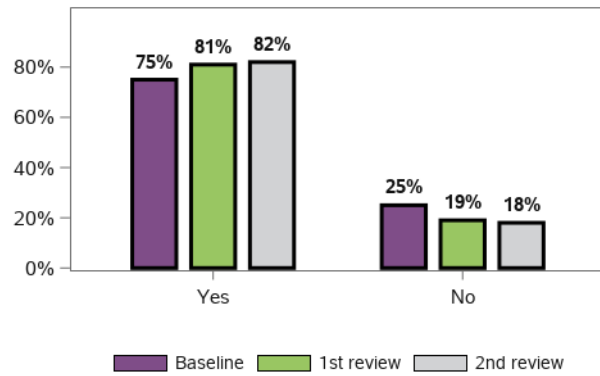
Appendix E.4.5 - Social, community and civic participation (continued)

These friends are at (choose all that apply)



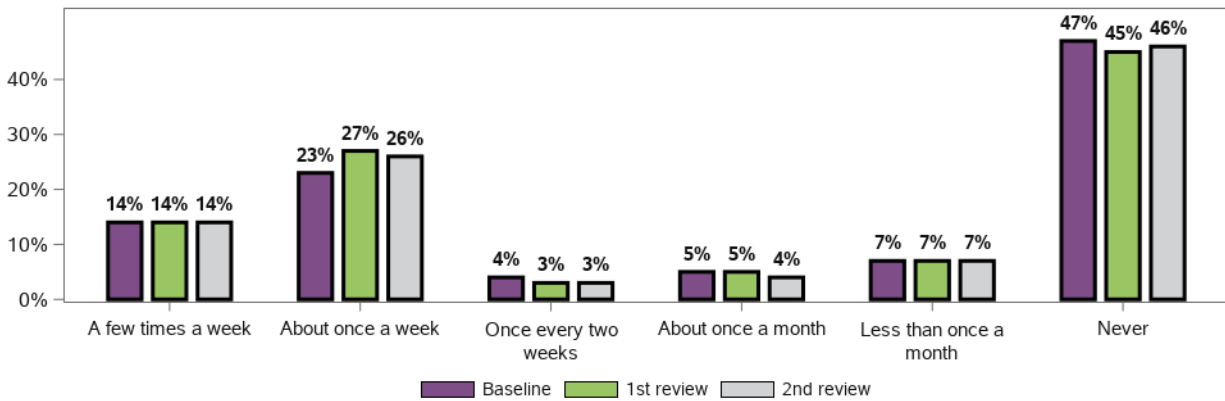
1034 responses, 2030 missing at baseline/ 2nd review
924 responses, 2140 missing at 1st review

I would like my child to be more involved in community activities



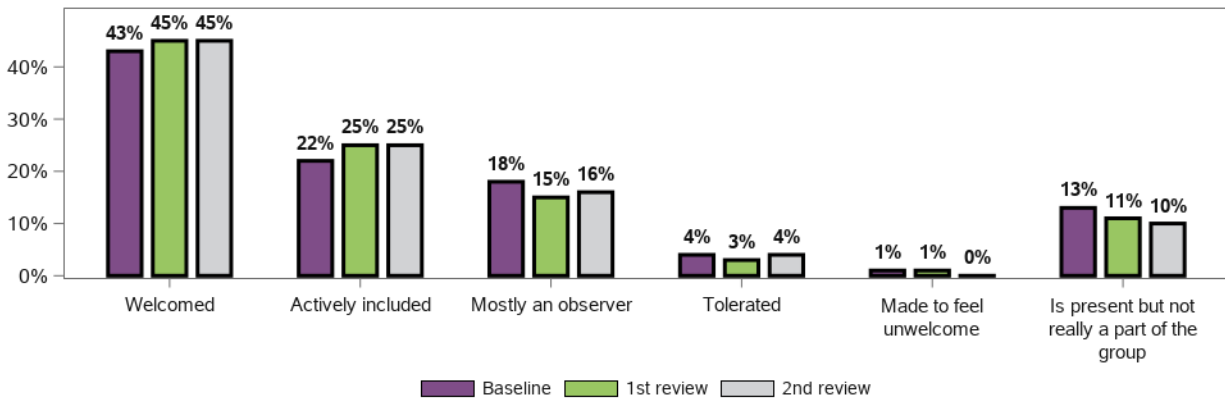
3001 responses, 63 missing at baseline/ 2nd review
2688 responses, 376 missing at 1st review

My child participates in age appropriate community, cultural or religious activities



2932 responses, 132 missing at baseline/ 2nd review
2632 responses, 432 missing at 1st review

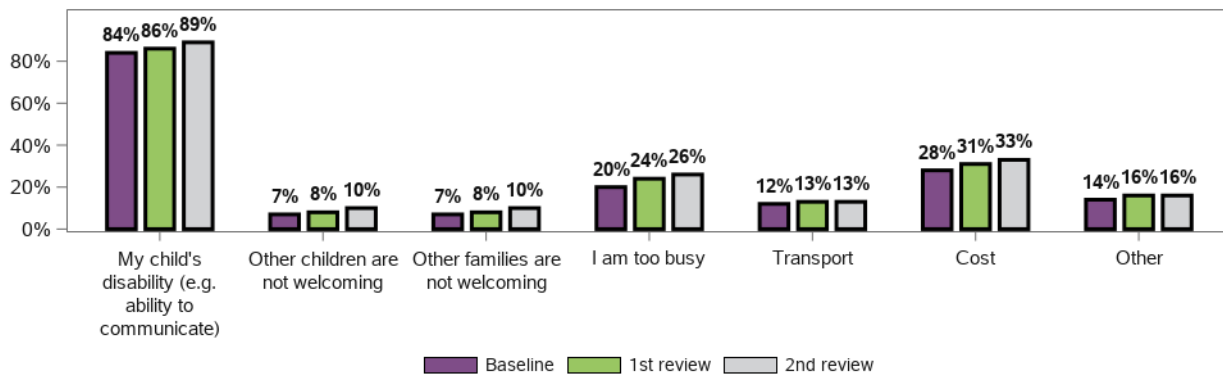
At these activities, I think my child is



1109 responses, 1955 missing at baseline/ 2nd review
981 responses, 2083 missing at 1st review

Appendix E.4.5 - Social, community and civic participation (continued)

The barriers to my child being involved in community activities are (choose all that apply)

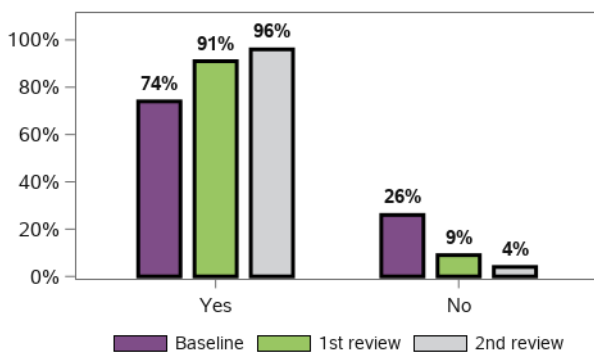


1961 responses, 1103 missing at baseline/ 2nd review

1738 responses, 1326 missing at 1st review

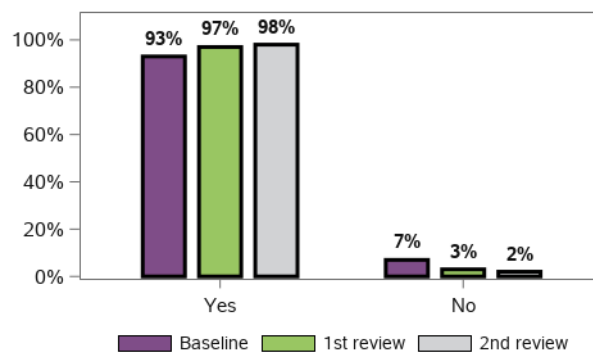
Appendix E.4.6 - Specialist services

My child uses specialist services (e.g. speech pathology, occupational therapy) that assist their learning and development



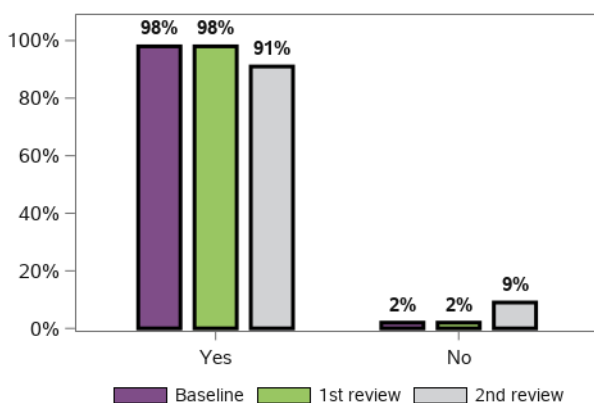
3044 responses, 20 missing at baseline/ 2nd review
2723 responses, 341 missing at 1st review

These services help my child gain the skills she/he needs to participate in everyday life (e.g. go to preschool)



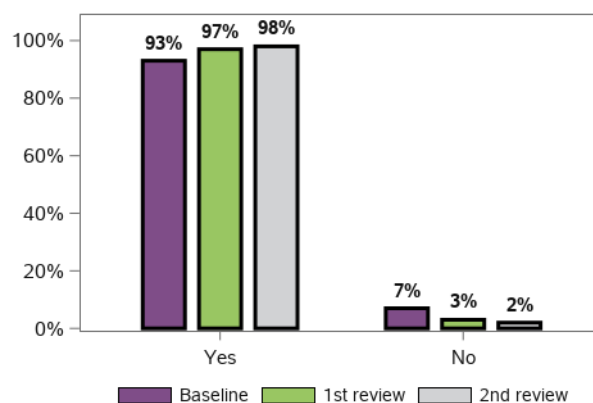
2208 responses, 856 missing at baseline/ 2nd review
1968 responses, 1096 missing at 1st review

These services involve me



44 responses, 0 missing at baseline/ 2nd review
42 responses, 0 missing at 1st review

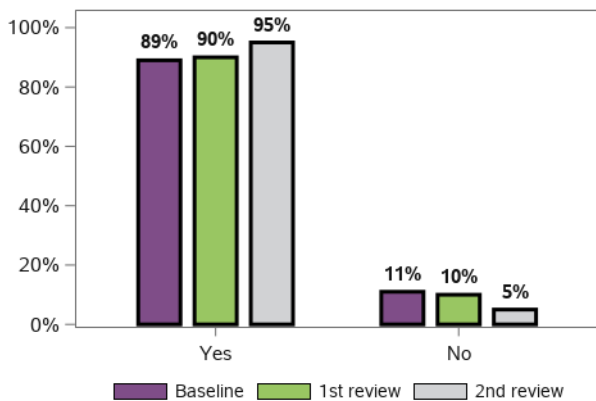
These services support me to assist my child



2203 responses, 861 missing at baseline/ 2nd review
1965 responses, 1099 missing at 1st review

Appendix E.4.6 - Specialist services (continued)

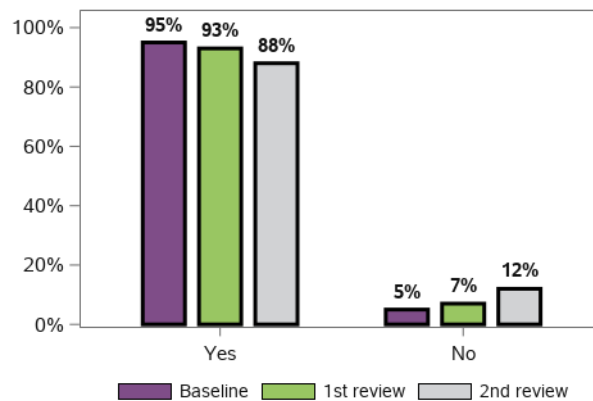
These services help me to plan for the future



44 responses, 0 missing at baseline/ 2nd review

42 responses, 0 missing at 1st review

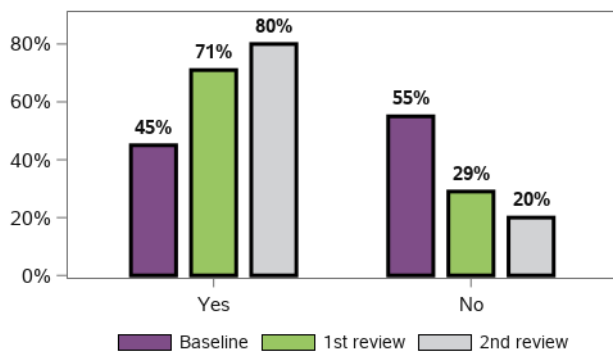
These services respect my cultural heritage



43 responses, 1 missing at baseline/ 2nd review

41 responses, 1 missing at 1st review

These services assist staff at my child's day care/preschool/community activities to support my child

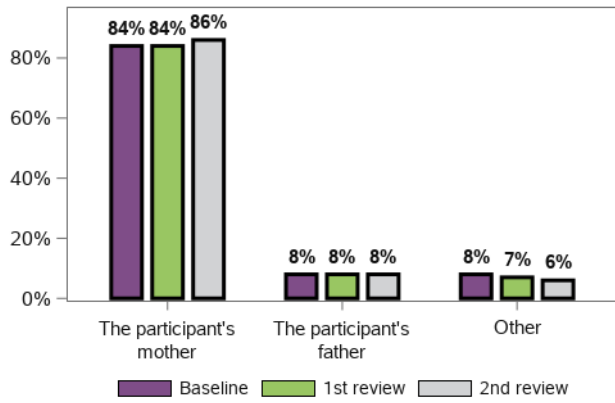


44 responses, 0 missing at baseline/ 2nd review

42 responses, 0 missing at 1st review

Appendix E.4.7 - Respondent type

Who responded to the questions?



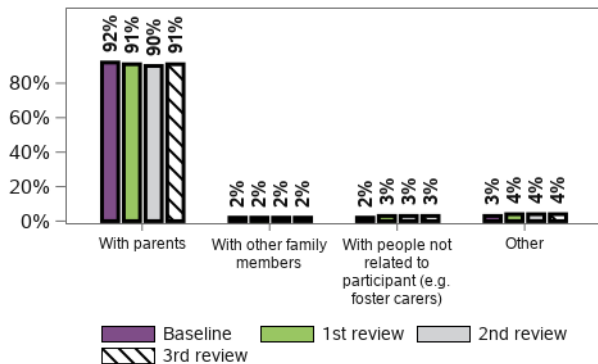
2981 responses, 83 missing at baseline/ 2nd review

2667 responses, 397 missing at 1st review

Appendix E.5 - Participants from birth to starting school - Longitudinal indicators from baseline to third review - C3 cohort - aggregate

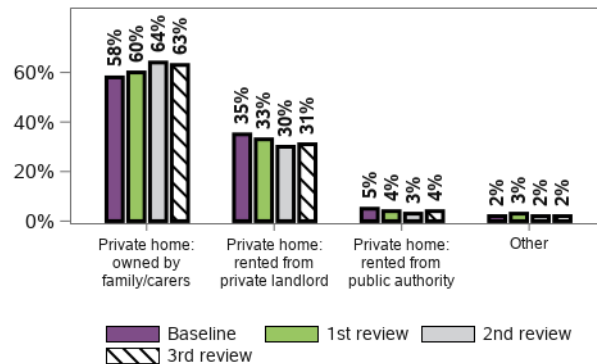
Appendix E.5.1 - Participant Information

Who does the child currently live with?



387 responses, 5 missing at baseline/ 3rd review
 336 responses, 56 missing at 1st review
 289 responses, 103 missing at 2nd review

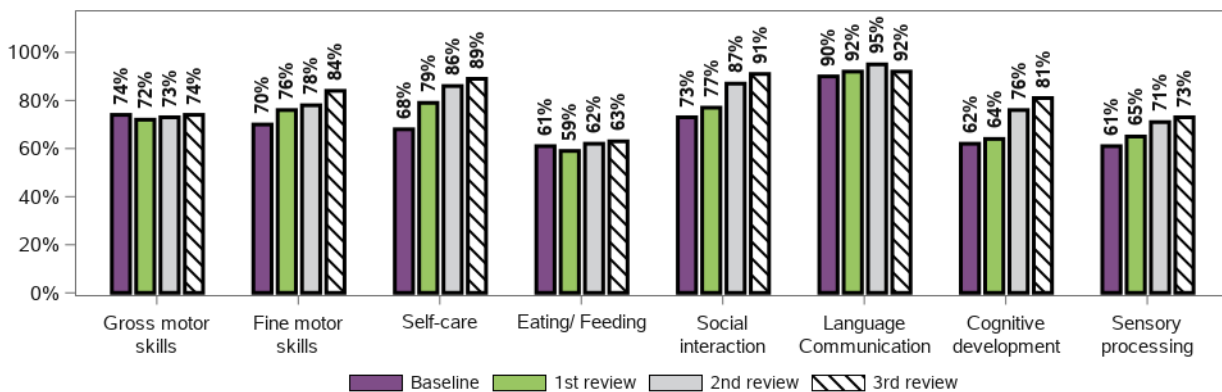
What type of housing does the child currently live in?



380 responses, 12 missing at baseline/ 3rd review
 330 responses, 62 missing at 1st review
 286 responses, 106 missing at 2nd review

Appendix E.5.2 - Daily living

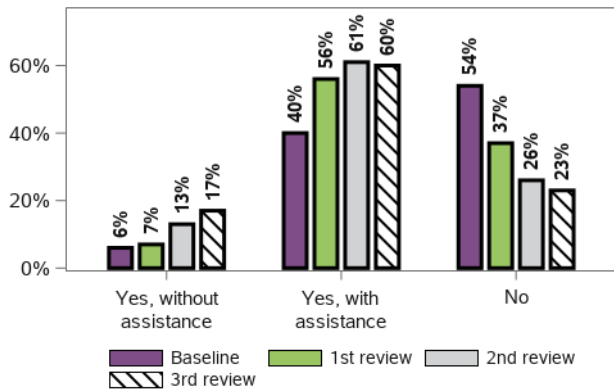
Do you have any concerns about your child's development in the following areas?



392 responses, 0 missing at baseline/ 3rd review
 340 responses, 52 missing at 1st review
 293 responses, 99 missing at 2nd review

Appendix E.5.3 - Choice and control

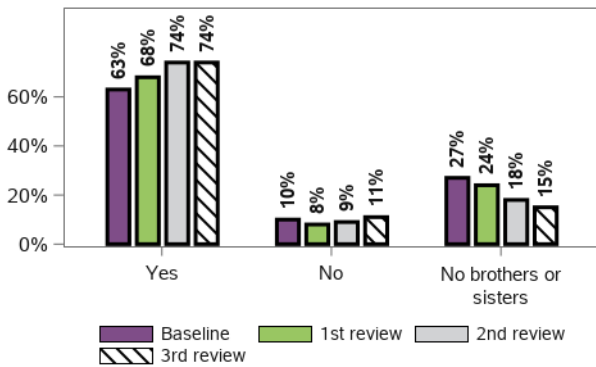
My child is able to tell me what he/she wants



389 responses, 3 missing at baseline/ 3rd review
 337 responses, 55 missing at 1st review
 291 responses, 101 missing at 2nd review

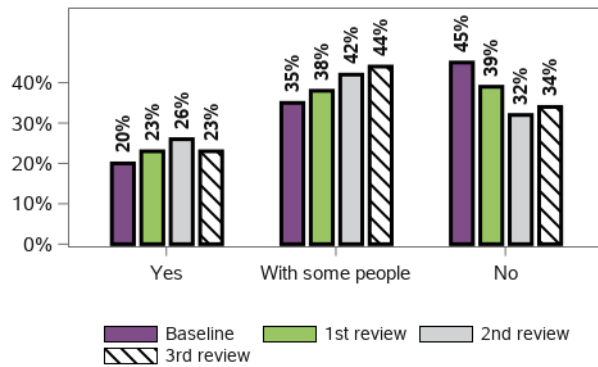
Appendix E.5.4 - Relationships

My child gets along with his/her brother(s)/sister(s)



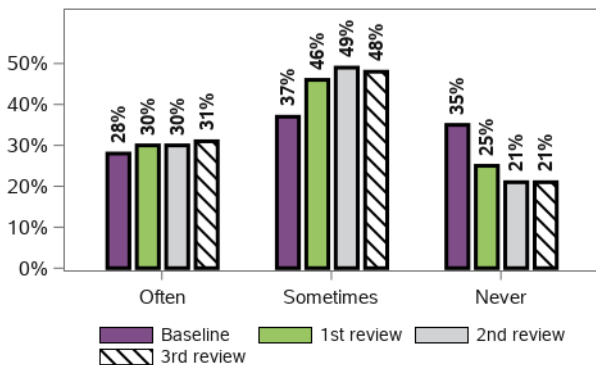
390 responses, 2 missing at baseline/ 3rd review
 338 responses, 54 missing at 1st review
 291 responses, 101 missing at 2nd review

My child can make friends with people outside the family



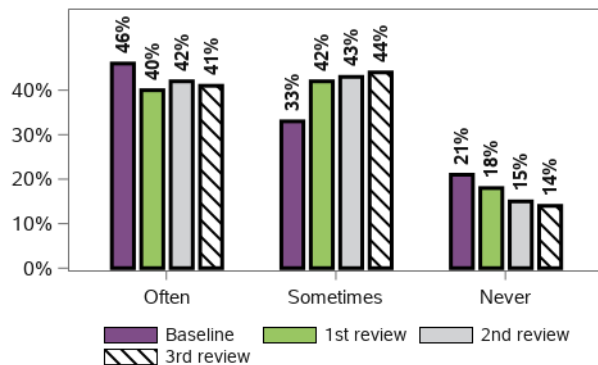
387 responses, 5 missing at baseline/ 3rd review
 335 responses, 57 missing at 1st review
 289 responses, 103 missing at 2nd review

My child joins me when I complete tasks at home



386 responses, 6 missing at baseline/ 3rd review
 334 responses, 58 missing at 1st review
 287 responses, 105 missing at 2nd review

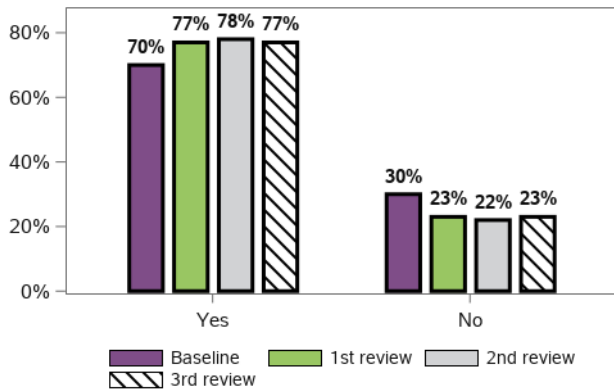
My child joins me when I complete tasks outside the home (e.g. shopping, sport)



384 responses, 8 missing at baseline/ 3rd review
 332 responses, 60 missing at 1st review
 287 responses, 105 missing at 2nd review

Appendix E.5.4 - Relationships (continued)

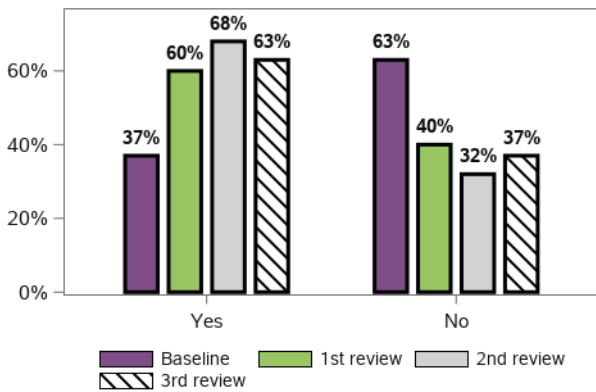
My child fits in with the everyday life of the family



391 responses, 1 missing at baseline/ 3rd review
 339 responses, 53 missing at 1st review
 292 responses, 100 missing at 2nd review

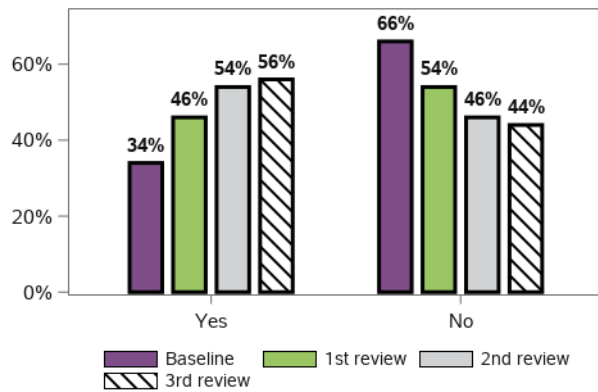
Appendix E.5.5 - Social, community and civic participation

Do you use any form of childcare?



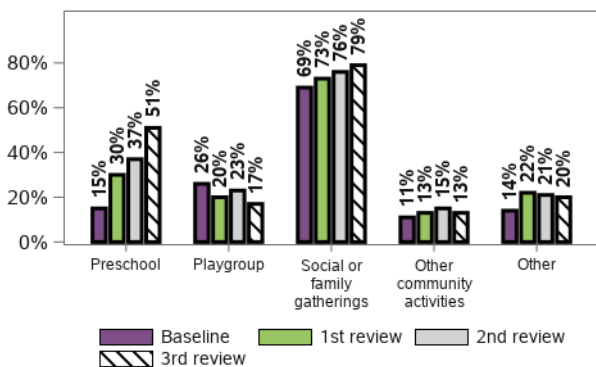
392 responses, 0 missing at baseline/ 3rd review
 340 responses, 52 missing at 1st review
 293 responses, 99 missing at 2nd review

My child has friends that he/she enjoys playing with



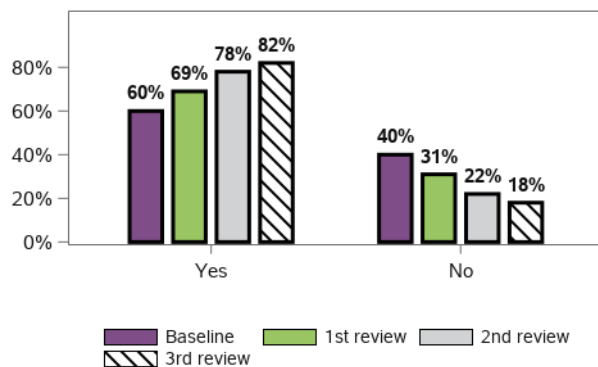
392 responses, 0 missing at baseline/ 3rd review
 340 responses, 52 missing at 1st review
 293 responses, 99 missing at 2nd review

These friends are at (choose all that apply)



98 responses, 294 missing at baseline/ 3rd review
 83 responses, 309 missing at 1st review
 75 responses, 317 missing at 2nd review

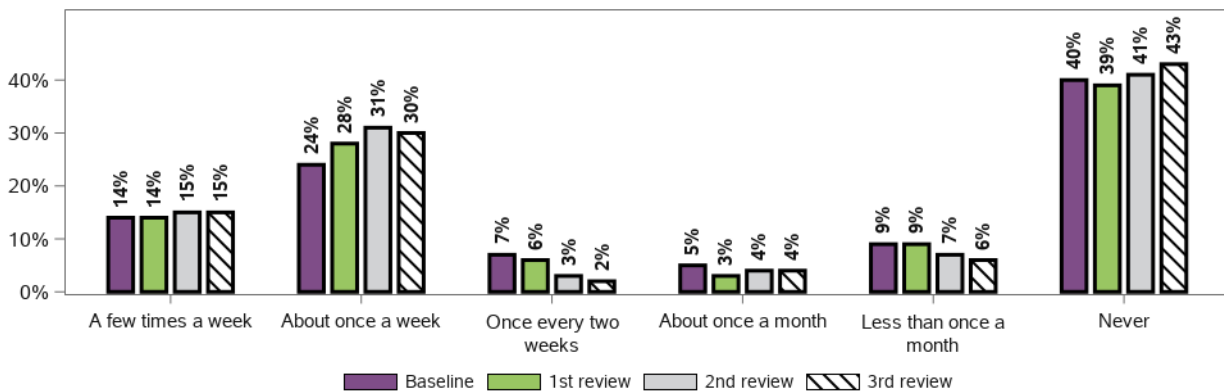
I would like my child to be more involved in community activities



392 responses, 0 missing at baseline/ 3rd review
 340 responses, 52 missing at 1st review
 293 responses, 99 missing at 2nd review

Appendix E.5.5 - Social, community and civic participation (continued)

My child participates in age appropriate community, cultural or religious activities

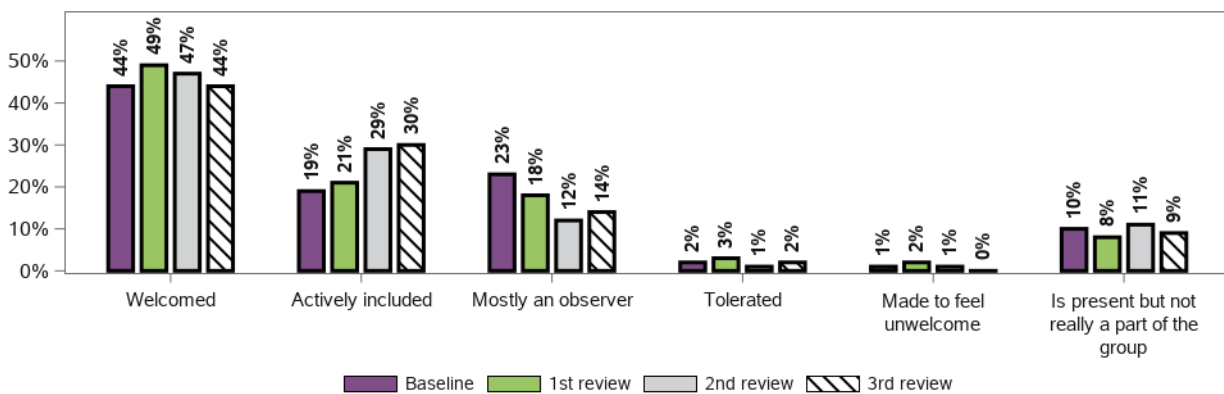


371 responses, 21 missing at baseline/ 3rd review

319 responses, 73 missing at 1st review

279 responses, 113 missing at 2nd review

At these activities, I think my child is

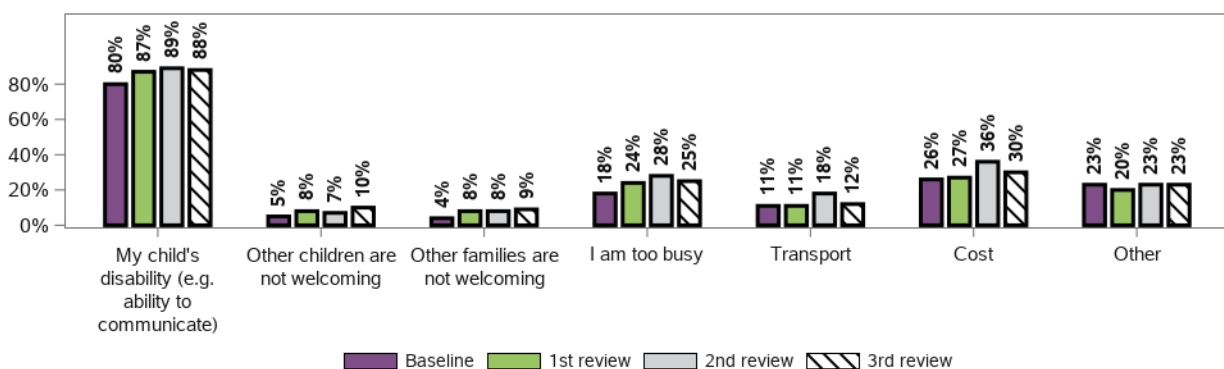


135 responses, 257 missing at baseline/ 3rd review

117 responses, 275 missing at 1st review

94 responses, 298 missing at 2nd review

The barriers to my child being involved in community activities are (choose all that apply)



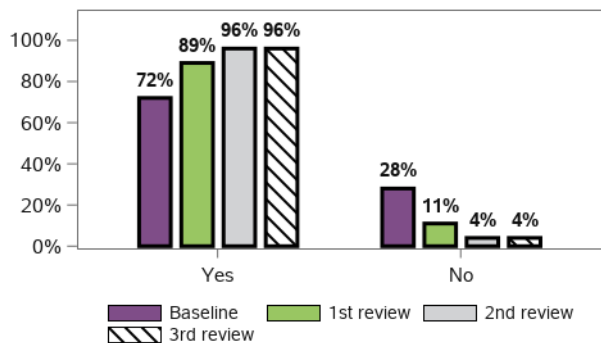
193 responses, 199 missing at baseline/ 3rd review

157 responses, 235 missing at 1st review

137 responses, 255 missing at 2nd review

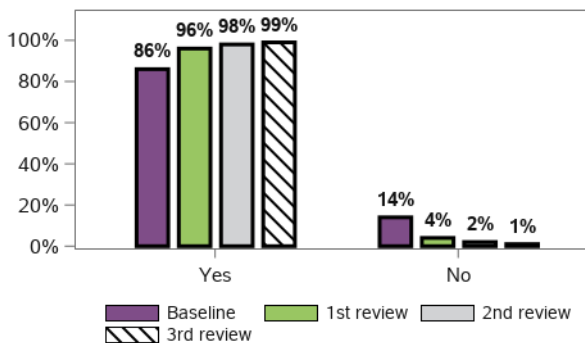
Appendix E.5.6 - Specialist services

My child uses specialist services (e.g. speech pathology, occupational therapy) that assist their learning and development



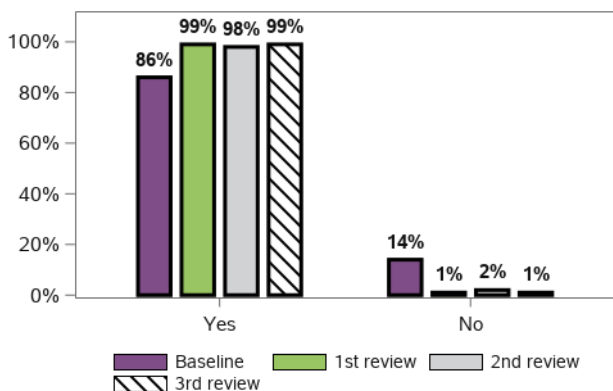
392 responses, 0 missing at baseline/ 3rd review
 340 responses, 52 missing at 1st review
 293 responses, 99 missing at 2nd review

These services help my child gain the skills she/he needs to participate in everyday life (e.g. go to preschool)



272 responses, 120 missing at baseline/ 3rd review
 232 responses, 160 missing at 1st review
 210 responses, 182 missing at 2nd review

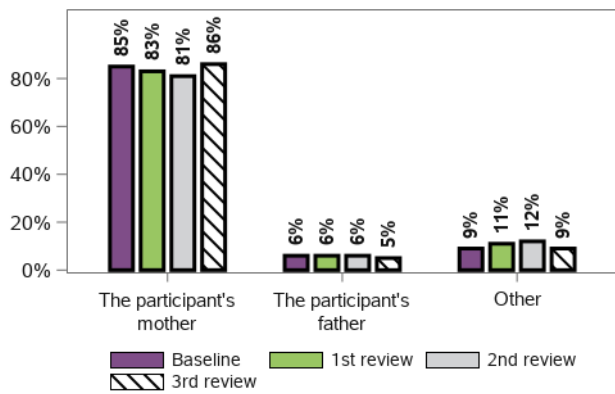
These services support me to assist my child



272 responses, 120 missing at baseline/ 3rd review
 232 responses, 160 missing at 1st review
 210 responses, 182 missing at 2nd review

Appendix E.5.7 - Respondent type

Who responded to the questions?



382 responses, 10 missing at baseline/ 3rd review
 330 responses, 62 missing at 1st review
 285 responses, 107 missing at 2nd review

Appendix E.6 - Participants from birth to starting school - Change in longitudinal indicators from baseline to first review - C1 cohort - by participant characteristics

Appendix E.6.1 - Participant Information

Change in longitudinal indicators from baseline to first review for SF - by participant characteristics

	Total respondents	% of children who live with parents	% of children who live in a private home owned or rented from private landlord
Overall	Overall - 14357	0%	0%
Age Group			
2 or younger	4311	0%	0%
3	5244	0%	0%
4	4243	0%	0%
5 or older	559	0%	-1%
Gender			
Female	4259	0%	0%
Male	9940	0%	0%
Disability Type			
Autism	3953	0%	0%
Cerebral Palsy	558	1%	0%
Developmental delay	5065	0%	0%
Down Syndrome	379	-1%	1%
Global developmental delay	1551	0%	1%
Hearing Impairment	1270	0%	0%
Intellectual Disability	582	0%	1%
Other	64	-3%	2%
Other Neurological	203	0%	1%
Other Sensory/Speech	389	1%	0%
Spinal Cord Injury / Other Physical	218	0%	1%
Visual Impairment	125	2%	1%
Level of function			
High	9318	0%	0%
Medium	3314	0%	0%
Low	1725	0%	0%
Indigenous Status			
Indigenous	945	-1%	1%
Non-Indigenous	10808	0%	0%

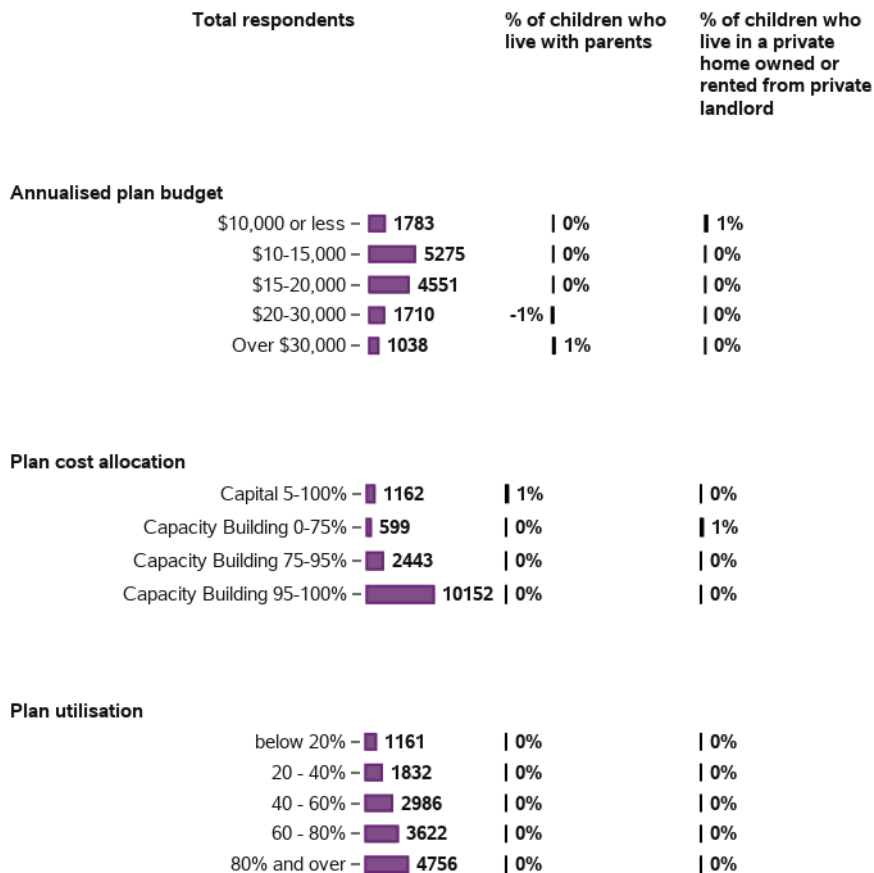
Appendix E.6.1 - Participant Information

Change in longitudinal indicators from baseline to first review for SF - by participant characteristics (continued)

	Total respondents	% of children who live with parents	% of children who live in a private home owned or rented from private landlord
CALD Status			
	CALD - 1309	1%	0%
	Non-CALD - 12941	0%	0%
State/ Territory			
	NSW - 5786	0%	0%
	VIC - 4381	0%	0%
	QLD - 2189	0%	0%
	WA - 389	1%	1%
	SA - 1016	-1%	1%
	TAS - 147	1%	-1%
	ACT - 325	2%	0%
	NT - 124	1%	4%
Remoteness			
	Major Cities - 9665	0%	0%
	Regional (population greater than 50000) - 1723	0%	0%
	Regional (population between 15000 and 50000) - 1230	1%	0%
	Regional (population between 5000 and 15000) - 621	-1%	2%
	Regional (population less than 5000) - 976	0%	-1%
	Remote/Very Remote - 140	0%	1%
Scheme Access Criteria			
	Disability Met - 6082	0%	0%
	Benefit from EI - 8245	0%	0%
Scheme Entry Type			
	New - 9335	0%	0%
	State - 3991	0%	0%
	Commonwealth - 1031	1%	0%
Plan management type			
	Agency Managed - 6934	0%	0%
	Plan Managed - 1346	0%	0%
	Self Managed Fully - 3730	0%	0%
	Self Managed Partly - 2346	0%	0%

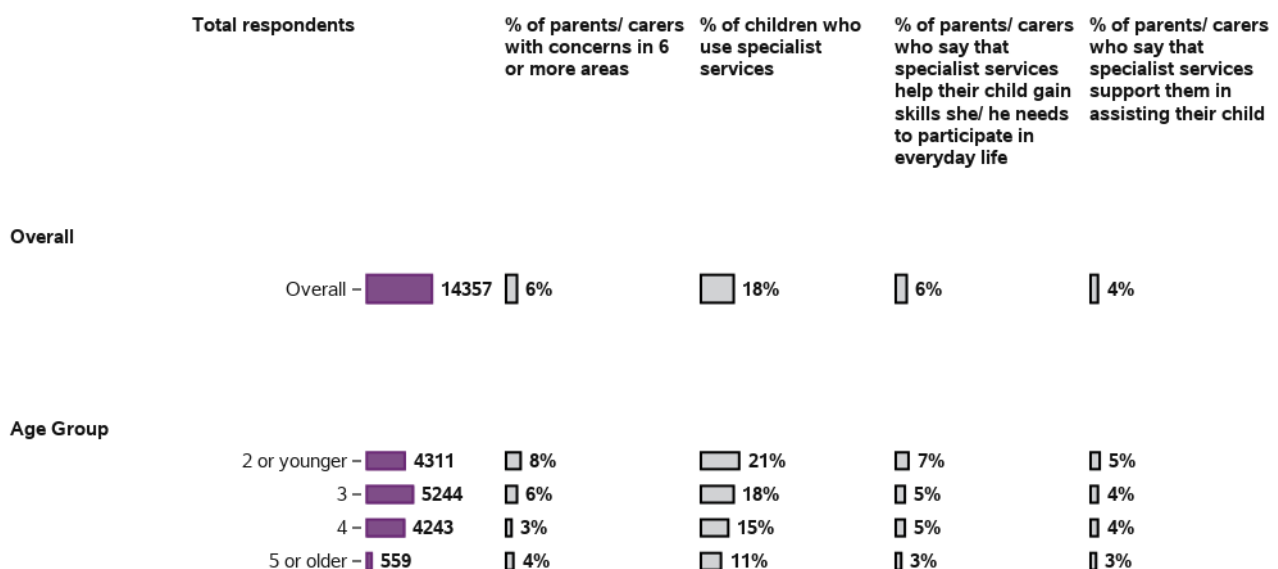
Appendix E.6.1 - Participant Information

Change in longitudinal indicators from baseline to first review for SF - by participant characteristics (continued)



Appendix E.6.2 - Daily living

Change in longitudinal indicators from baseline to first review for SF - by participant characteristics



Appendix E.6.2 - Daily living

Change in longitudinal indicators from baseline to first review for SF - by participant characteristics (continued)

	Total respondents	% of parents/ carers with concerns in 6 or more areas	% of children who use specialist services	% of parents/ carers who say that specialist services help their child gain skills she/ he needs to participate in everyday life	% of parents/ carers who say that specialist services support them in assisting their child
Gender					
Female	4259	7%	18%	5%	4%
Male	9940	5%	18%	6%	5%
Disability Type					
Autism	3953	3%	14%	5%	4%
Cerebral Palsy	558	3%	4%	4%	3%
Developmental delay	5065	7%	23%	6%	5%
Down Syndrome	379	12%	10%	4%	2%
Global developmental delay	1551	5%	17%	7%	5%
Hearing Impairment	1270	7%	24%	5%	4%
Intellectual Disability	582	8%	14%	5%	5%
Other	64	0%	9%	6%	8%
Other Neurological	203	6%	12%	5%	1%
Other Sensory/Speech	389	8%	17%	6%	6%
Spinal Cord Injury / Other Physical	218	9%	12%	7%	5%
Visual Impairment	125	8%	11%	3%	3%
Level of function					
High	9318	7%	19%	5%	4%
Medium	3314	4%	15%	6%	5%
Low	1725	2%	15%	7%	5%
Indigenous Status					
Indigenous	945	6%	21%	6%	6%
Non-Indigenous	10808	6%	18%	6%	4%
CALD Status					
CALD	1309	6%	21%	7%	5%
Non-CALD	12941	6%	17%	5%	4%
State/ Territory					
NSW	5786	4%	15%	5%	4%
VIC	4381	7%	17%	5%	5%
QLD	2189	5%	23%	5%	4%
WA	389	8%	15%	9%	8%
SA	1016	10%	16%	9%	7%
TAS	147	3%	12%	6%	6%
ACT	325	1%	34%	5%	2%
NT	124	6%	21%	5%	11%

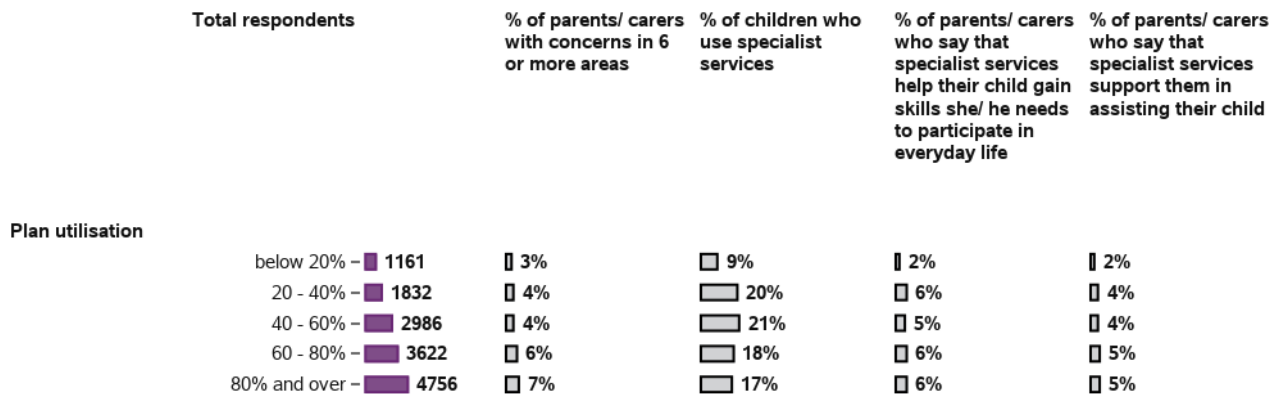
Appendix E.6.2 - Daily living

Change in longitudinal indicators from baseline to first review for SF - by participant characteristics (continued)

Total respondents	% of parents/ carers with concerns in 6 or more areas	% of children who use specialist services	% of parents/ carers who say that specialist services help their child gain skills she/ he needs to participate in everyday life	% of parents/ carers who say that specialist services support them in assisting their child
Remoteness				
Major Cities - 9665	6%	16%	6%	5%
Regional (population greater than 50000) - 1723	5%	27%	5%	4%
Regional (population between 15000 and 50000) - 1230	6%	17%	6%	5%
Regional (population between 5000 and 15000) - 621	9%	21%	4%	4%
Regional (population less than 5000) - 976	5%	17%	3%	2%
Remote/Very Remote - 140	5%	17%	6%	11%
Scheme Access Criteria				
Disability Met - 6082	5%	12%	4%	4%
Benefit from EI - 8245	6%	22%	7%	5%
Scheme Entry Type				
New - 9335	6%	23%	7%	5%
State - 3991	5%	8%	3%	3%
Commonwealth - 1031	2%	4%	5%	4%
Plan management type				
Agency Managed - 6934	6%	21%	5%	4%
Plan Managed - 1346	7%	20%	6%	6%
Self Managed Fully - 3730	5%	12%	5%	4%
Self Managed Partly - 2346	4%	15%	6%	5%
Annualised plan budget				
\$10,000 or less - 1783	9%	22%	5%	4%
\$10-15,000 - 5275	7%	19%	5%	4%
\$15-20,000 - 4551	4%	18%	6%	5%
\$20-30,000 - 1710	4%	14%	5%	4%
Over \$30,000 - 1038	1%	9%	6%	5%
Plan cost allocation				
Capital 5-100% - 1162	3%	7%	5%	4%
Capacity Building 0-75% - 599	6%	16%	5%	5%
Capacity Building 75-95% - 2443	4%	18%	5%	5%
Capacity Building 95-100% - 10152	6%	19%	6%	4%

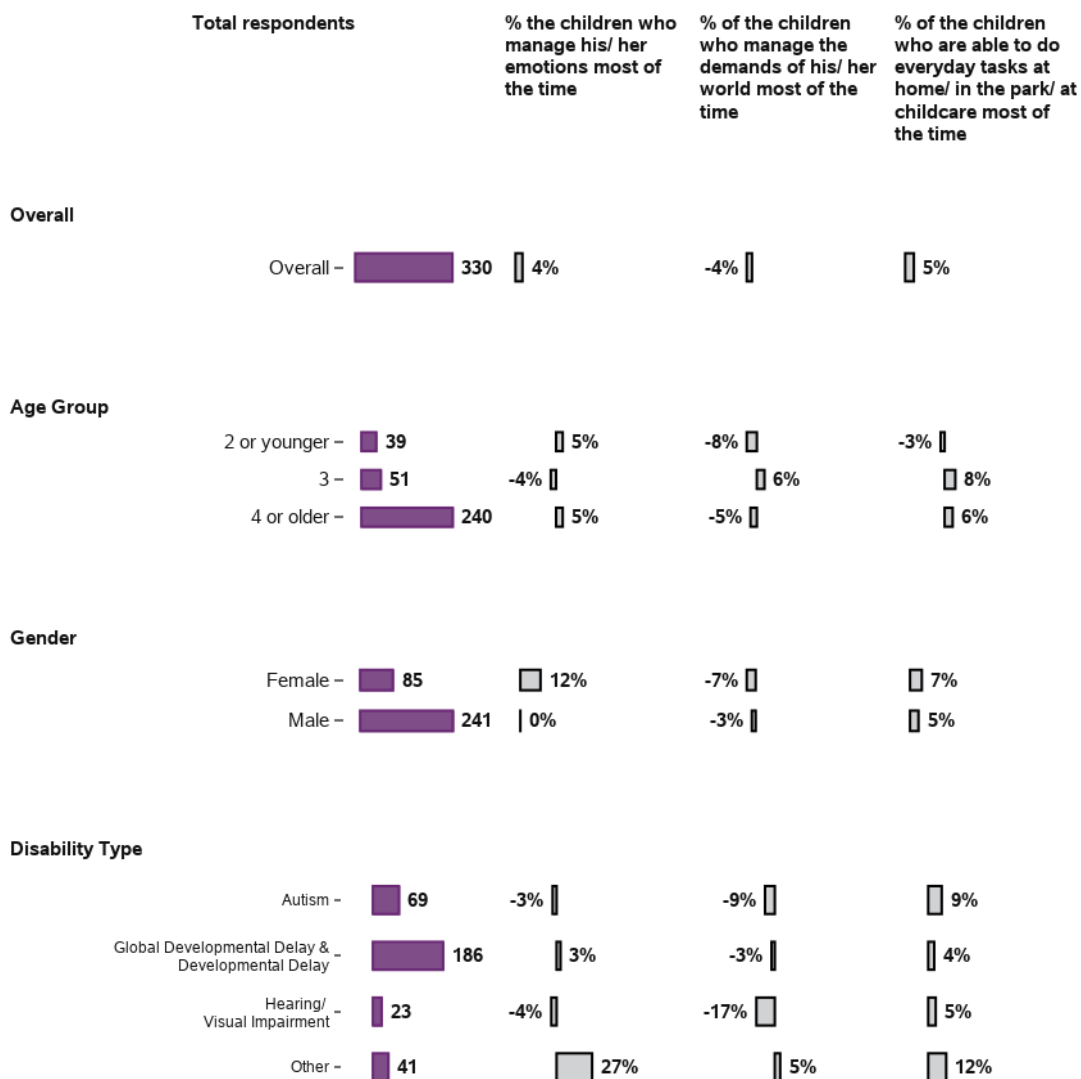
Appendix E.6.2 - Daily living

Change in longitudinal indicators from baseline to first review for SF - by participant characteristics (continued)



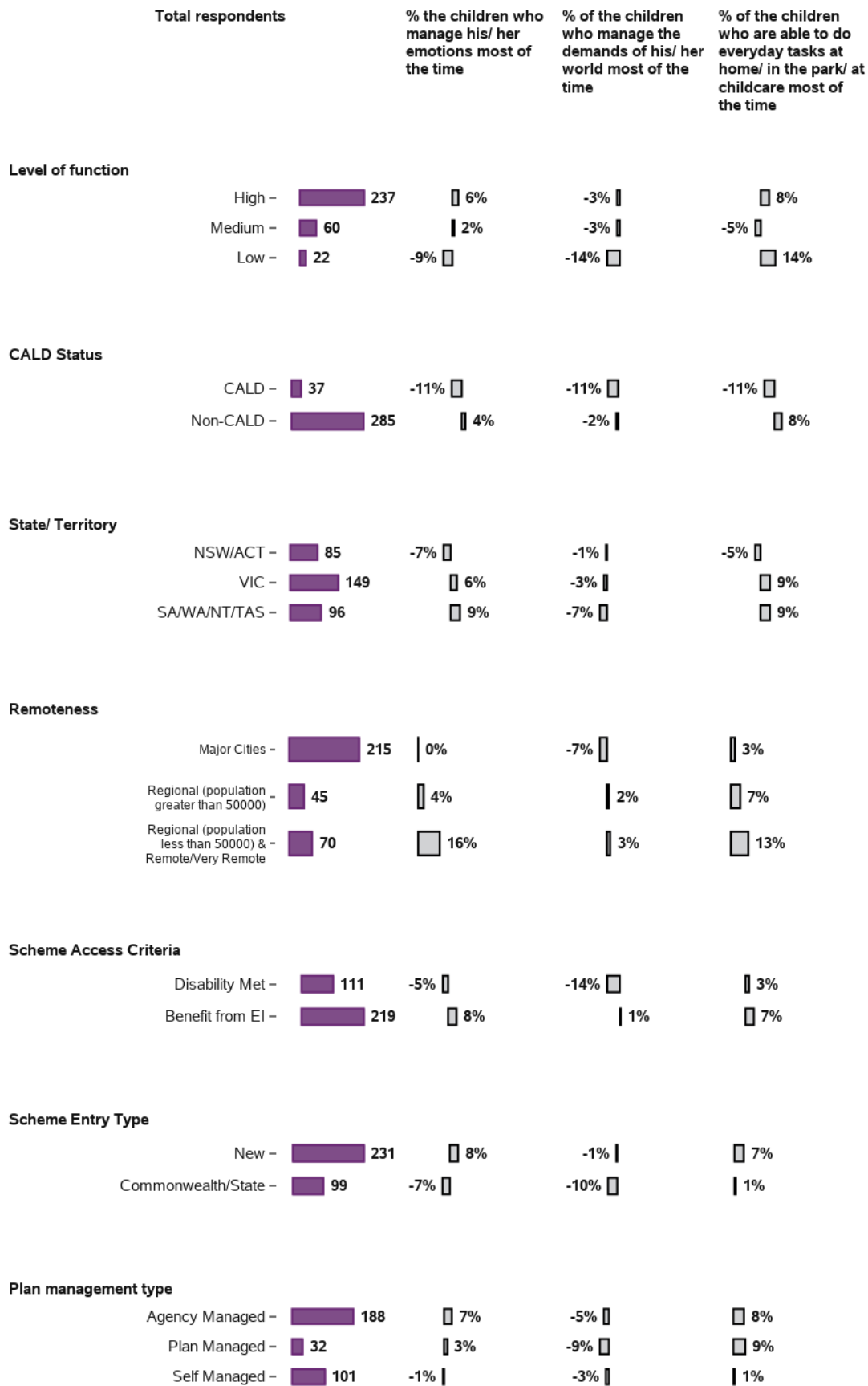
Appendix E.6.2 - Daily living

Change in longitudinal indicators from baseline to first review for LF - by participant characteristics



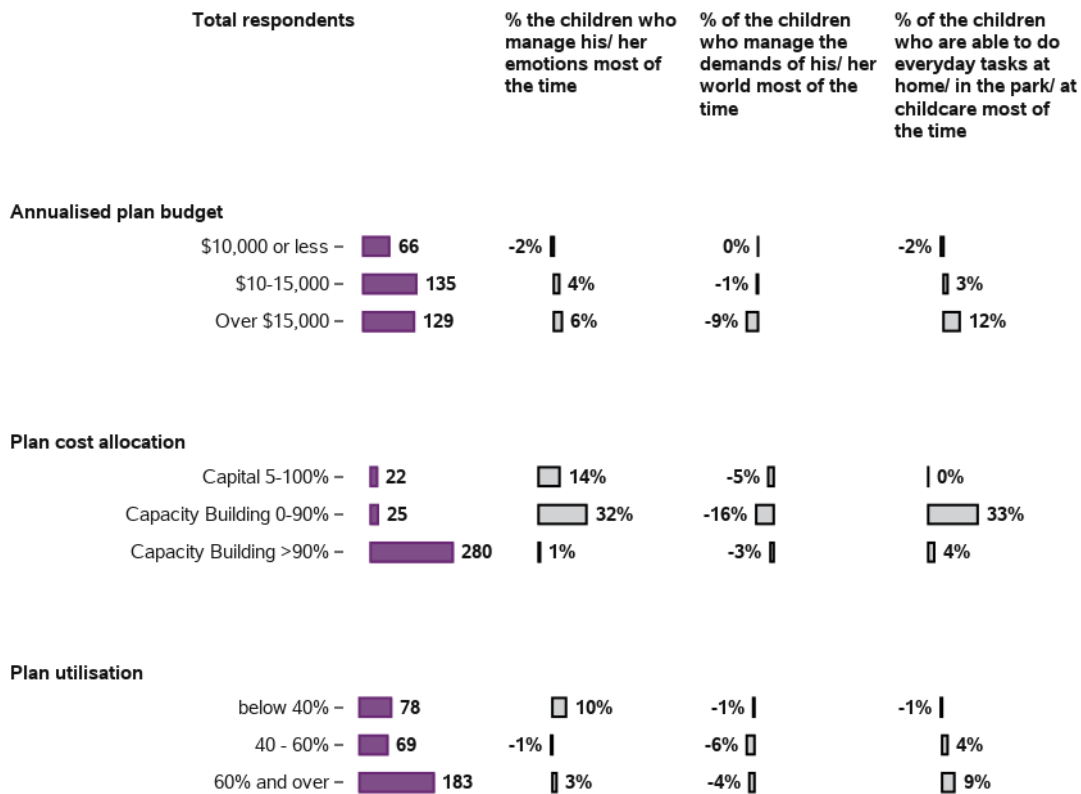
Appendix E.6.2 - Daily living

Change in longitudinal indicators from baseline to first review for LF - by participant characteristics (continued)



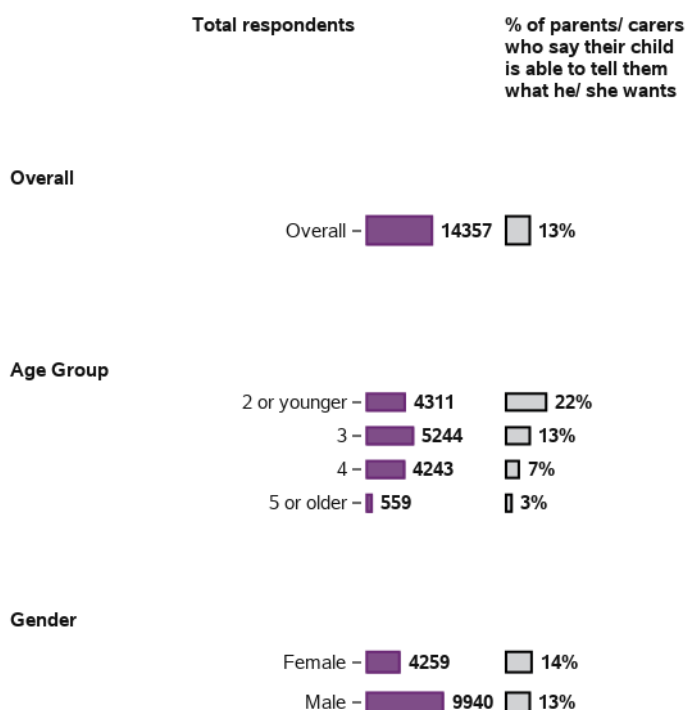
Appendix E.6.2 - Daily living

Change in longitudinal indicators from baseline to first review for LF - by participant characteristics (continued)



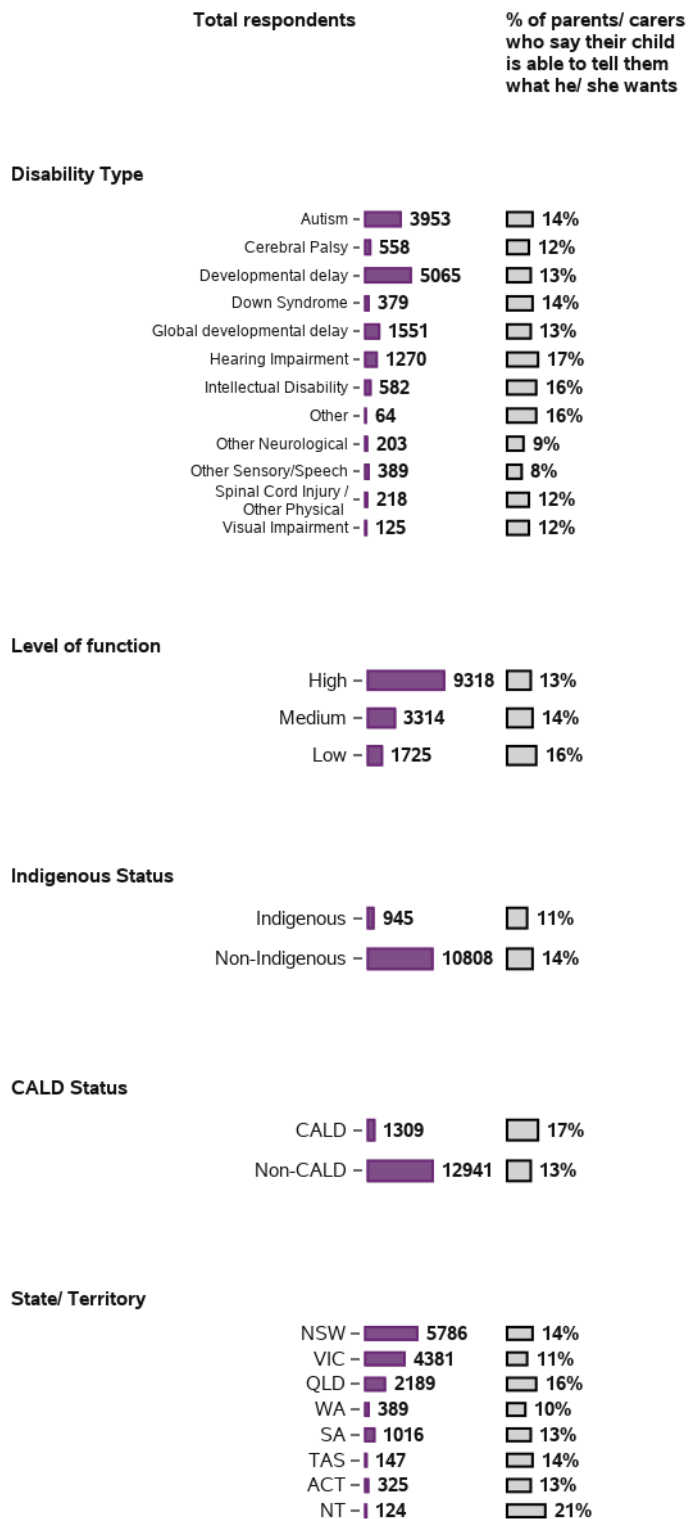
Appendix E.6.3 - Choice and control

Change in longitudinal indicators from baseline to first review for SF - by participant characteristics



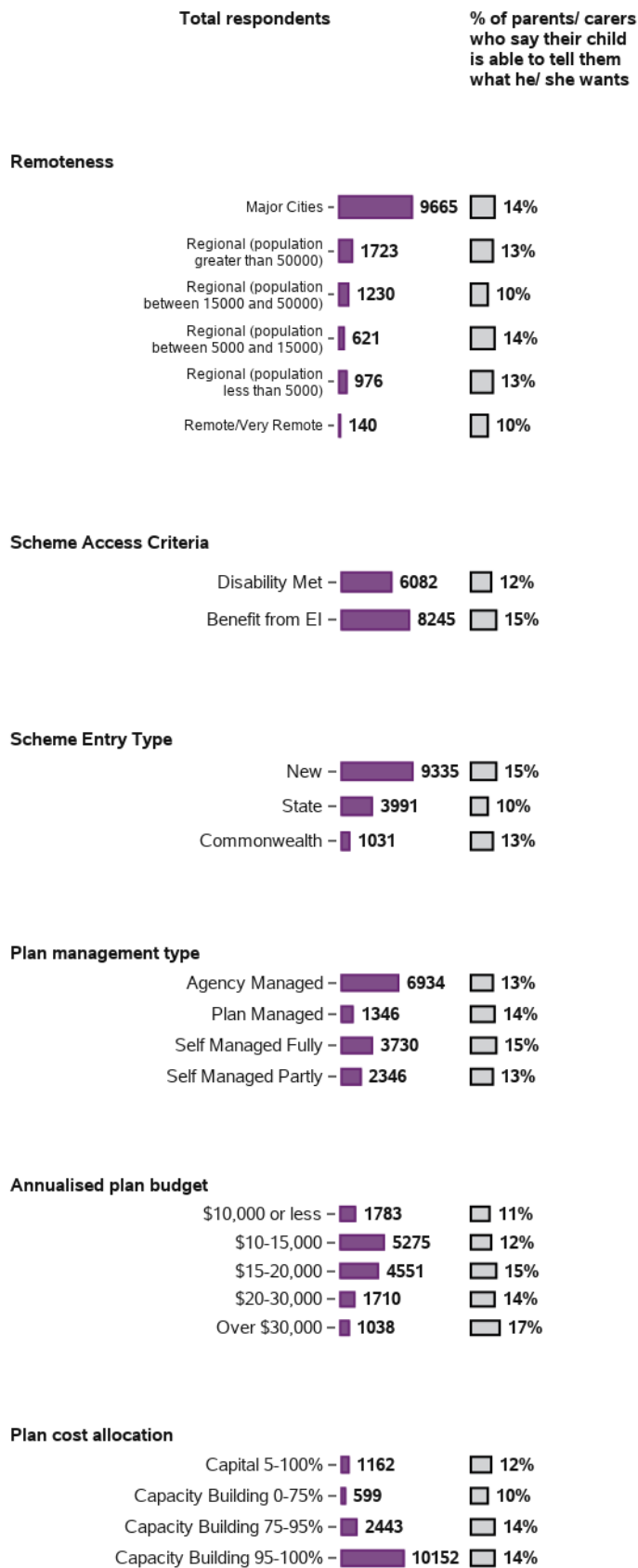
Appendix E.6.3 - Choice and control

Change in longitudinal indicators from baseline to first review for SF - by participant characteristics (continued)



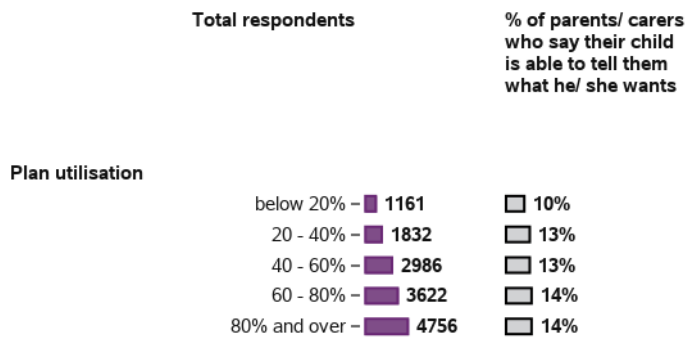
Appendix E.6.3 - Choice and control

Change in longitudinal indicators from baseline to first review for SF - by participant characteristics (continued)



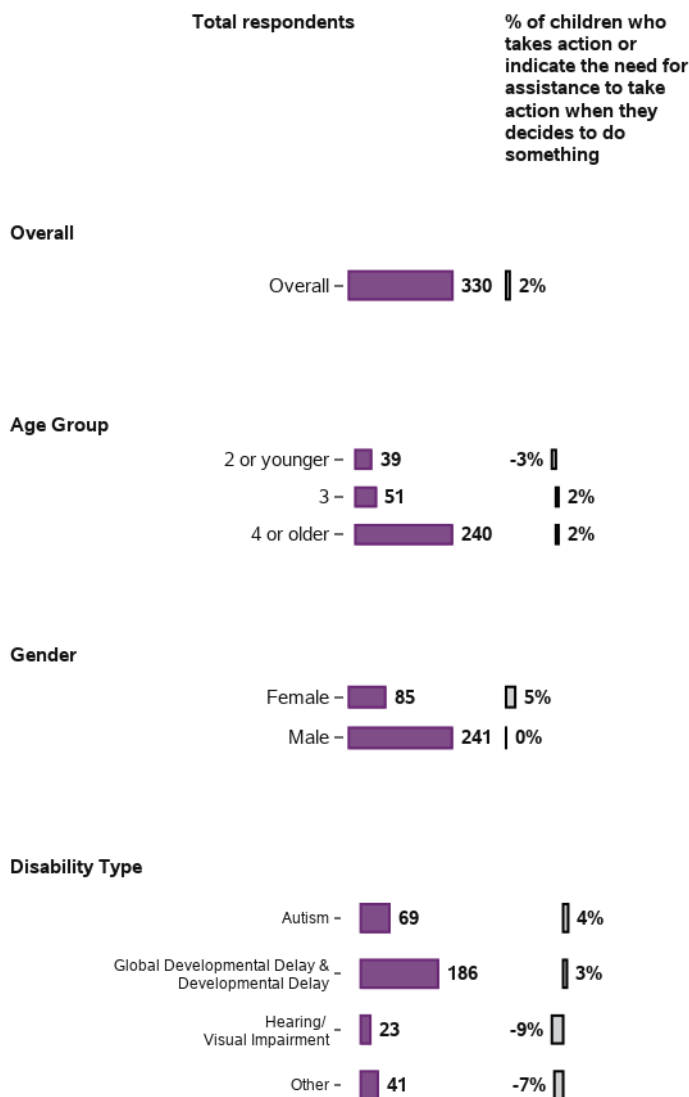
Appendix E.6.3 - Choice and control

Change in longitudinal indicators from baseline to first review for SF - by participant characteristics (continued)



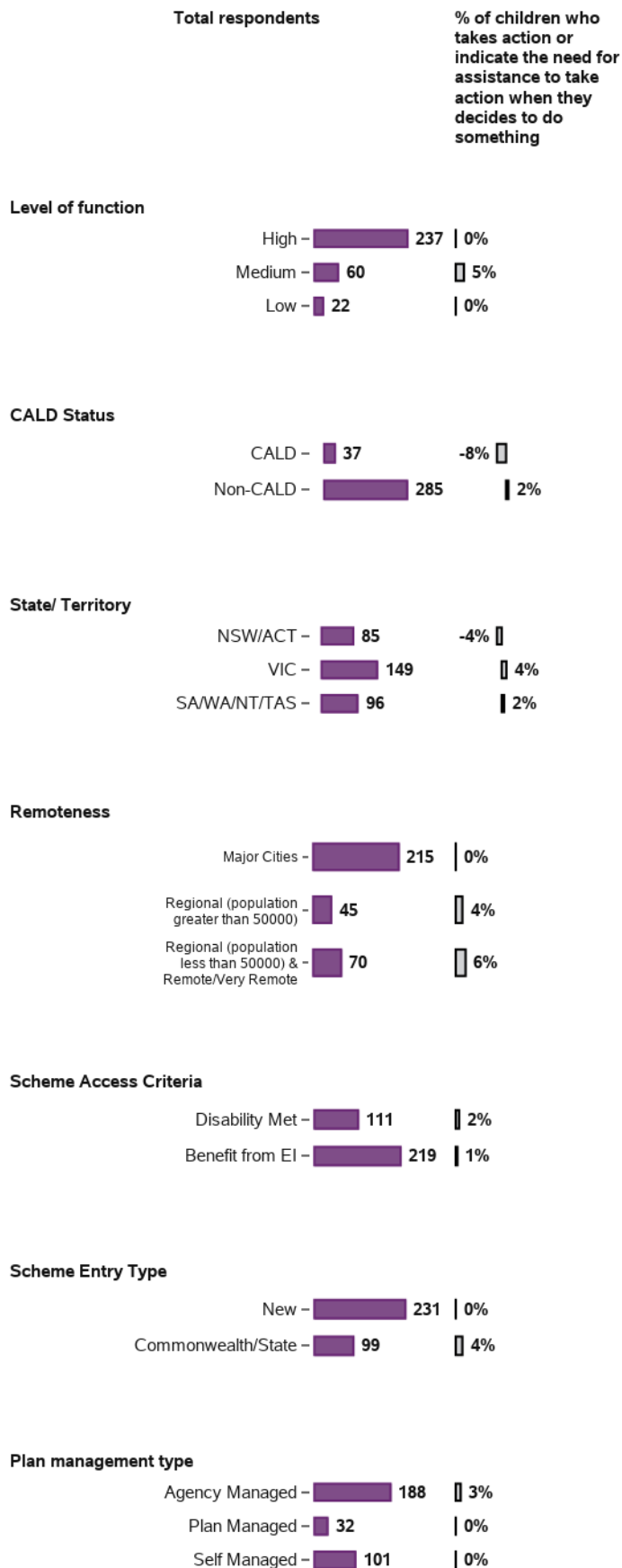
Appendix E.6.3 - Choice and control

Change in longitudinal indicators from baseline to first review for LF - by participant characteristics



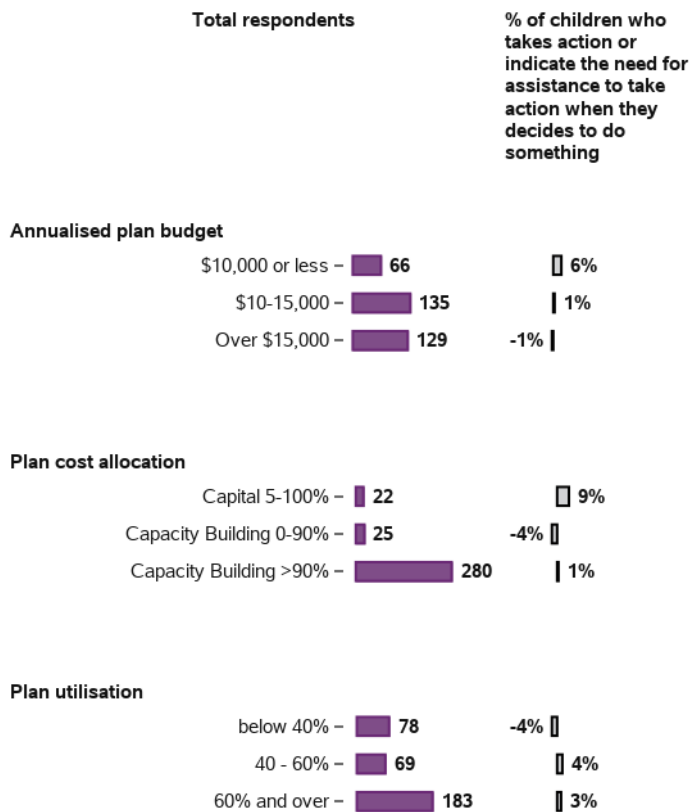
Appendix E.6.3 - Choice and control

Change in longitudinal indicators from baseline to first review for LF - by participant characteristics (continued)



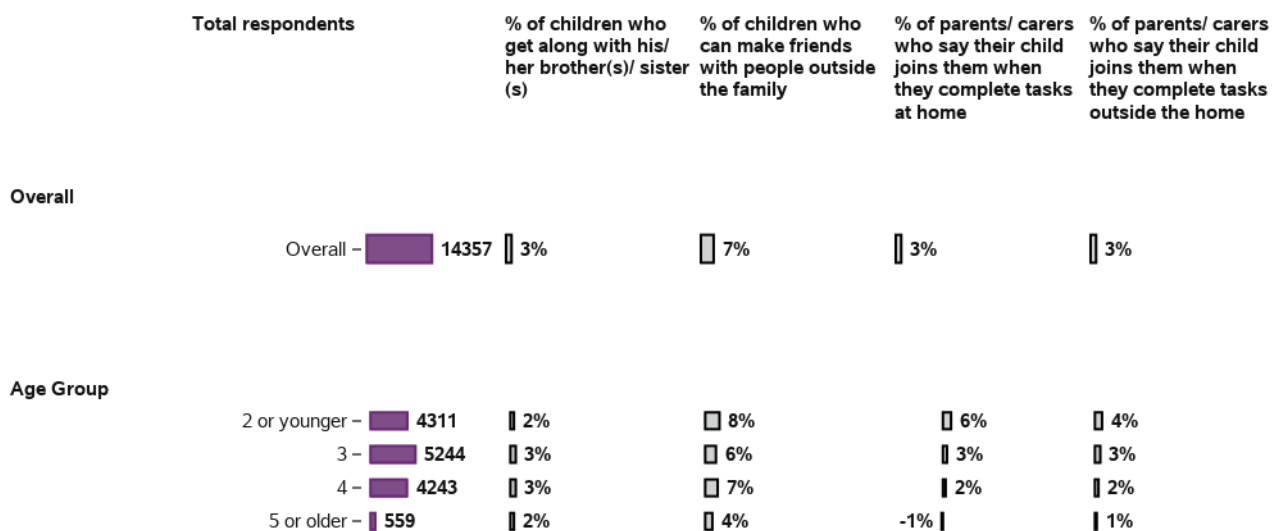
Appendix E.6.3 - Choice and control

Change in longitudinal indicators from baseline to first review for LF - by participant characteristics (continued)



Appendix E.6.4 - Relationships

Change in longitudinal indicators from baseline to first review for SF - by participant characteristics



Appendix E.6.4 - Relationships

Change in longitudinal indicators from baseline to first review for SF - by participant characteristics (continued)

Total respondents	% of children who get along with his/her brother(s)/ sister (s)	% of children who can make friends with people outside the family	% of parents/ carers who say their child joins them when they complete tasks at home	% of parents/ carers who say their child joins them when they complete tasks outside the home
Gender				
Female - 4259	2%	7%	4%	3%
Male - 9940	3%	7%	3%	3%
Disability Type				
Autism - 3953	5%	8%	4%	4%
Cerebral Palsy - 558	0%	3%	6%	3%
Developmental delay - 5065	2%	7%	2%	2%
Down Syndrome - 379	2%	9%	7%	5%
Global developmental delay - 1551	3%	3%	3%	4%
Hearing Impairment - 1270	1%	11%	4%	3%
Intellectual Disability - 582	0%	6%	5%	2%
Other - 64	0%	11%	10%	8%
Other Neurological - 203	1%	-1%	5%	1%
Other Sensory/Speech - 389	4%	7%	-1%	1%
Spinal Cord Injury / Other Physical - 218	1%	6%	3%	3%
Visual Impairment - 125	3%	5%	6%	2%
Level of function				
High - 9318	2%	6%	3%	2%
Medium - 3314	4%	8%	4%	4%
Low - 1725	6%	7%	5%	4%
Indigenous Status				
Indigenous - 945	3%	5%	3%	1%
Non-Indigenous - 10808	3%	7%	3%	3%
CALD Status				
CALD - 1309	5%	9%	5%	4%
Non-CALD - 12941	3%	7%	3%	3%
State/ Territory				
NSW - 5786	4%	7%	4%	3%
VIC - 4381	2%	5%	3%	2%
QLD - 2189	3%	7%	3%	2%
WA - 389	1%	6%	7%	5%
SA - 1016	2%	10%	2%	1%
TAS - 147	3%	13%	6%	8%
ACT - 325	3%	7%	5%	4%
NT - 124	-1%	7%	5%	2%

Appendix E.6.4 - Relationships

Change in longitudinal indicators from baseline to first review for SF - by participant characteristics (continued)

Total respondents	% of children who get along with his/her brother(s)/ sister (s)	% of children who can make friends with people outside the family	% of parents/ carers who say their child joins them when they complete tasks at home	% of parents/ carers who say their child joins them when they complete tasks outside the home
Remoteness				
Major Cities - 9665	3%	7%	4%	3%
Regional (population greater than 50000) - 1723	3%	8%	3%	3%
Regional (population between 15000 and 50000) - 1230	3%	7%	2%	2%
Regional (population between 5000 and 15000) - 621	2%	5%	0%	3%
Regional (population less than 5000) - 976	2%	9%	2%	2%
Remote/Very Remote - 140	3%	4%	6%	1%
Scheme Access Criteria				
Disability Met - 6082	3%	6%	4%	3%
Benefit from EI - 8245	2%	7%	3%	2%
Scheme Entry Type				
New - 9335	3%	7%	3%	3%
State - 3991	2%	5%	3%	2%
Commonwealth - 1031	3%	6%	5%	4%
Plan management type				
Agency Managed - 6934	3%	6%	3%	3%
Plan Managed - 1346	2%	7%	3%	2%
Self Managed Fully - 3730	3%	8%	5%	3%
Self Managed Partly - 2346	3%	7%	3%	2%
Annualised plan budget				
\$10,000 or less - 1783	1%	6%	3%	2%
\$10-15,000 - 5275	2%	7%	2%	2%
\$15-20,000 - 4551	4%	8%	4%	4%
\$20-30,000 - 1710	3%	7%	4%	3%
Over \$30,000 - 1038	6%	6%	5%	4%
Plan cost allocation				
Capital 5-100% - 1162	2%	5%	5%	3%
Capacity Building 0-75% - 599	3%	4%	0%	1%
Capacity Building 75-95% - 2443	3%	8%	4%	2%
Capacity Building 95-100% - 10152	3%	7%	3%	3%

Appendix E.6.4 - Relationships

Change in longitudinal indicators from baseline to first review for SF - by participant characteristics (continued)

Total respondents	% of children who get along with his/her brother(s)/ sister (s)	% of children who can make friends with people outside the family	% of parents/ carers who say their child joins them when they complete tasks at home	% of parents/ carers who say their child joins them when they complete tasks outside the home
Plan utilisation				
below 20% - 1161	1%	6%	3%	1%
20 - 40% - 1832	2%	7%	4%	3%
40 - 60% - 2986	3%	8%	3%	3%
60 - 80% - 3622	3%	7%	4%	3%
80% and over - 4756	3%	6%	3%	2%

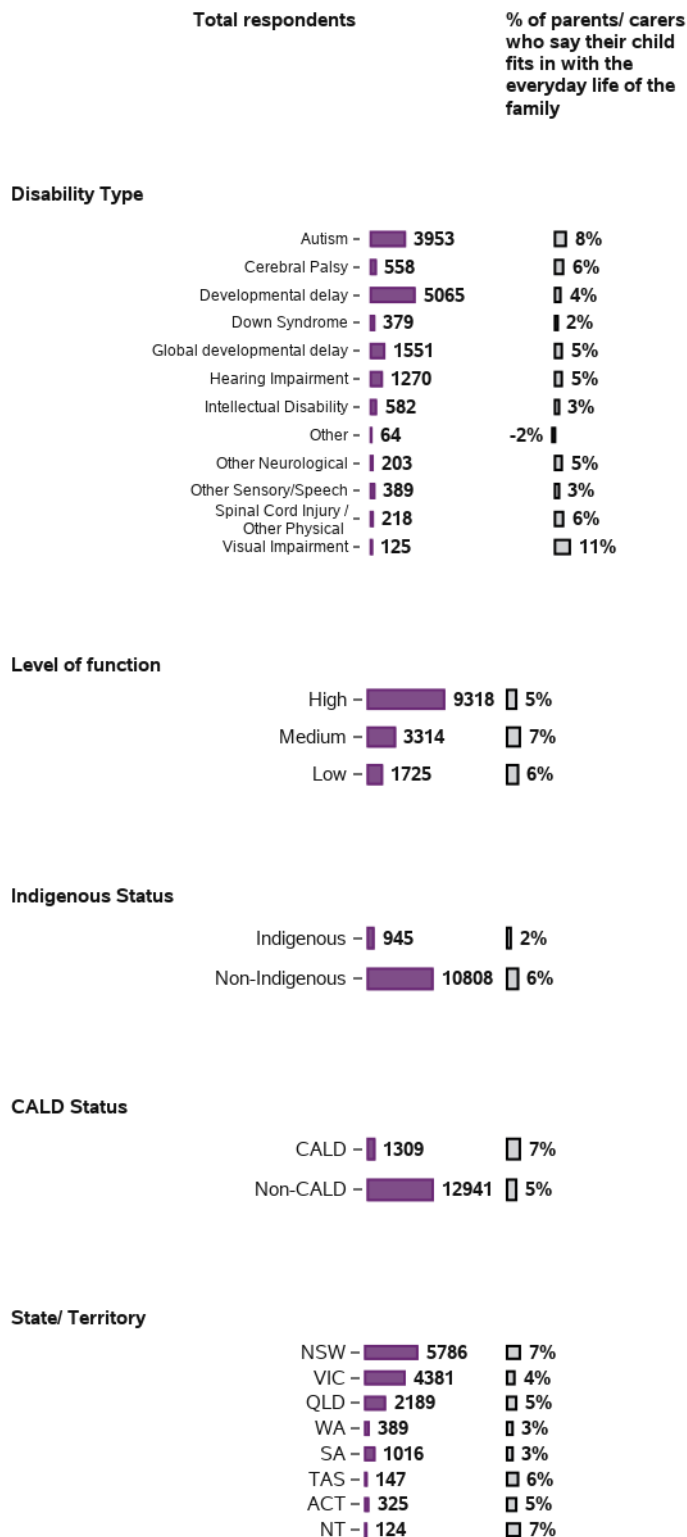
Appendix E.6.4 - Relationships

Change in longitudinal indicators from baseline to first review for SF - by participant characteristics (continued)

Total respondents	% of parents/ carers who say their child fits in with the everyday life of the family
Overall	
Overall - 14357	5%
Age Group	
2 or younger - 4311	5%
3 - 5244	5%
4 - 4243	6%
5 or older - 559	2%
Gender	
Female - 4259	6%
Male - 9940	5%

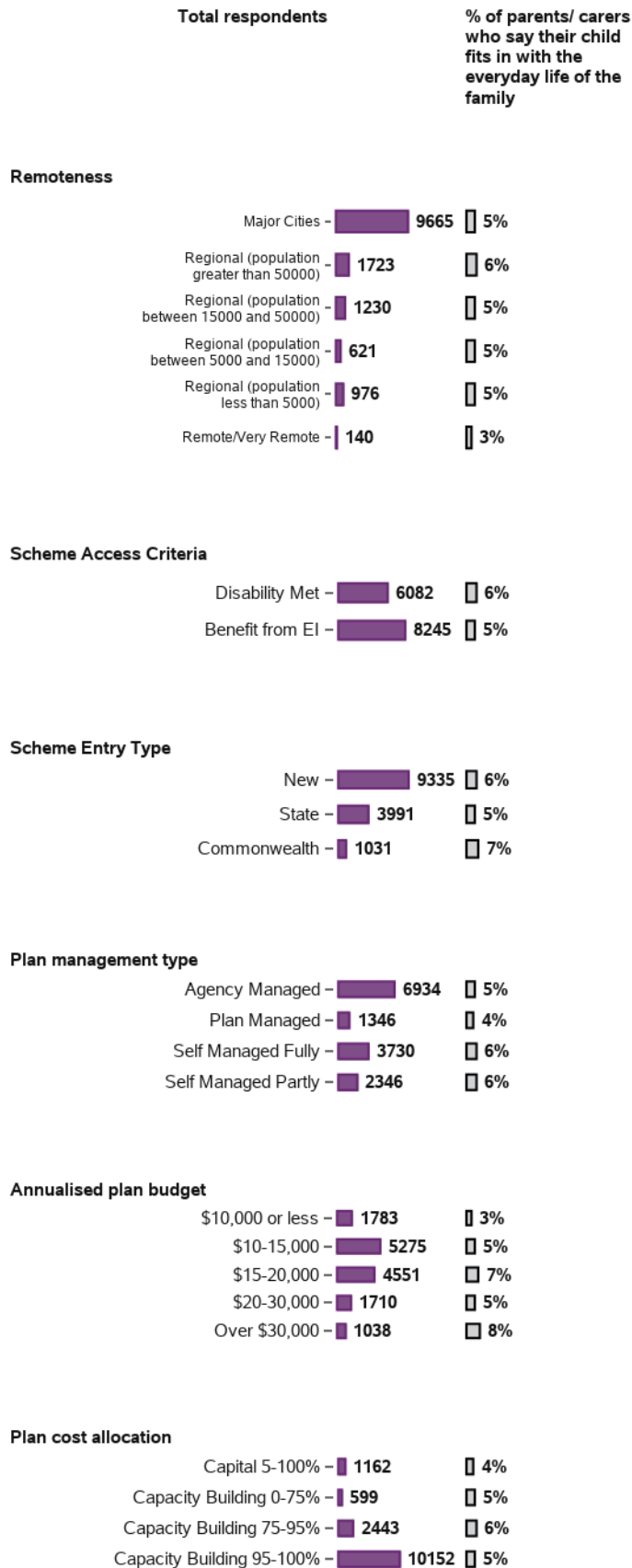
Appendix E.6.4 - Relationships

Change in longitudinal indicators from baseline to first review for SF - by participant characteristics (continued)



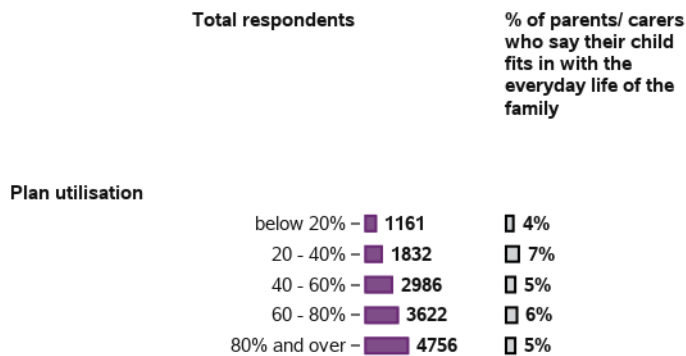
Appendix E.6.4 - Relationships

Change in longitudinal indicators from baseline to first review for SF - by participant characteristics (continued)



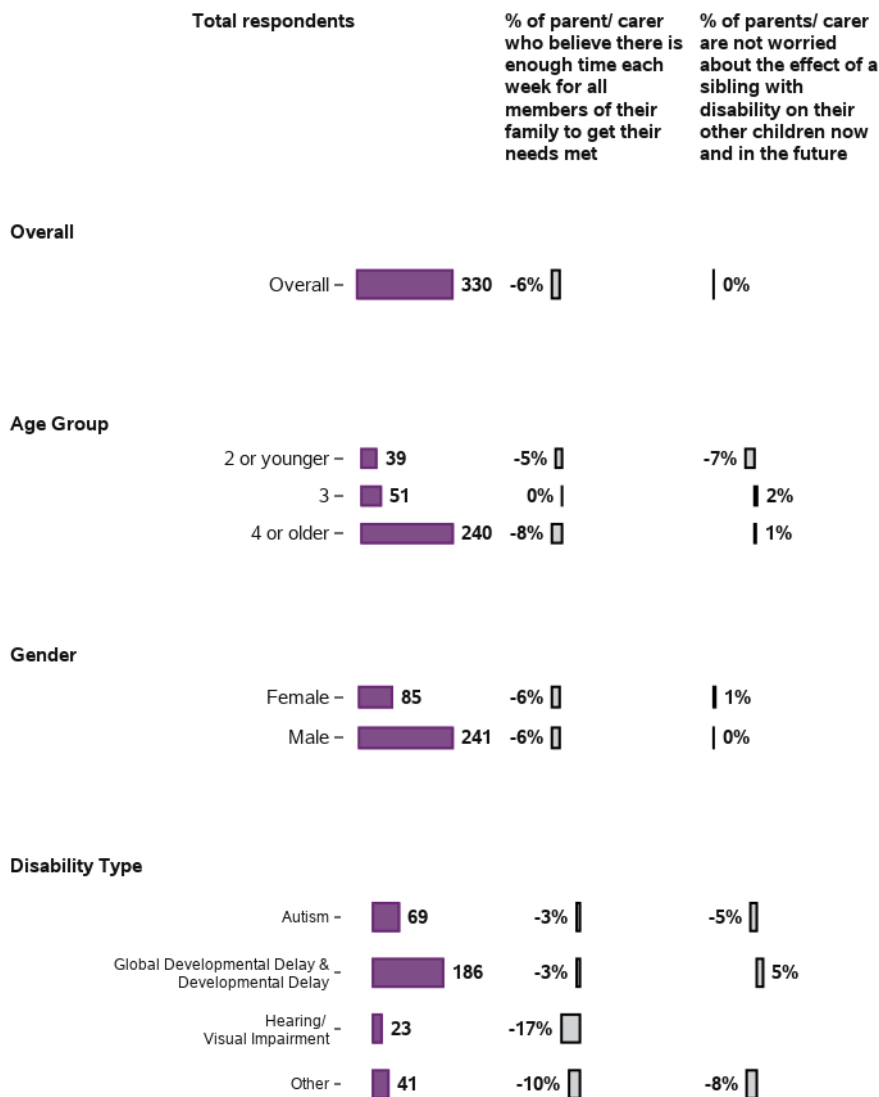
Appendix E.6.4 - Relationships

Change in longitudinal indicators from baseline to first review for SF - by participant characteristics (continued)



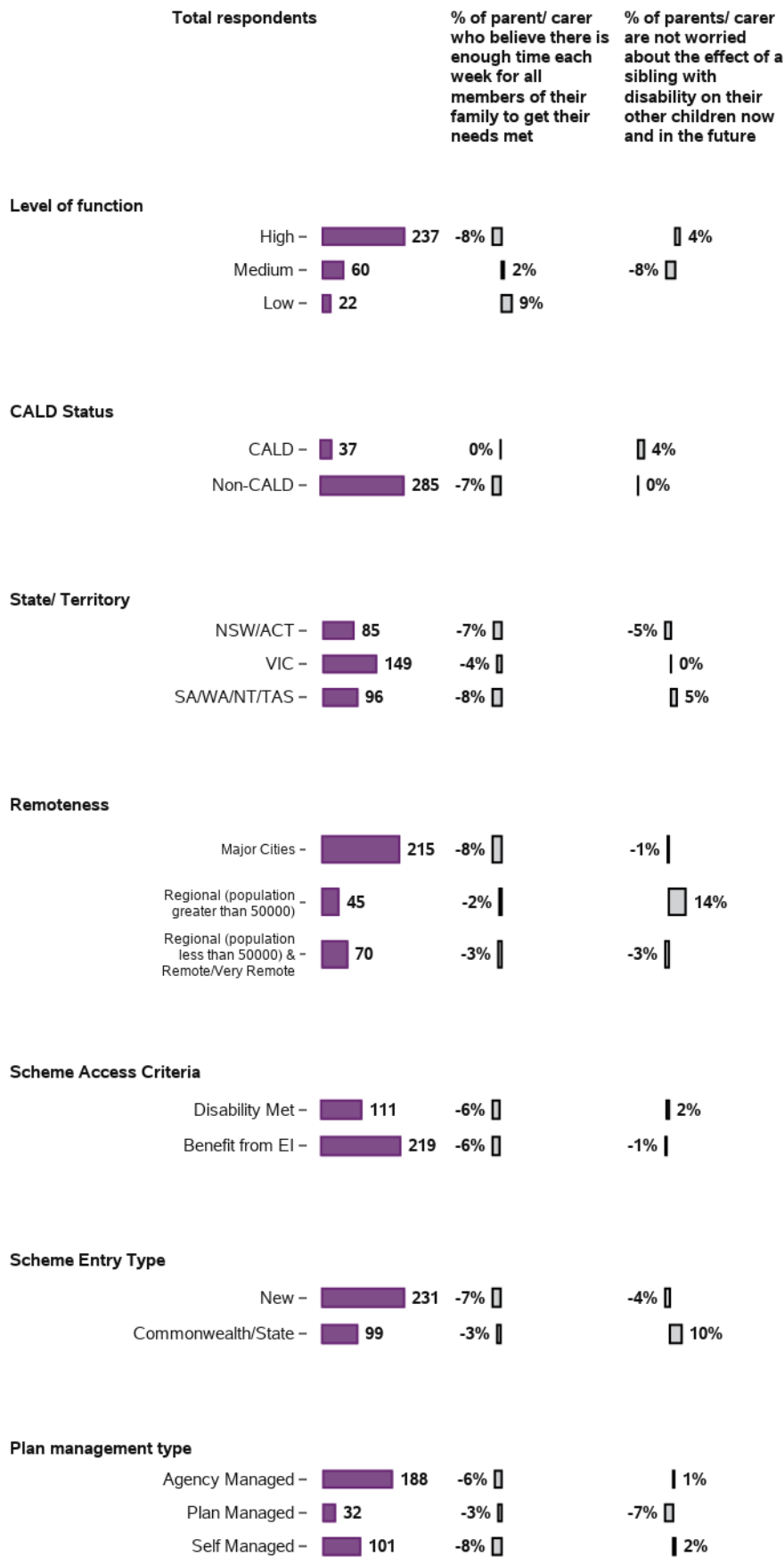
Appendix E.6.4 - Relationships

Change in longitudinal indicators from baseline to first review for LF - by participant characteristics



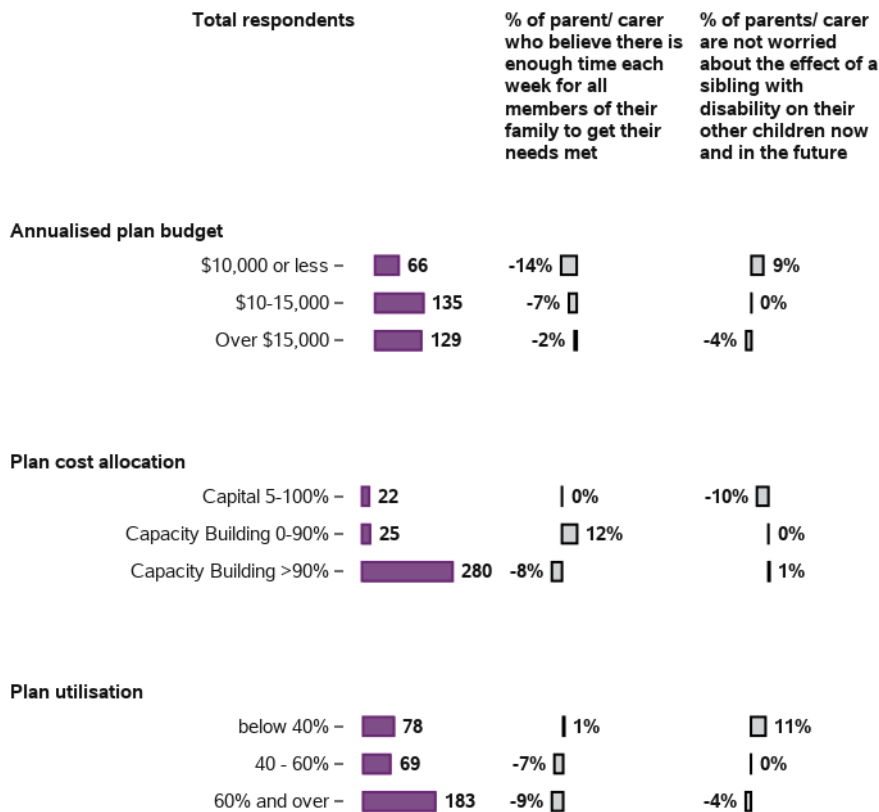
Appendix E.6.4 - Relationships

Change in longitudinal indicators from baseline to first review for LF - by participant characteristics (continued)



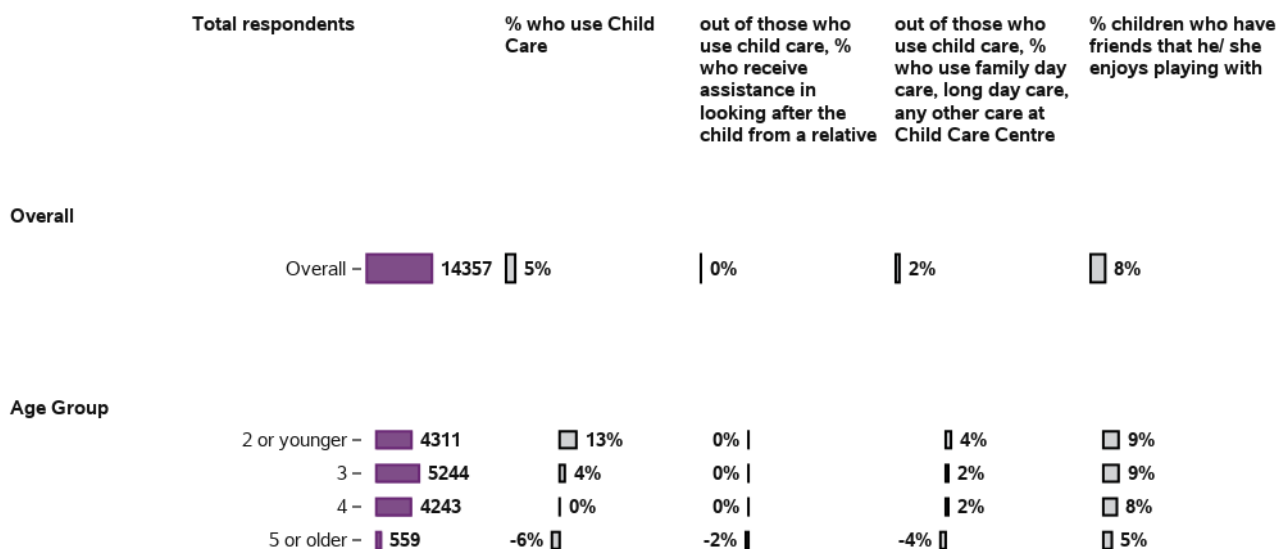
Appendix E.6.4 - Relationships

Change in longitudinal indicators from baseline to first review for LF - by participant characteristics (continued)



Appendix E.6.5 - Social, community and civic participation

Change in longitudinal indicators from baseline to first review for SF - by participant characteristics



Appendix E.6.5 - Social, community and civic participation

Change in longitudinal indicators from baseline to first review for SF - by participant characteristics (continued)

	Total respondents	% who use Child Care	out of those who use child care, % who receive assistance in looking after the child from a relative	out of those who use child care, % who use family day care, long day care, any other care at Child Care Centre	% children who have friends that he/ she enjoys playing with
Gender					
Female	4259	7%	0%	2%	9%
Male	9940	4%	0%	2%	8%
Disability Type					
Autism	3953	2%	0%	2%	8%
Cerebral Palsy	558	7%	-3%	4%	6%
Developmental delay	5065	3%	0%	2%	8%
Down Syndrome	379	9%	-2%	7%	8%
Global developmental delay	1551	6%	0%	1%	7%
Hearing Impairment	1270	15%	3%	3%	13%
Intellectual Disability	582	9%	-5%	2%	7%
Other	64	-6%			8%
Other Neurological	203	9%	3%	-3%	8%
Other Sensory/Speech	389	2%	1%	4%	7%
Spinal Cord Injury / Other Physical	218	9%	-2%	5%	6%
Visual Impairment	125	5%	-5%	3%	10%
Level of function					
High	9318	5%	0%	2%	9%
Medium	3314	3%	0%	1%	9%
Low	1725	5%	0%	2%	5%
Indigenous Status					
Indigenous	945	3%	0%	4%	5%
Non-Indigenous	10808	5%	0%	2%	9%
CALD Status					
CALD	1309	7%	0%	2%	8%
Non-CALD	12941	5%	0%	2%	9%
State/ Territory					
NSW	5786	8%	-1%	3%	9%
VIC	4381	1%	1%	0%	7%
QLD	2189	9%	0%	2%	8%
WA	389	4%	2%	-1%	4%
SA	1016	0%	6%	4%	14%
TAS	147	-5%	-1%	0%	8%
ACT	325	7%	-1%	0%	11%
NT	124	3%	-18%	2%	7%

Appendix E.6.5 - Social, community and civic participation

Change in longitudinal indicators from baseline to first review for SF - by participant characteristics (continued)

	Total respondents	% who use Child Care	out of those who use child care, % who receive assistance in looking after the child from a relative	out of those who use child care, % who use family day care, long day care, any other care at Child Care Centre	% children who have friends that he/ she enjoys playing with
Remoteness					
Major Cities	9665	5%	0%	2%	8%
Regional (population greater than 50000)	1723	4%	0%	1%	10%
Regional (population between 15000 and 50000)	1230	3%	1%	1%	7%
Regional (population between 5000 and 15000)	621	8%	3%	2%	7%
Regional (population less than 5000)	976	3%	1%	3%	10%
Remote/Very Remote	140	3%	-3%	0%	10%
Scheme Access Criteria					
Disability Met	6082	3%	0%	1%	7%
Benefit from EI	8245	6%	0%	3%	9%
Scheme Entry Type					
New	9335	6%	0%	2%	9%
State	3991	1%	0%	1%	7%
Commonwealth	1031	5%	-1%	1%	7%
Plan management type					
Agency Managed	6934	5%	1%	2%	9%
Plan Managed	1346	5%	0%	2%	7%
Self Managed Fully	3730	3%	-1%	2%	8%
Self Managed Partly	2346	6%	-1%	2%	9%
Annualised plan budget					
\$10,000 or less	1783	9%	1%	5%	11%
\$10-15,000	5275	3%	1%	1%	9%
\$15-20,000	4551	5%	-1%	2%	8%
\$20-30,000	1710	5%	-2%	2%	6%
Over \$30,000	1038	5%	0%	3%	6%
Plan cost allocation					
Capital 5-100%	1162	5%	-2%	4%	6%
Capacity Building 0-75%	599	6%	3%	1%	7%
Capacity Building 75-95%	2443	6%	-1%	1%	8%
Capacity Building 95-100%	10152	4%	0%	2%	9%

Appendix E.6.5 - Social, community and civic participation
Change in longitudinal indicators from baseline to first review for SF - by participant characteristics (continued)

Total respondents	% who use Child Care	out of those who use child care, % who receive assistance in looking after the child from a relative	out of those who use child care, % who use family day care, long day care, any other care at Child Care Centre	% children who have friends that he/ she enjoys playing with
Plan utilisation				
below 20% - 1161	4%	1%	2%	6%
20 - 40% - 1832	3%	0%	2%	8%
40 - 60% - 2986	7%	0%	2%	9%
60 - 80% - 3622	5%	1%	2%	10%
80% and over - 4756	4%	-1%	2%	8%

Appendix E.6.5 - Social, community and civic participation
Change in longitudinal indicators from baseline to first review for SF - by participant characteristics (continued)

Total respondents	of those who have friends, these friends are at preschool or playground	% of children who participate in age appropriate community, cultural or religious activities	of those who participate, % who feel welcomed or actively included	% of parents/ carers who would like their child to be more involved in community activities
Overall				
Overall - 14357	7%	3%	4%	5%
Age Group				
2 or younger - 4311	8%	4%	3%	7%
3 - 5244	10%	2%	3%	4%
4 - 4243	6%	2%	4%	3%
5 or older - 559	-4%	2%	6%	6%
Gender				
Female - 4259	8%	4%	3%	5%
Male - 9940	7%	2%	4%	4%

Appendix E.6.5 - Social, community and civic participation

Change in longitudinal indicators from baseline to first review for SF - by participant characteristics (continued)

	Total respondents	of those who have friends, these friends are at preschool or playground	% of children who participate in age appropriate community, cultural or religious activities	of those who participate, % who feel welcomed or actively included	% of parents/ carers who would like their child to be more involved in community activities
Disability Type					
Autism	3953	7%	2%	5%	4%
Cerebral Palsy	558	5%	3%	1%	3%
Developmental delay	5065	8%	2%	3%	4%
Down Syndrome	379	6%	4%	3%	4%
Global developmental delay	1551	7%	3%	4%	3%
Hearing Impairment	1270	8%	7%	2%	10%
Intellectual Disability	582	13%	3%	3%	4%
Other	64	9%	-3%		9%
Other Neurological	203	10%	-2%	7%	5%
Other Sensory/Speech	389	5%	4%	2%	4%
Spinal Cord Injury / Other Physical	218	11%	1%	2%	4%
Visual Impairment	125	10%	1%	5%	6%
Level of function					
High	9318	7%	3%	3%	5%
Medium	3314	7%	3%	5%	4%
Low	1725	9%	2%	3%	5%
Indigenous Status					
Indigenous	945	6%	2%	1%	7%
Non-Indigenous	10808	8%	3%	4%	4%
CALD Status					
CALD	1309	10%	4%	3%	5%
Non-CALD	12941	7%	3%	4%	5%
State/ Territory					
NSW	5786	8%	3%	4%	4%
VIC	4381	6%	3%	3%	5%
QLD	2189	6%	5%	3%	3%
WA	389	5%	3%	1%	12%
SA	1016	10%	-2%	5%	8%
TAS	147	5%	6%	2%	7%
ACT	325	7%	0%	3%	2%
NT	124	17%	2%	1%	4%

Appendix E.6.5 - Social, community and civic participation

Change in longitudinal indicators from baseline to first review for SF - by participant characteristics (continued)

Total respondents	of those who have friends, these friends are at preschool or playground	% of children who participate in age appropriate community, cultural or religious activities	of those who participate, % who feel welcomed or actively included	% of parents/ carers who would like their child to be more involved in community activities
Remoteness				
Major Cities - 9665	7%	3%	4%	5%
Regional (population greater than 50000) - 1723	8%	3%	3%	4%
Regional (population between 15000 and 50000) - 1230	10%	1%	4%	4%
Regional (population between 5000 and 15000) - 621	11%	5%	3%	3%
Regional (population less than 5000) - 976	7%	3%	4%	6%
Remote/Very Remote - 140	10%	4%	8%	9%
Scheme Access Criteria				
Disability Met - 6082	6%	1%	3%	4%
Benefit from EI - 8245	8%	4%	4%	5%
Scheme Entry Type				
New - 9335	9%	3%	4%	5%
State - 3991	5%	1%	3%	3%
Commonwealth - 1031	7%	3%	5%	4%
Plan management type				
Agency Managed - 6934	8%	2%	3%	4%
Plan Managed - 1346	9%	2%	3%	6%
Self Managed Fully - 3730	7%	4%	5%	4%
Self Managed Partly - 2346	6%	2%	2%	6%
Annualised plan budget				
\$10,000 or less - 1783	7%	4%	3%	5%
\$10-15,000 - 5275	8%	2%	4%	4%
\$15-20,000 - 4551	8%	3%	3%	4%
\$20-30,000 - 1710	7%	3%	2%	6%
Over \$30,000 - 1038	7%	2%	4%	5%
Plan cost allocation				
Capital 5-100% - 1162	7%	2%	4%	6%
Capacity Building 0-75% - 599	5%	-1%	3%	6%
Capacity Building 75-95% - 2443	7%	3%	3%	5%
Capacity Building 95-100% - 10152	8%	3%	4%	4%

Appendix E.6.5 - Social, community and civic participation

Change in longitudinal indicators from baseline to first review for SF - by participant characteristics (continued)

	Total respondents	of those who have friends, these friends are at preschool or playground	% of children who participate in age appropriate community, cultural or religious activities	of those who participate, % who feel welcomed or actively included	% of parents/ carers who would like their child to be more involved in community activities
Plan utilisation					
below 20%	1161	6%	2%	4%	5%
20 - 40%	1832	7%	2%	3%	5%
40 - 60%	2986	8%	3%	4%	5%
60 - 80%	3622	8%	3%	5%	5%
80% and over	4756	7%	3%	3%	5%

Appendix E.6.5 - Social, community and civic participation

Change in longitudinal indicators from baseline to first review for SF - by participant characteristics (continued)

	Total respondents	% of parents/ carers who say their child's disability is one of the barriers to being involved in community activities
Overall		
Overall	14357	3%
Age Group		
2 or younger	4311	5%
3	5244	3%
4	4243	2%
5 or older	559	0%
Gender		
Female	4259	3%
Male	9940	3%

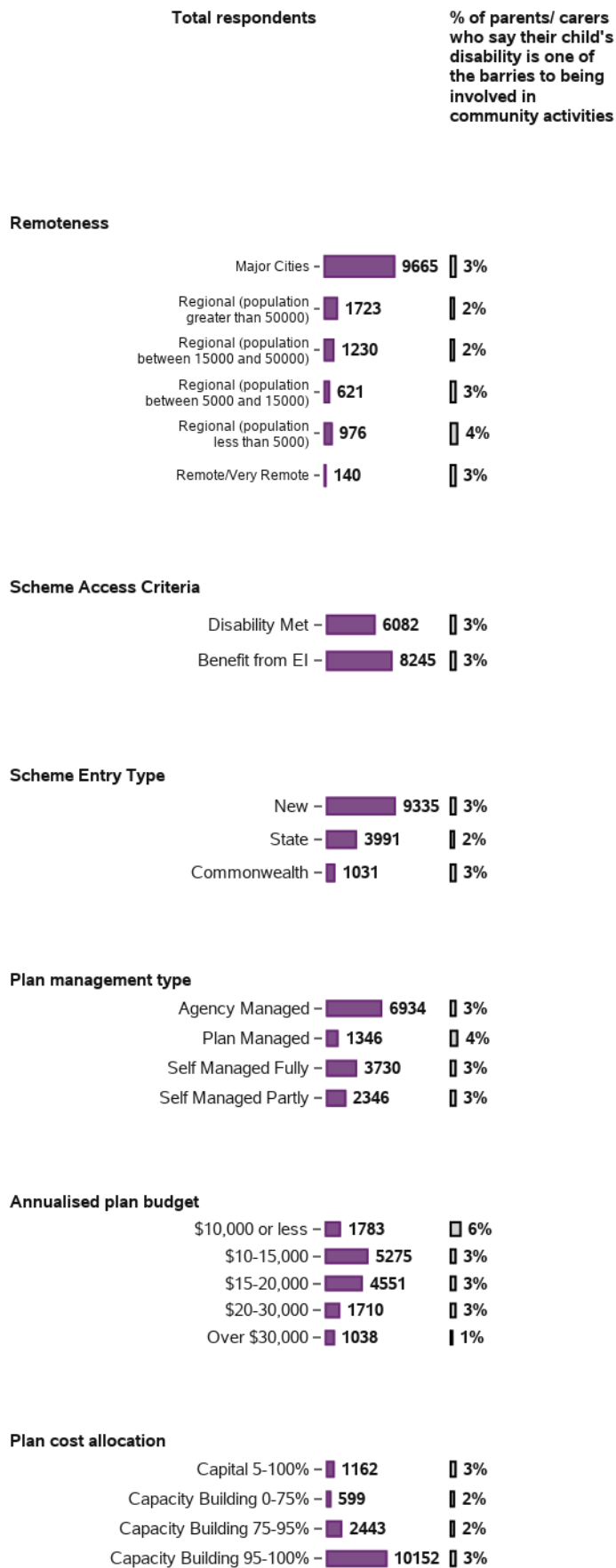
Appendix E.6.5 - Social, community and civic participation

Change in longitudinal indicators from baseline to first review for SF - by participant characteristics (continued)

	Total respondents	% of parents/ carers who say their child's disability is one of the barriers to being involved in community activities
Disability Type		
Autism	3953	2%
Cerebral Palsy	558	3%
Developmental delay	5065	3%
Down Syndrome	379	6%
Global developmental delay	1551	4%
Hearing Impairment	1270	7%
Intellectual Disability	582	1%
Other	64	5%
Other Neurological	203	3%
Other Sensory/Speech	389	2%
Spinal Cord Injury / Other Physical	218	4%
Visual Impairment	125	7%
Level of function		
High	9318	4%
Medium	3314	3%
Low	1725	2%
Indigenous Status		
Indigenous	945	2%
Non-Indigenous	10808	3%
CALD Status		
CALD	1309	3%
Non-CALD	12941	3%
State/ Territory		
NSW	5786	3%
VIC	4381	3%
QLD	2189	2%
WA	389	5%
SA	1016	6%
TAS	147	3%
ACT	325	0%
NT	124	1%

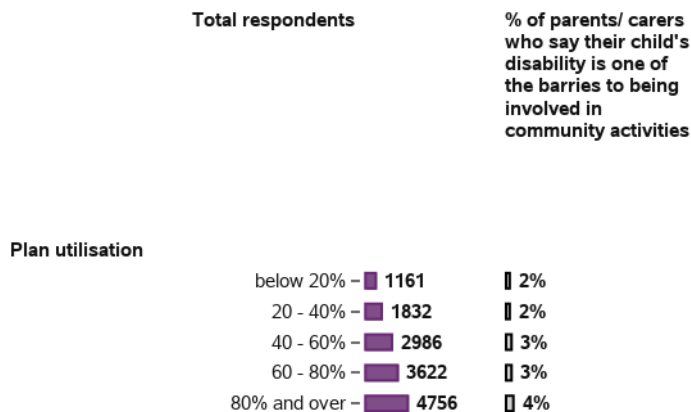
Appendix E.6.5 - Social, community and civic participation

Change in longitudinal indicators from baseline to first review for SF - by participant characteristics (continued)



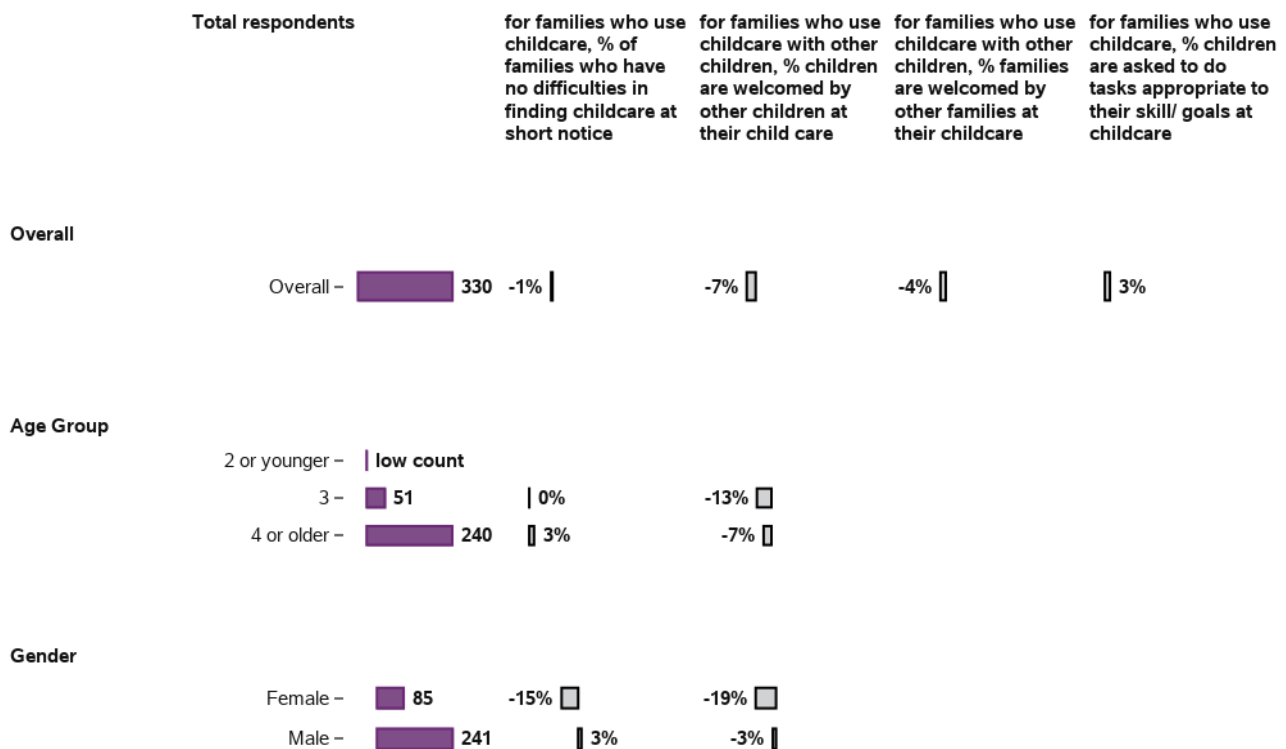
Appendix E.6.5 - Social, community and civic participation

Change in longitudinal indicators from baseline to first review for SF - by participant characteristics (continued)



Appendix E.6.5 - Social, community and civic participation

Change in longitudinal indicators from baseline to first review for LF - by participant characteristics



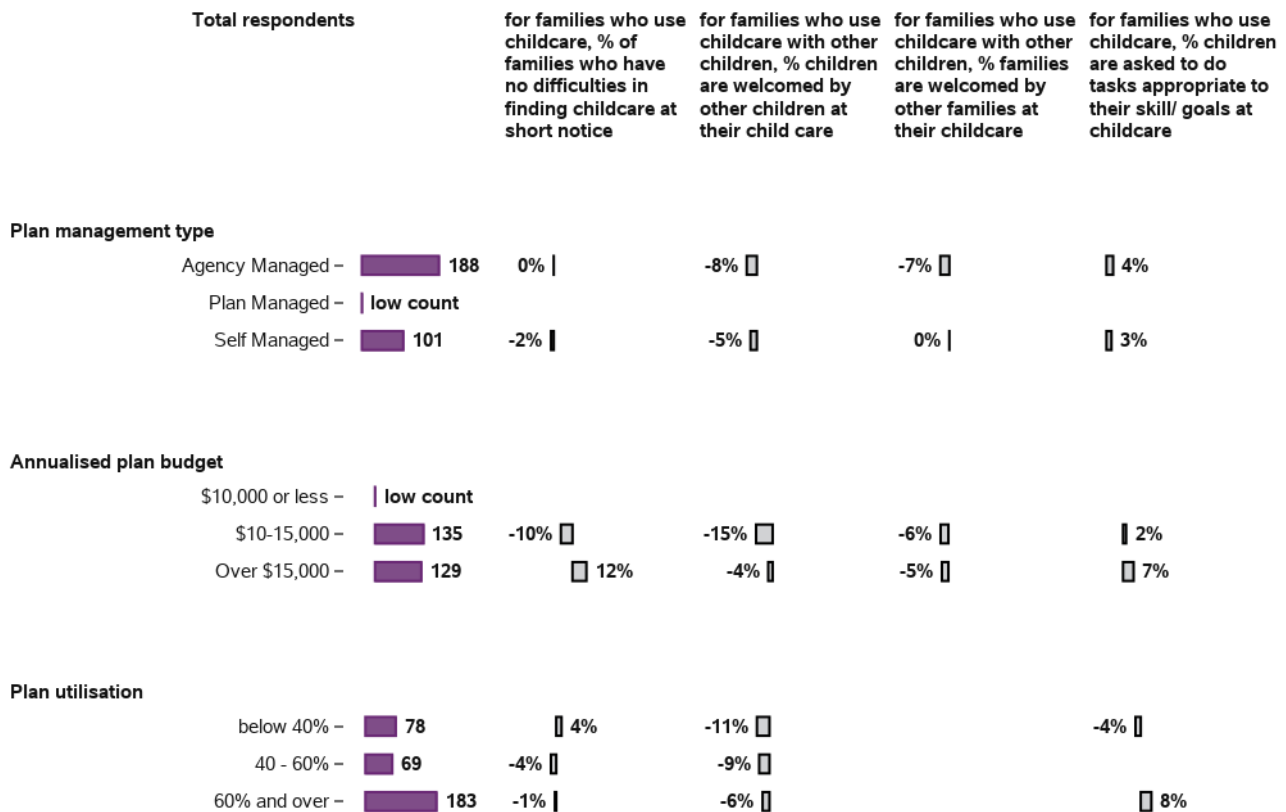
Appendix E.6.5 - Social, community and civic participation

Change in longitudinal indicators from baseline to first review for LF - by participant characteristics (continued)



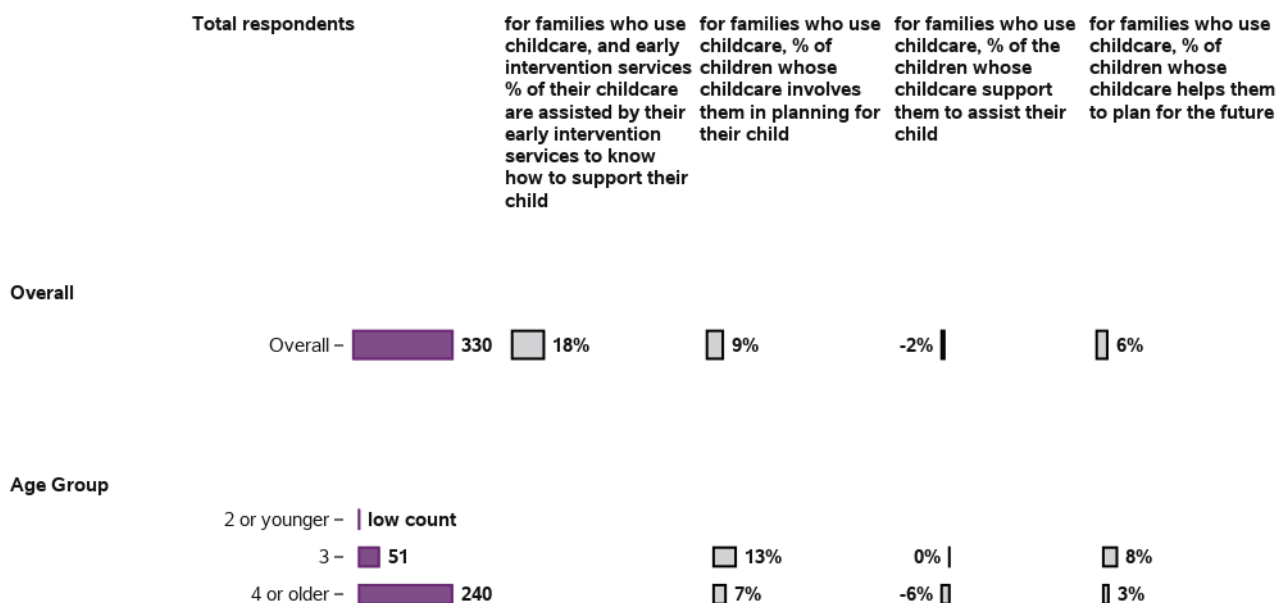
Appendix E.6.5 - Social, community and civic participation

Change in longitudinal indicators from baseline to first review for LF - by participant characteristics (continued)



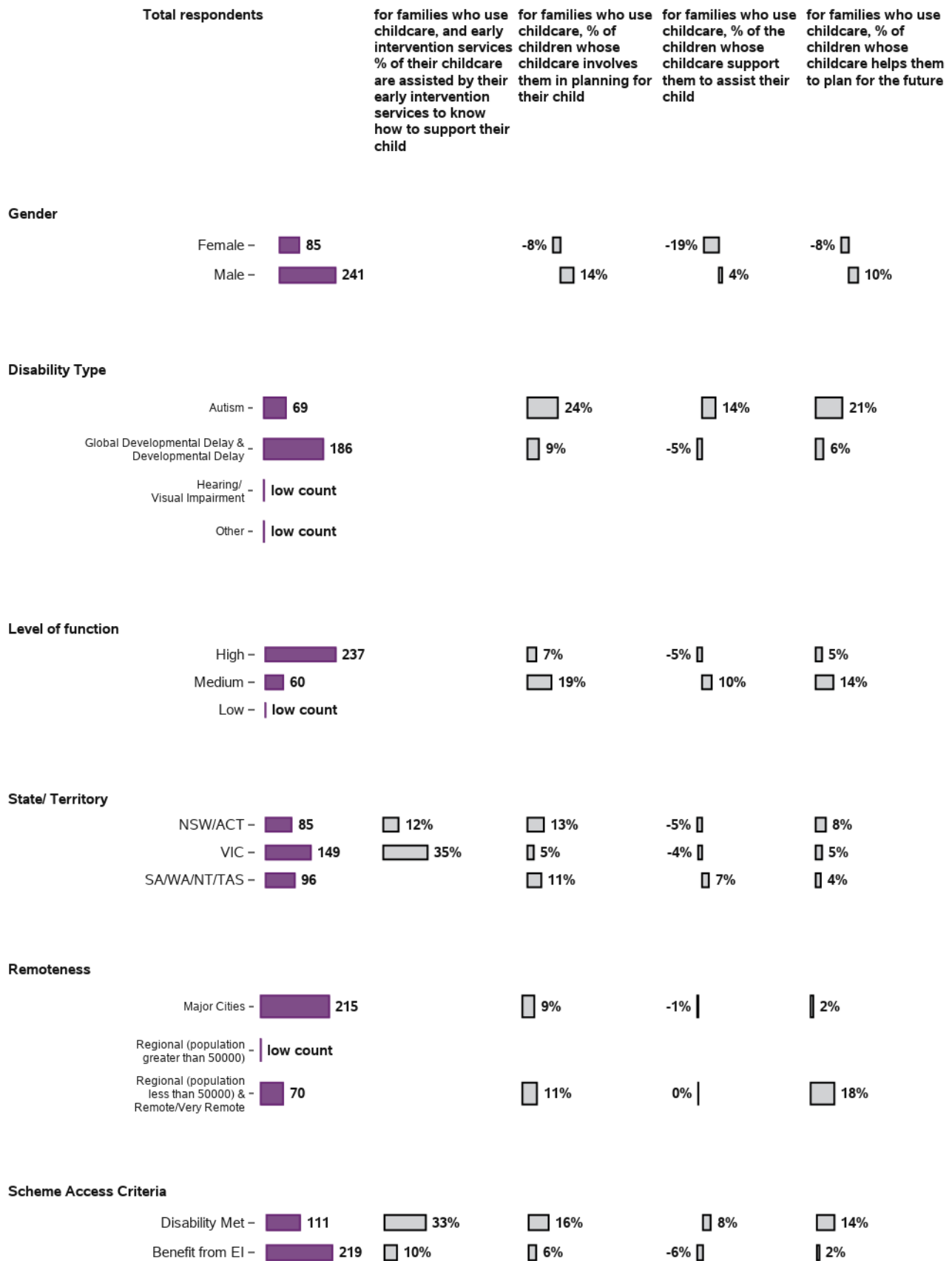
Appendix E.6.5 - Social, community and civic participation

Change in longitudinal indicators from baseline to first review for LF - by participant characteristics (continued)



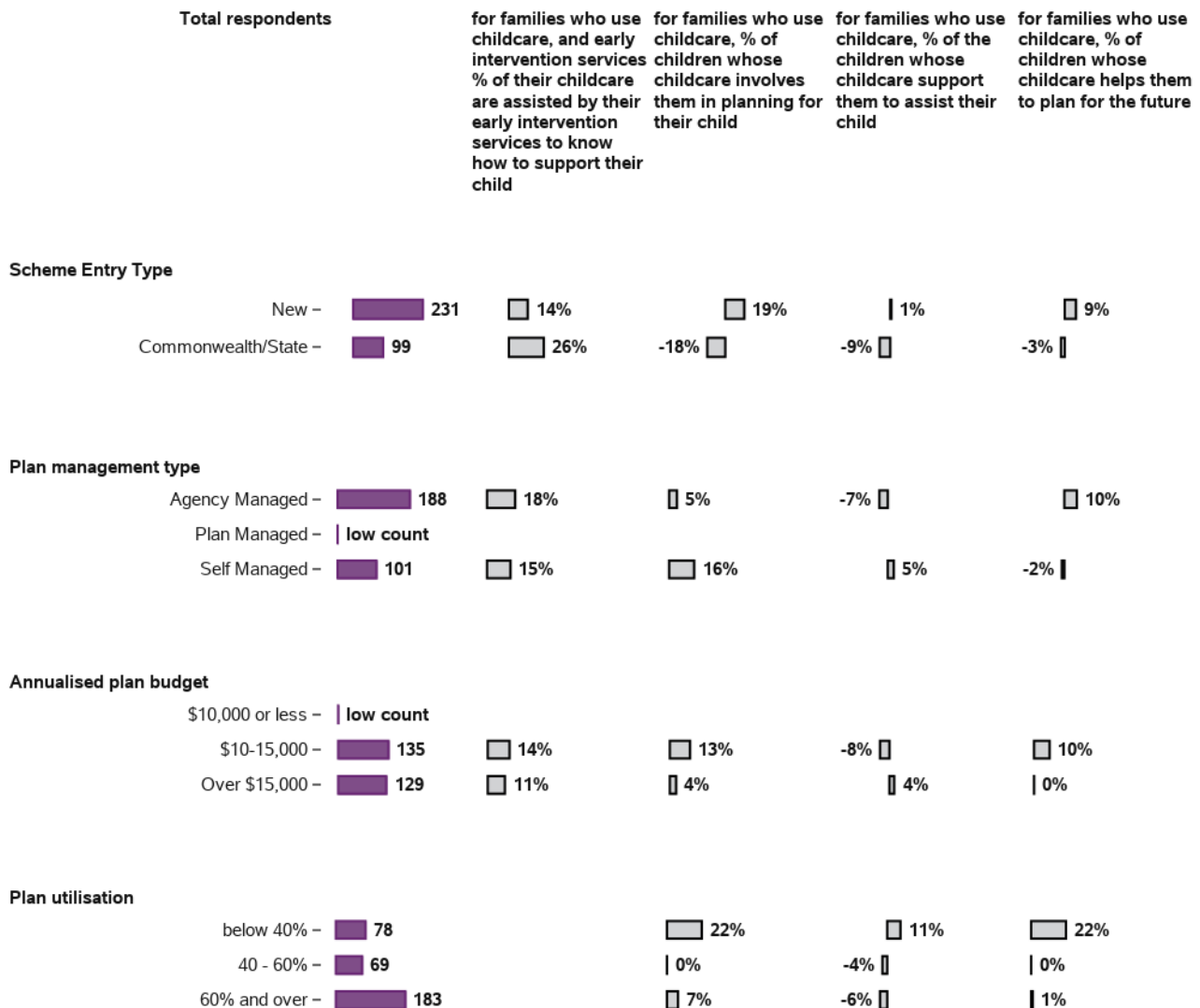
Appendix E.6.5 - Social, community and civic participation

Change in longitudinal indicators from baseline to first review for LF - by participant characteristics (continued)



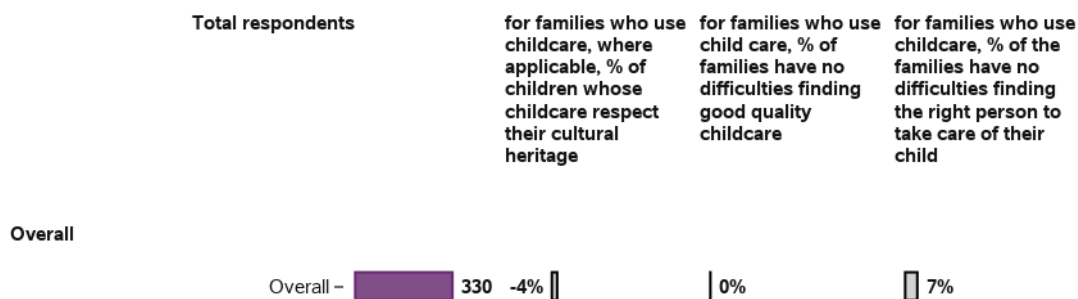
Appendix E.6.5 - Social, community and civic participation

Change in longitudinal indicators from baseline to first review for LF - by participant characteristics (continued)



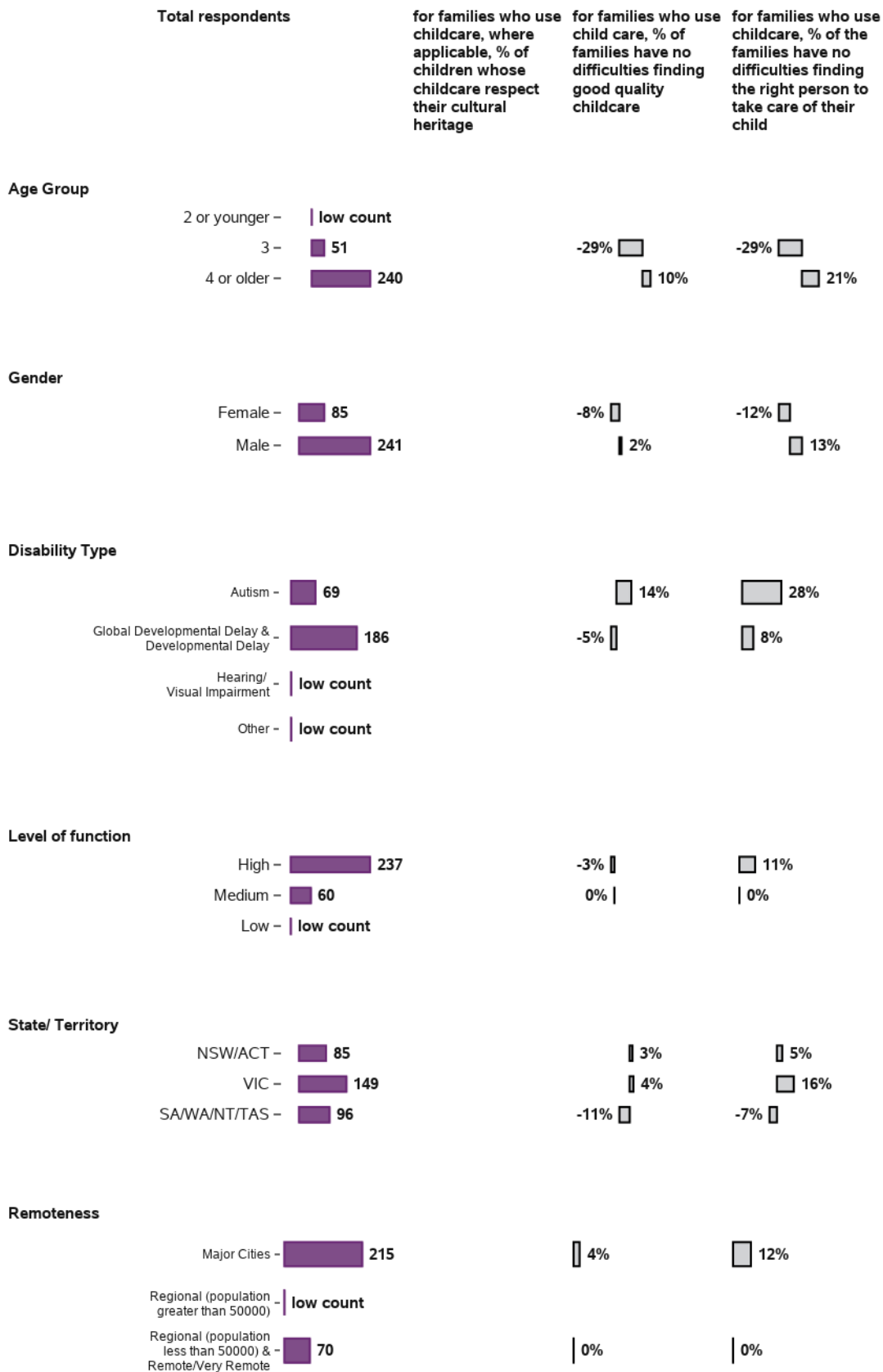
Appendix E.6.5 - Social, community and civic participation

Change in longitudinal indicators from baseline to first review for LF - by participant characteristics (continued)



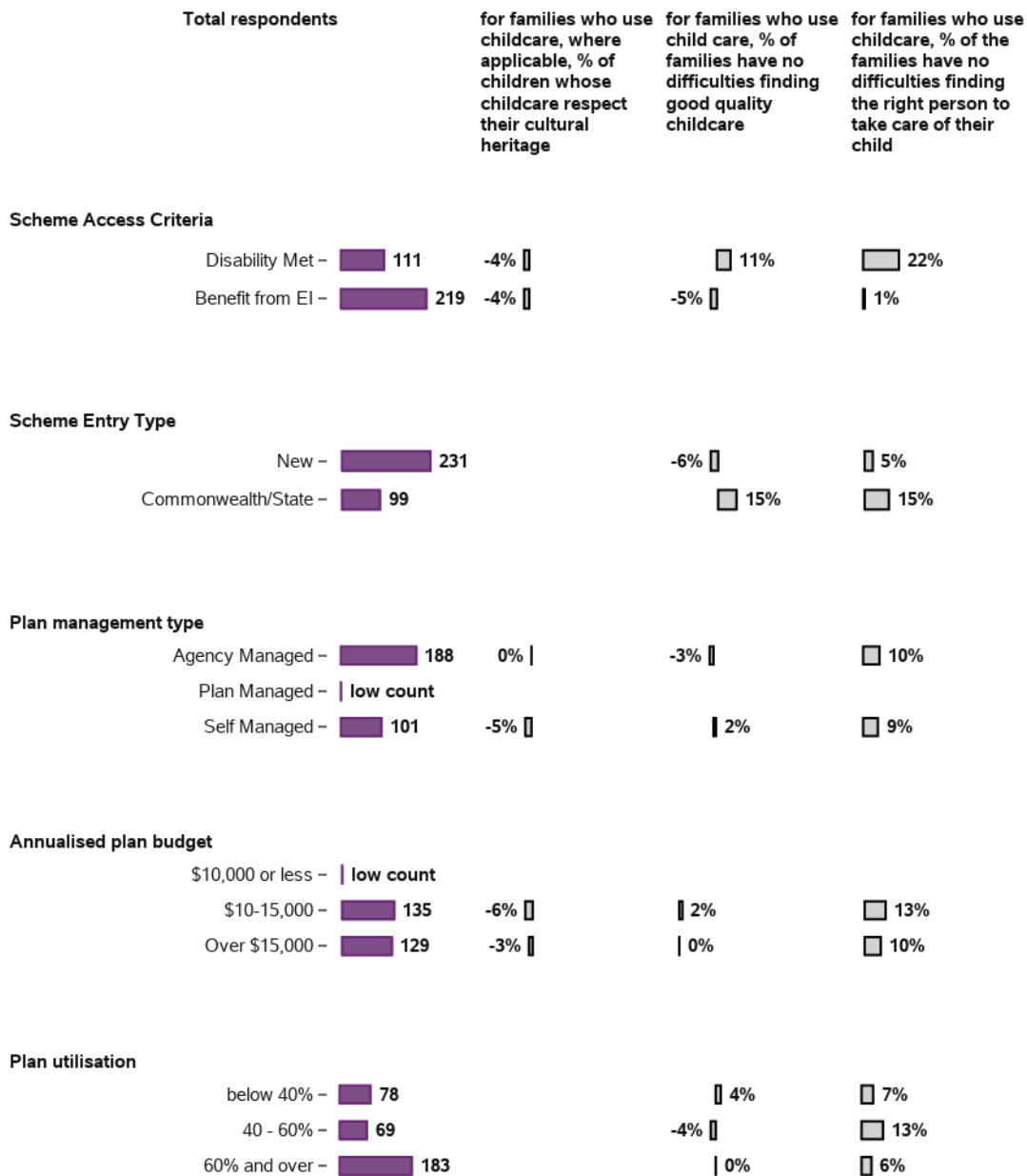
Appendix E.6.5 - Social, community and civic participation

Change in longitudinal indicators from baseline to first review for LF - by participant characteristics (continued)



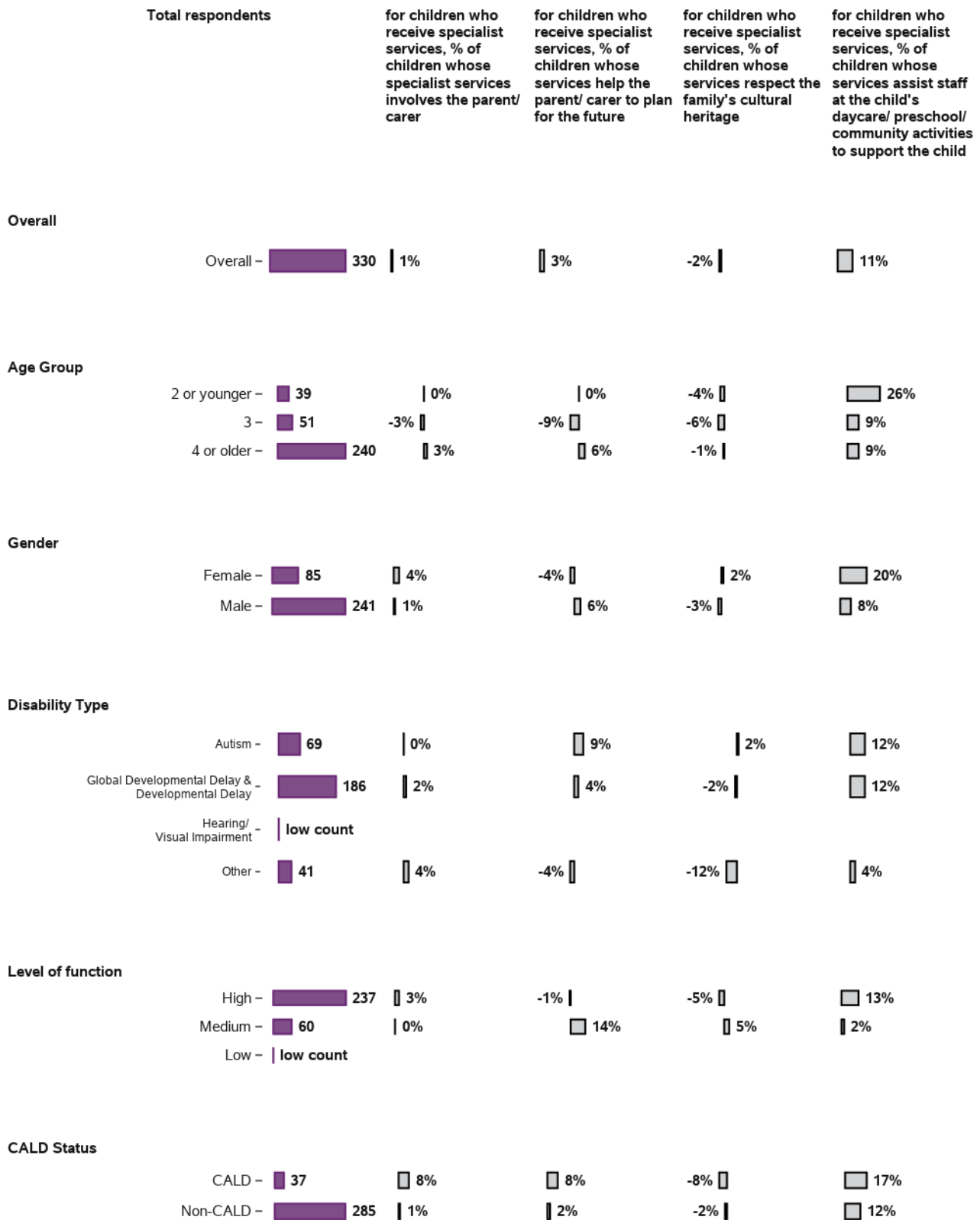
Appendix E.6.5 - Social, community and civic participation

Change in longitudinal indicators from baseline to first review for LF - by participant characteristics (continued)



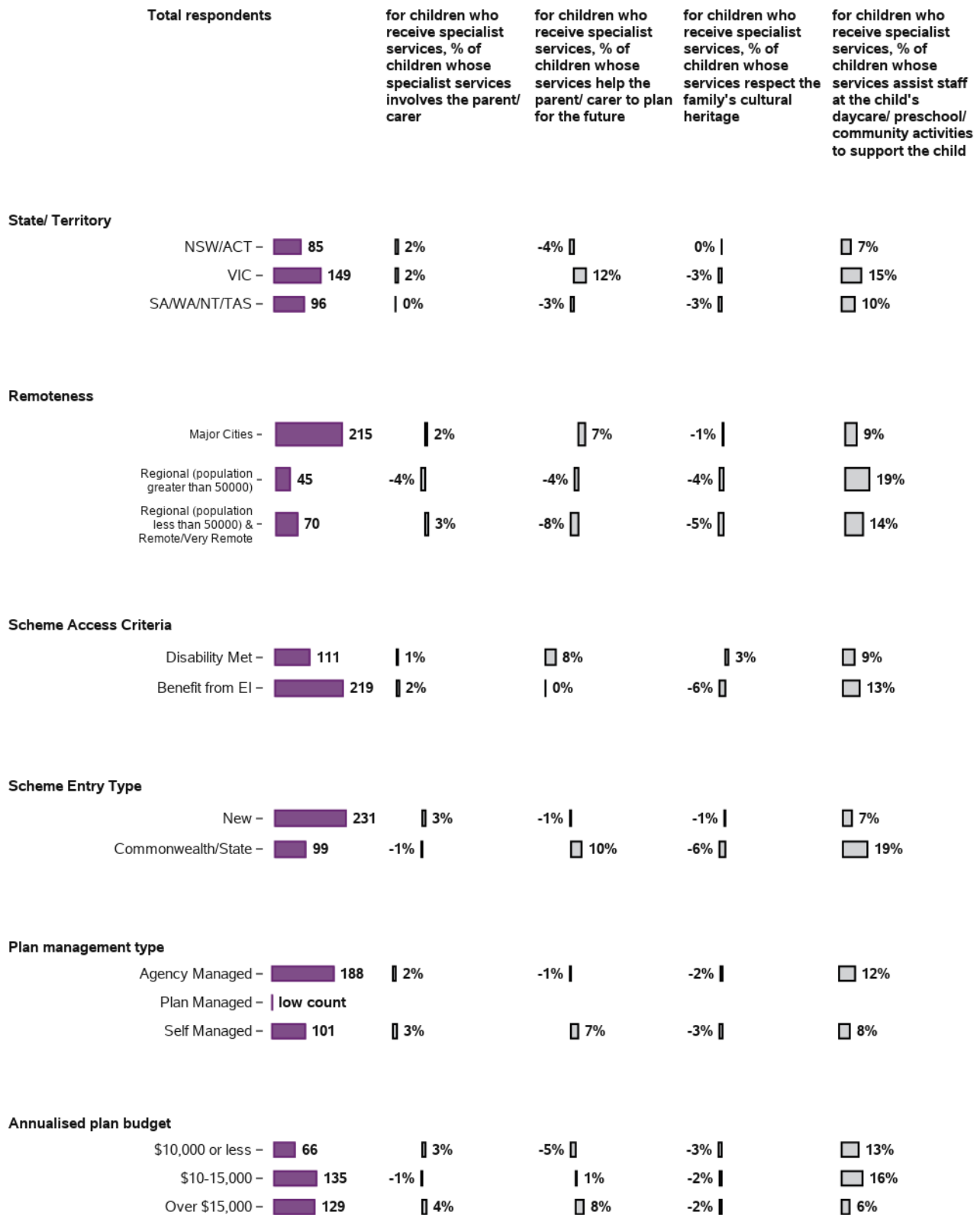
Appendix E.6.6 - Specialist services

Change in longitudinal indicators from baseline to first review for LF - by participant characteristics



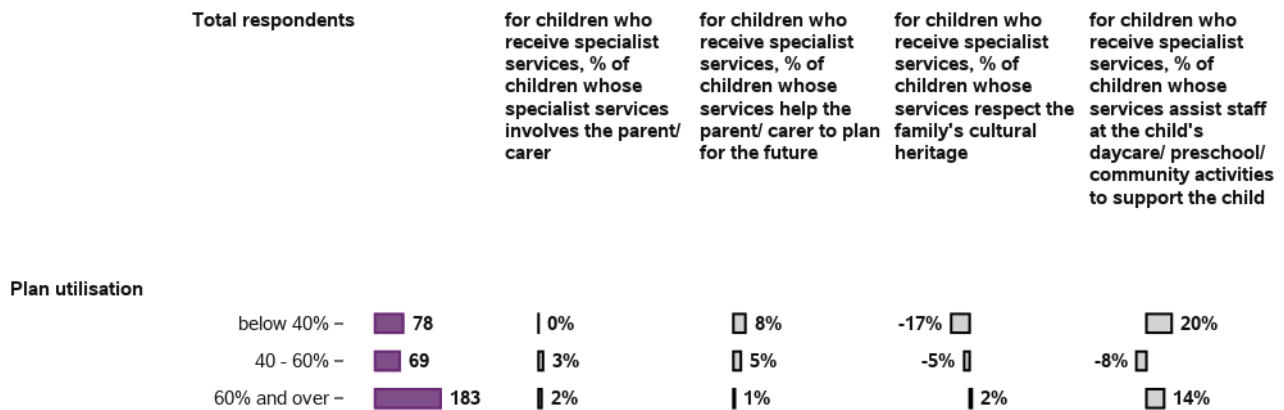
Appendix E.6.6 - Specialist services

Change in longitudinal indicators from baseline to first review for LF - by participant characteristics (continued)



Appendix E.6.6 - Specialist services

Change in longitudinal indicators from baseline to first review for LF - by participant characteristics (continued)



Appendix E.7 - Participants from birth to starting school - Change in longitudinal indicators from baseline to second review - C2 cohort - by participant characteristics

Appendix E.7.1 - Participant Information

Change in longitudinal indicators from baseline to second review for SF - by participant characteristics

	Total respondents	% of children who live with parents	% of children who live in a private home owned or rented from private landlord
Overall	Overall - 3064	0%	0%
Age Group			
2 or younger	1698	0%	0%
3	1183	1%	0%
4	167	-1%	2%
5 or older	low count		
Gender			
Female	1006	-1%	0%
Male	2032	1%	0%
Disability Type			
Autism	675	1%	1%
Cerebral Palsy	172	0%	-1%
Developmental delay	1039	0%	0%
Down Syndrome	166	-1%	1%
Global developmental delay	302	0%	0%
Hearing Impairment	208	0%	2%
Intellectual Disability	202	-1%	-1%
Other	27	-4%	4%
Other Neurological	65	-2%	-2%
Other Sensory/Speech	83	-2%	-1%
Spinal Cord Injury / Other Physical	80	0%	-1%
Visual Impairment	45	-2%	-2%
Level of function			
High	2046	0%	0%
Medium	628	1%	0%
Low	390	1%	1%
Indigenous Status			
Indigenous	155	1%	-4%
Non-Indigenous	1866	0%	0%

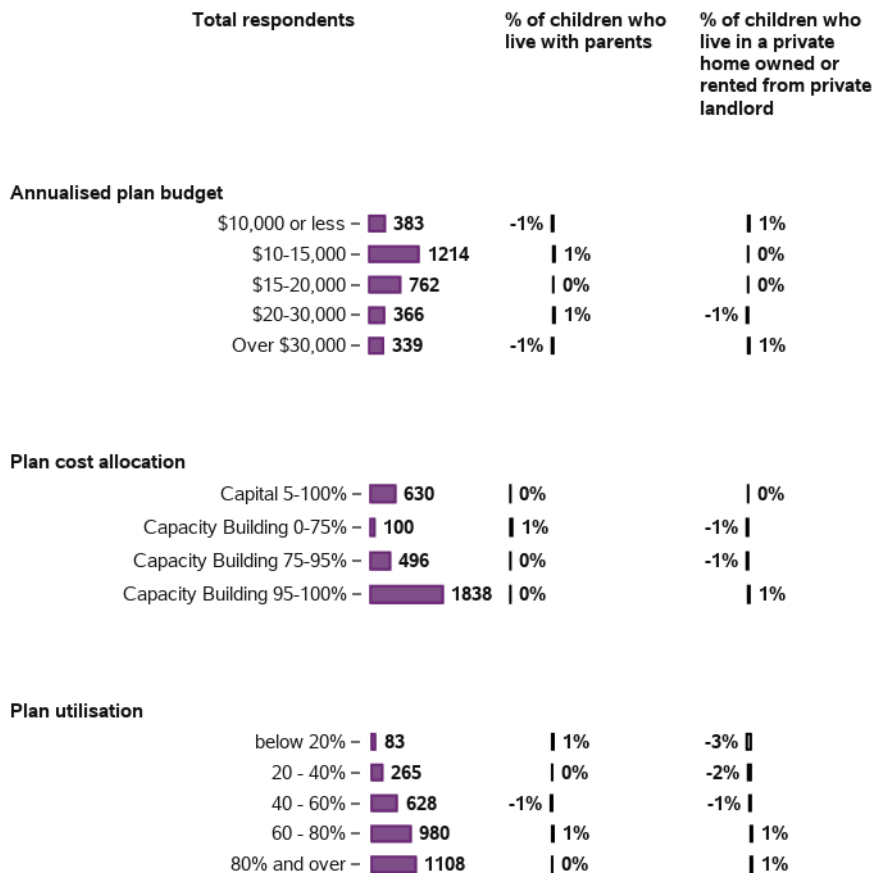
Appendix E.7.1 - Participant Information

Change in longitudinal indicators from baseline to second review for SF - by participant characteristics (continued)

	Total respondents	% of children who live with parents	% of children who live in a private home owned or rented from private landlord
CALD Status			
CALD	179	2%	2%
Non-CALD	2883	0%	0%
State/ Territory			
NSW	1322	1%	1%
VIC	1057	0%	0%
QLD	317	-2%	-2%
WA	21	0%	-10%
SA	234	1%	2%
TAS	low count		
ACT	100	-1%	-2%
NT	low count		
Remoteness			
Major Cities	1993	0%	0%
Regional (population greater than 50000)	437	-1%	0%
Regional (population between 15000 and 50000)	279	0%	-1%
Regional (population between 5000 and 15000)	124	0%	4%
Regional (population less than 5000)	210	0%	1%
Remote/Very Remote	21	5%	
Scheme Access Criteria			
Disability Met	1438	0%	0%
Benefit from EI	1602	0%	1%
Scheme Entry Type			
New	1705	0%	0%
State	1094	1%	0%
Commonwealth	265	0%	0%
Plan management type			
Agency Managed	1264	1%	1%
Plan Managed	281	0%	0%
Self Managed Fully	480	-1%	0%
Self Managed Partly	1039	0%	0%

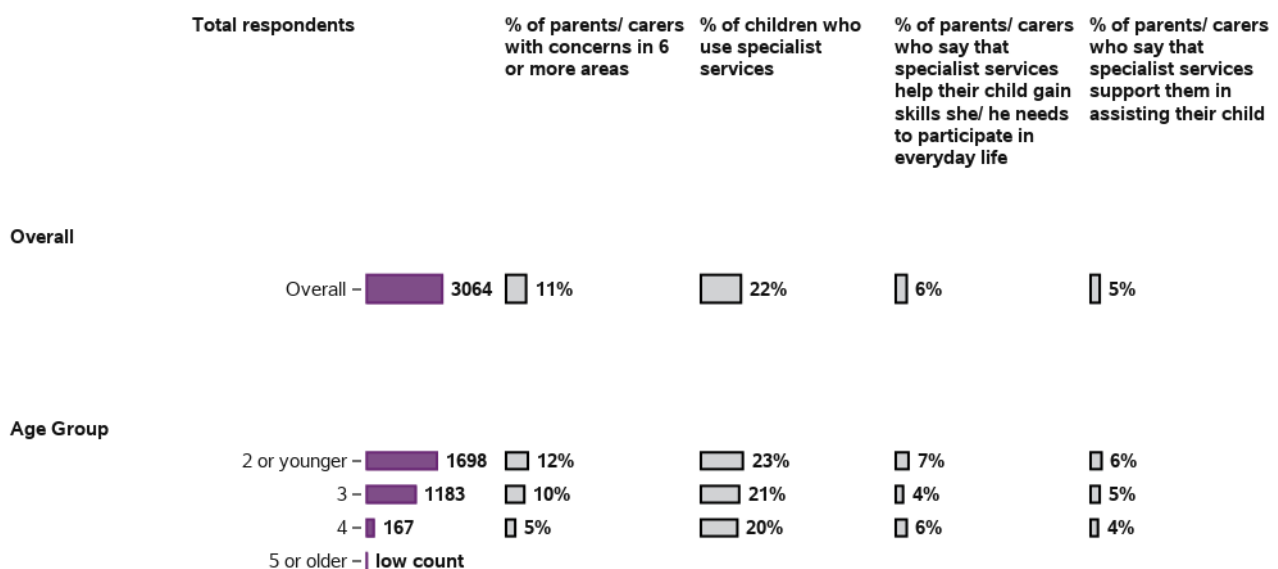
Appendix E.7.1 - Participant Information

Change in longitudinal indicators from baseline to second review for SF - by participant characteristics (continued)



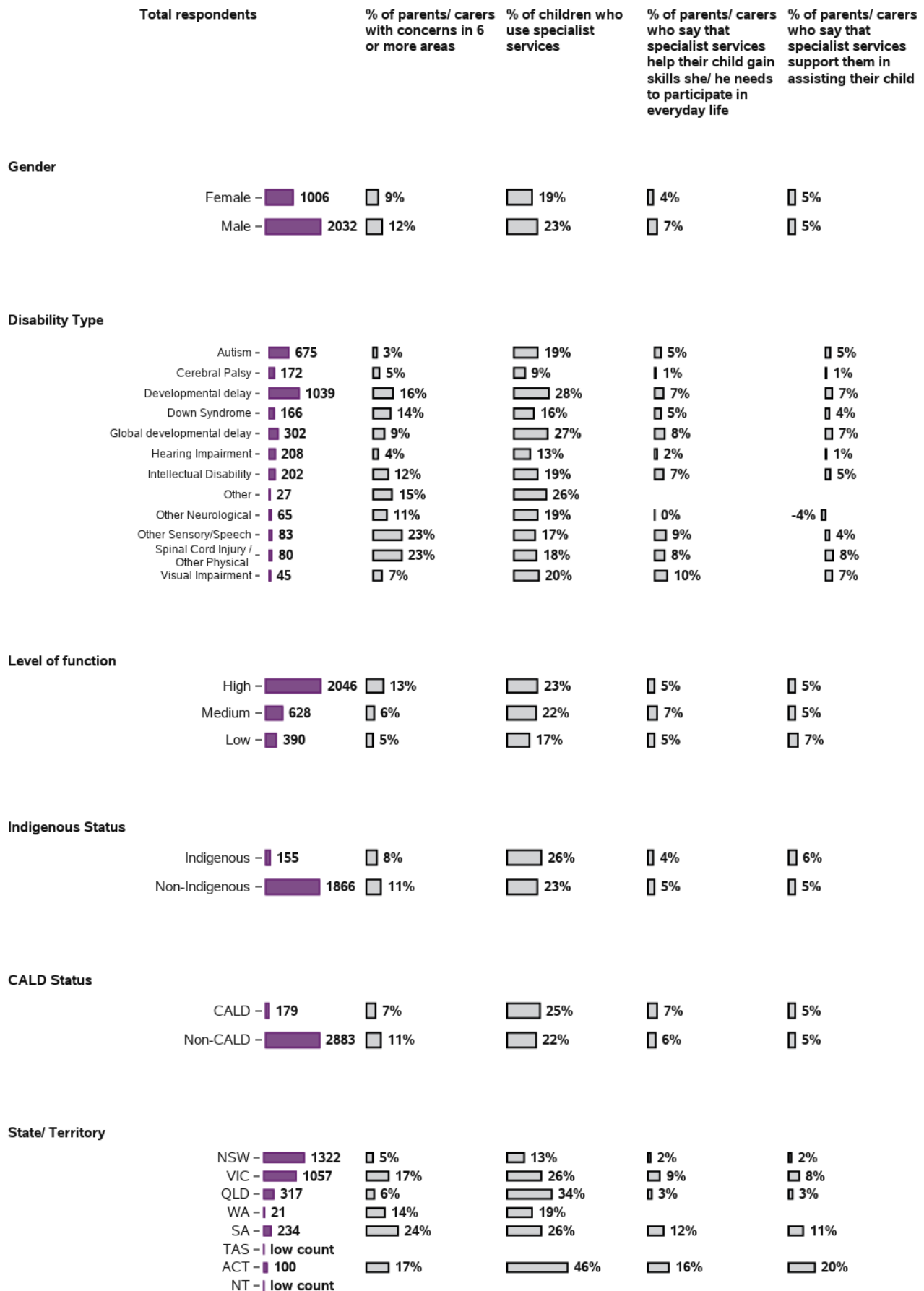
Appendix E.7.2 - Daily living

Change in longitudinal indicators from baseline to second review for SF - by participant characteristics



Appendix E.7.2 - Daily living

Change in longitudinal indicators from baseline to second review for SF - by participant characteristics (continued)



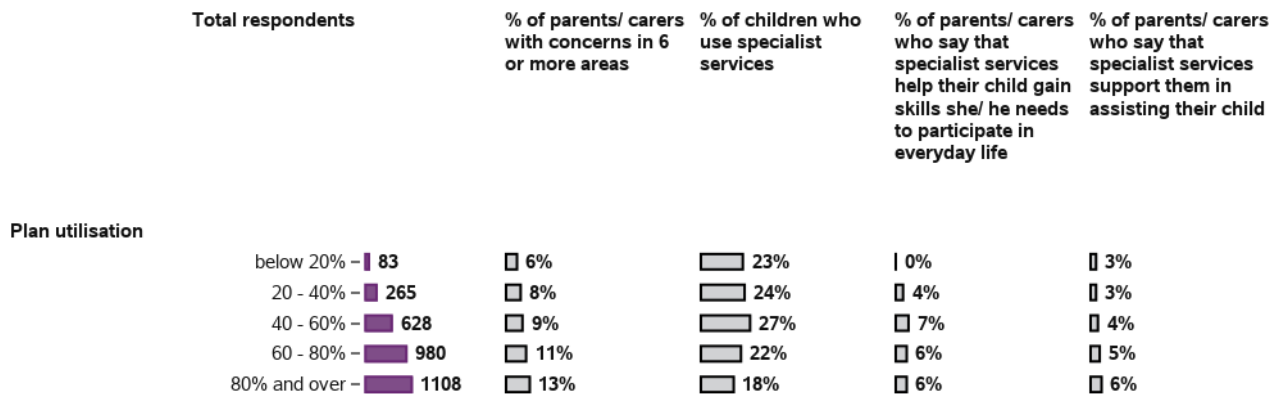
Appendix E.7.2 - Daily living

Change in longitudinal indicators from baseline to second review for SF - by participant characteristics (continued)

Total respondents	% of parents/ carers with concerns in 6 or more areas	% of children who use specialist services	% of parents/ carers who say that specialist services help their child gain skills she/ he needs to participate in everyday life	% of parents/ carers who say that specialist services support them in assisting their child
Remoteness				
Major Cities - 1993	11%	21%	6%	6%
Regional (population greater than 50000) - 437	9%	31%	5%	4%
Regional (population between 15000 and 50000) - 279	10%	14%	4%	3%
Regional (population between 5000 and 15000) - 124	7%	20%	0%	2%
Regional (population less than 5000) - 210	13%	23%	5%	3%
Remote/Very Remote - 21	29%	10%		
Scheme Access Criteria				
Disability Met - 1438	11%	15%	4%	4%
Benefit from EI - 1602	11%	28%	7%	6%
Scheme Entry Type				
New - 1705	12%	32%	8%	7%
State - 1094	10%	10%	4%	4%
Commonwealth - 265	6%	6%	2%	2%
Plan management type				
Agency Managed - 1264	10%	29%	7%	6%
Plan Managed - 281	17%	16%	7%	6%
Self Managed Fully - 480	11%	14%	3%	4%
Self Managed Partly - 1039	11%	18%	6%	5%
Annualised plan budget				
\$10,000 or less - 383	15%	33%	5%	4%
\$10-15,000 - 1214	14%	25%	6%	6%
\$15-20,000 - 762	8%	20%	6%	6%
\$20-30,000 - 366	10%	15%	5%	5%
Over \$30,000 - 339	4%	9%	6%	3%
Plan cost allocation				
Capital 5-100% - 630	11%	14%	6%	4%
Capacity Building 0-75% - 100	15%	20%	14%	12%
Capacity Building 75-95% - 496	12%	20%	7%	6%
Capacity Building 95-100% - 1838	11%	25%	5%	5%

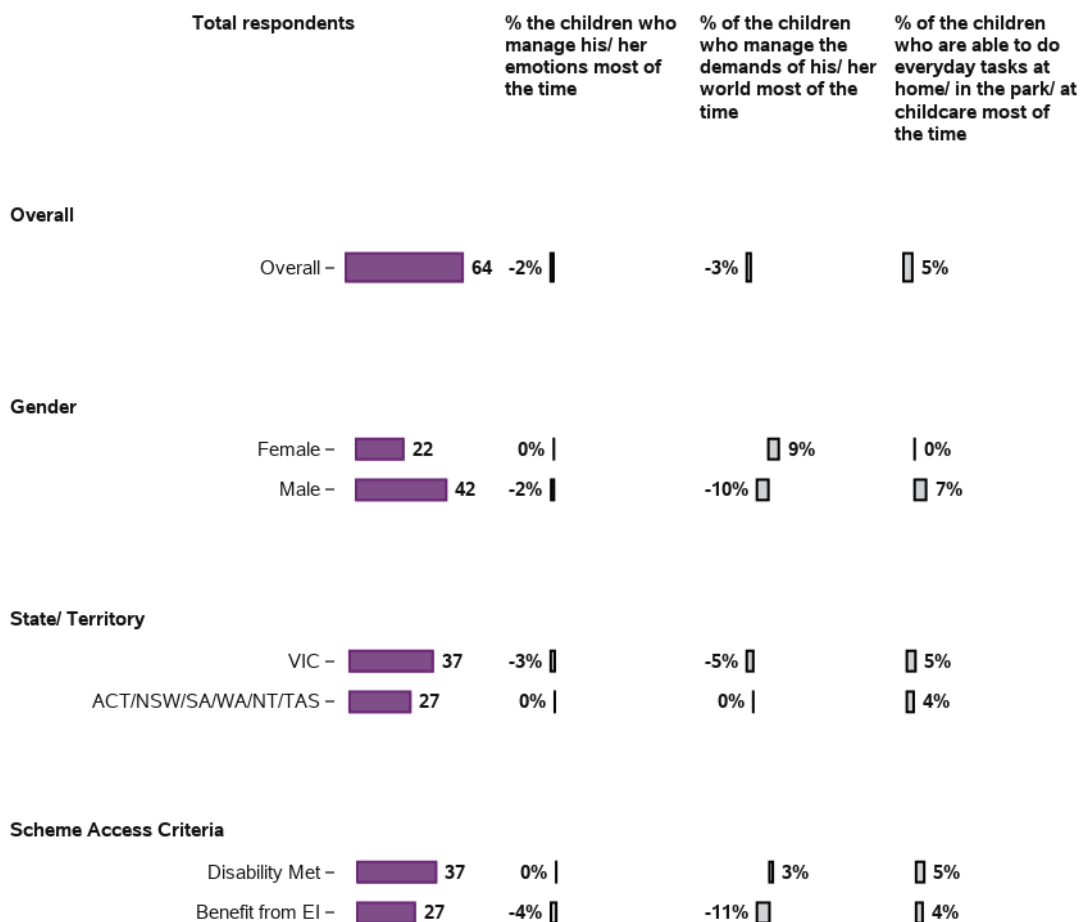
Appendix E.7.2 - Daily living

Change in longitudinal indicators from baseline to second review for SF - by participant characteristics (continued)



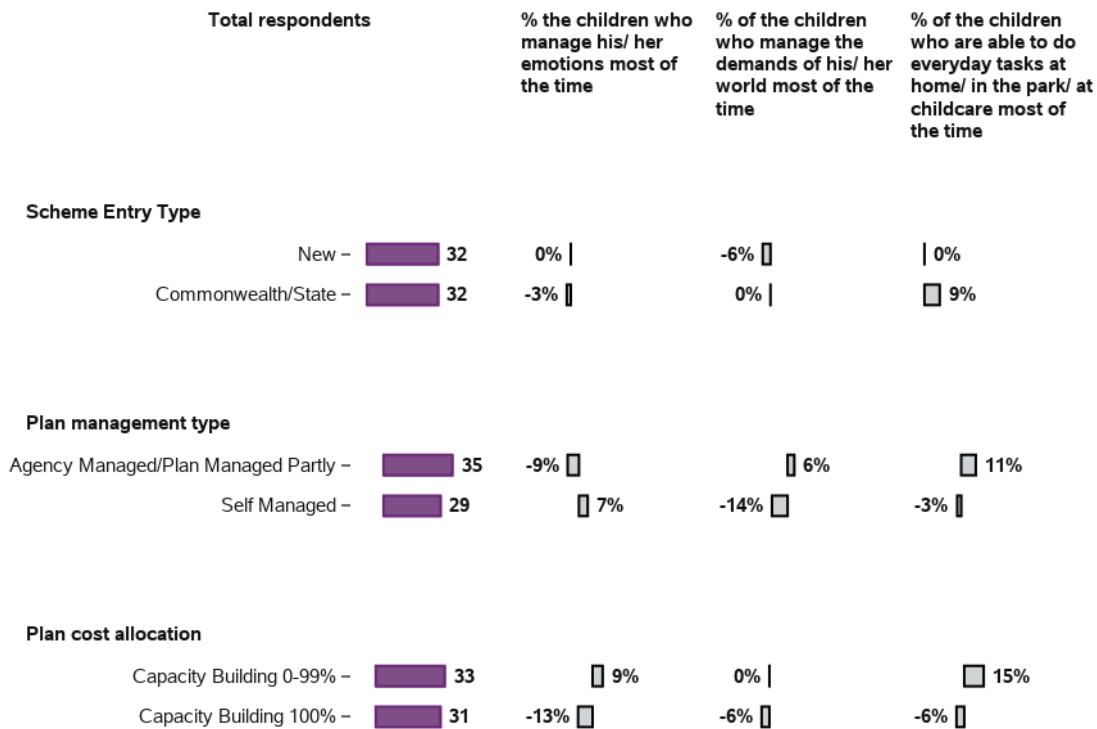
Appendix E.7.2 - Daily living

Change in longitudinal indicators from baseline to second review for LF - by participant characteristics



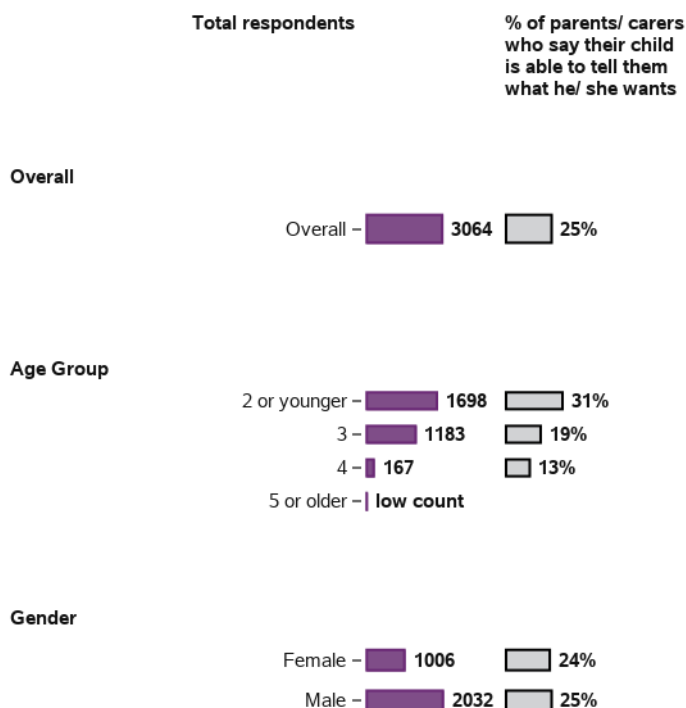
Appendix E.7.2 - Daily living

Change in longitudinal indicators from baseline to second review for LF - by participant characteristics (continued)



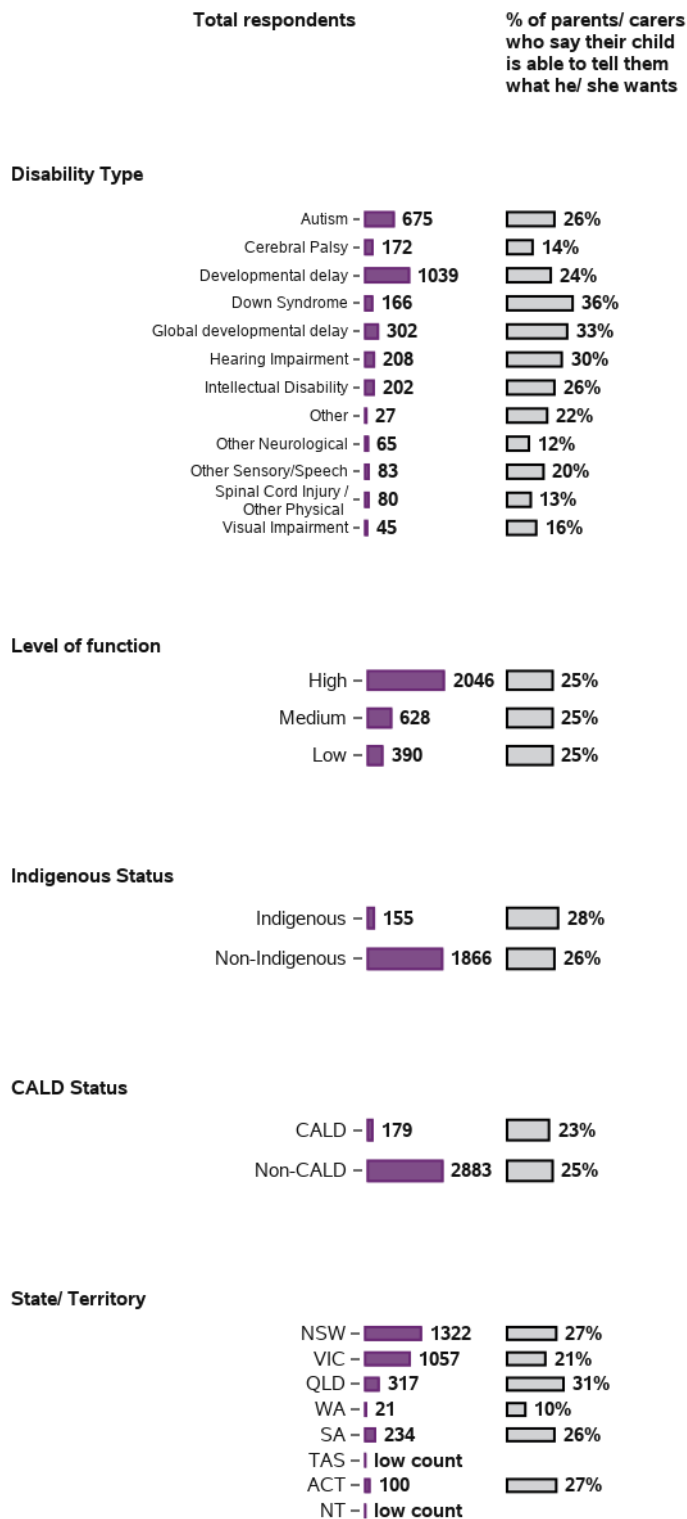
Appendix E.7.3 - Choice and control

Change in longitudinal indicators from baseline to second review for SF - by participant characteristics



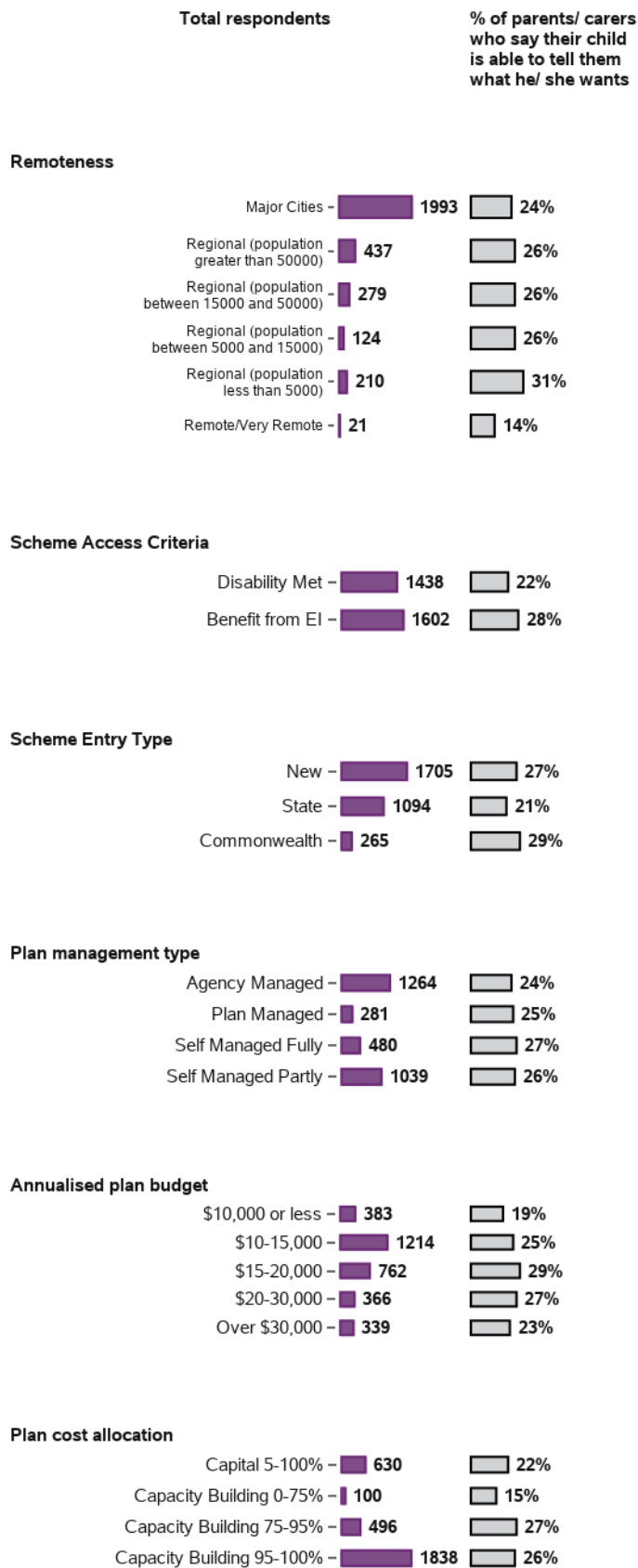
Appendix E.7.3 - Choice and control

Change in longitudinal indicators from baseline to second review for SF - by participant characteristics (continued)



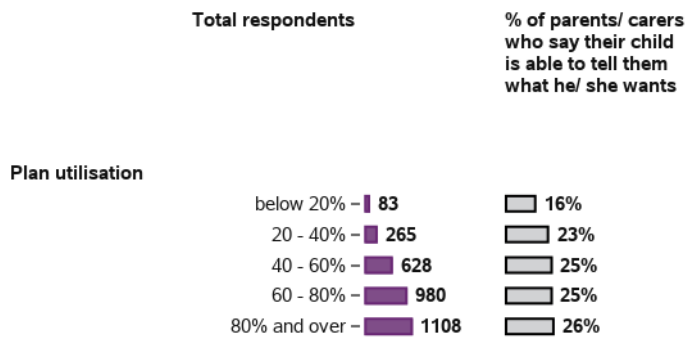
Appendix E.7.3 - Choice and control

Change in longitudinal indicators from baseline to second review for SF - by participant characteristics (continued)



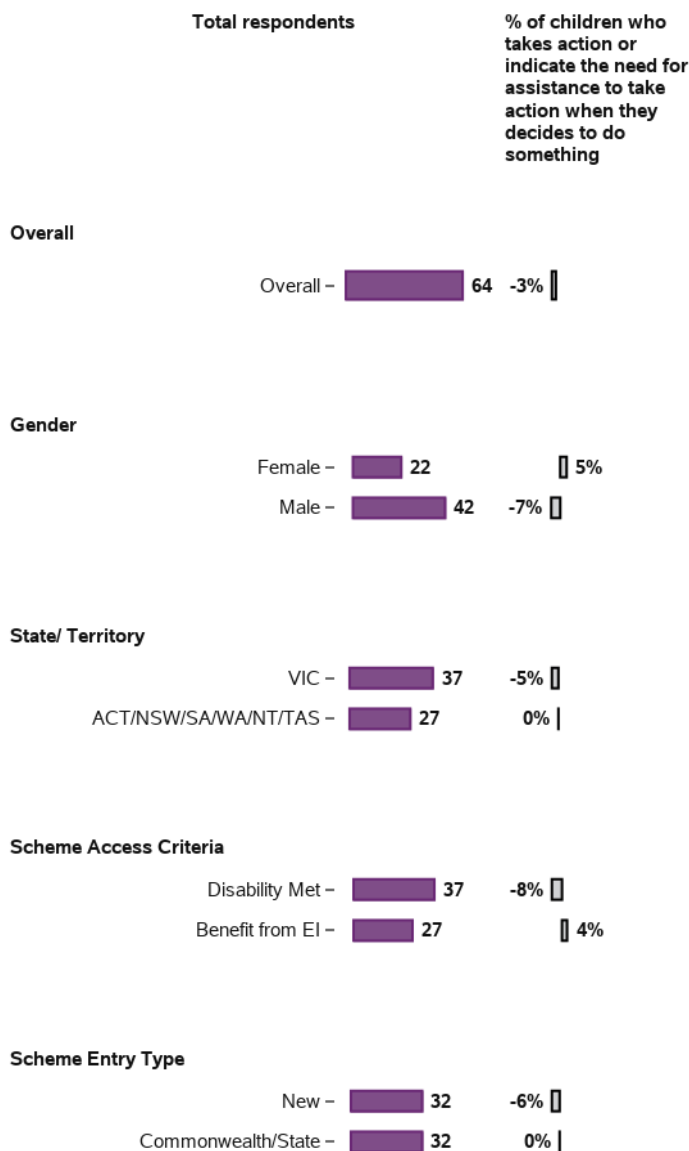
Appendix E.7.3 - Choice and control

Change in longitudinal indicators from baseline to second review for SF - by participant characteristics (continued)



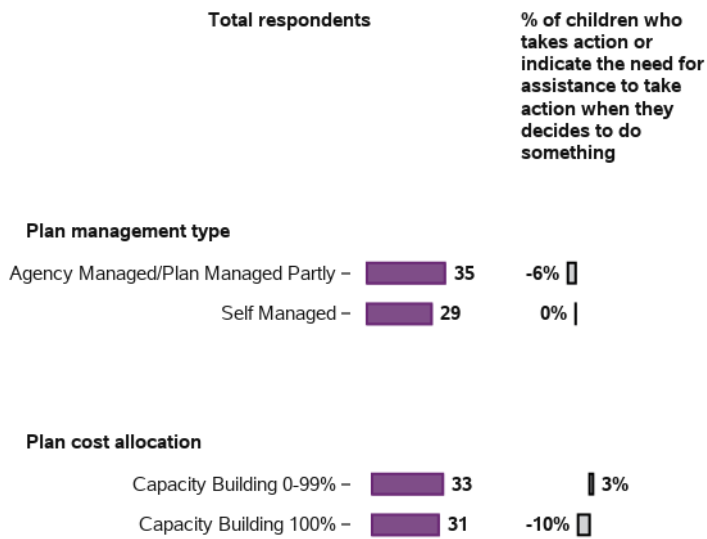
Appendix E.7.3 - Choice and control

Change in longitudinal indicators from baseline to second review for LF - by participant characteristics



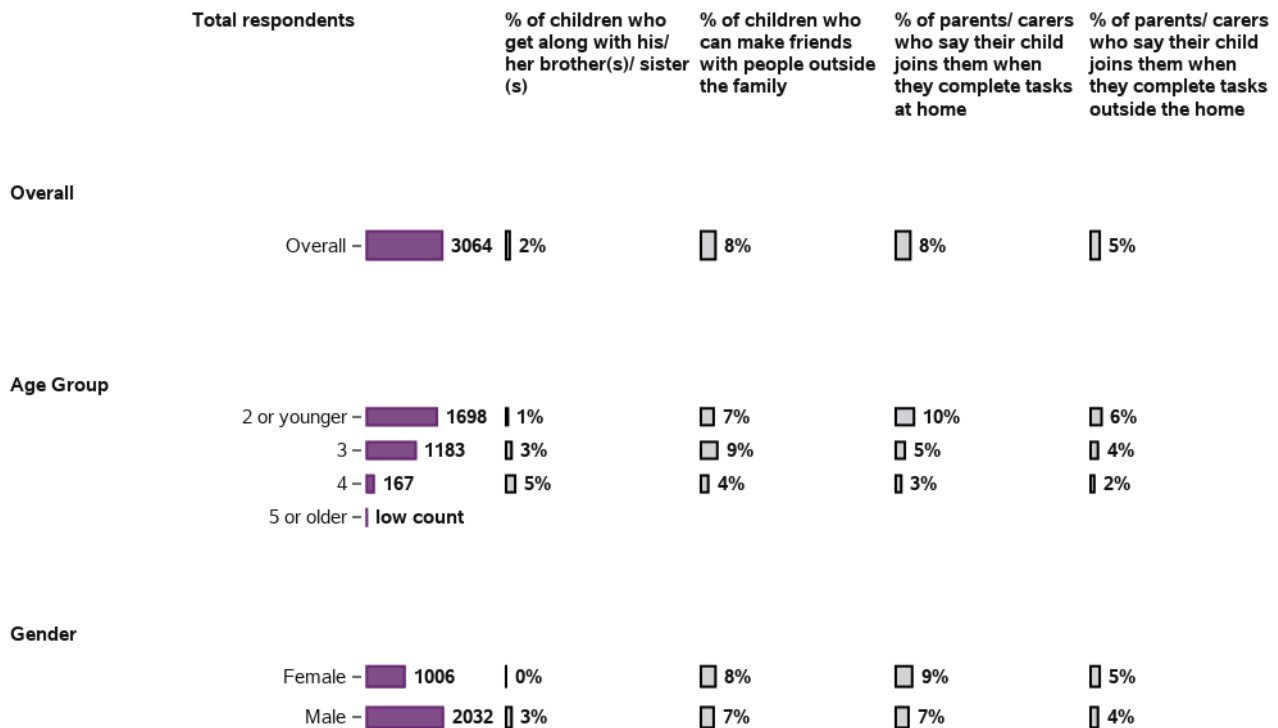
Appendix E.7.3 - Choice and control

Change in longitudinal indicators from baseline to second review for LF - by participant characteristics (continued)



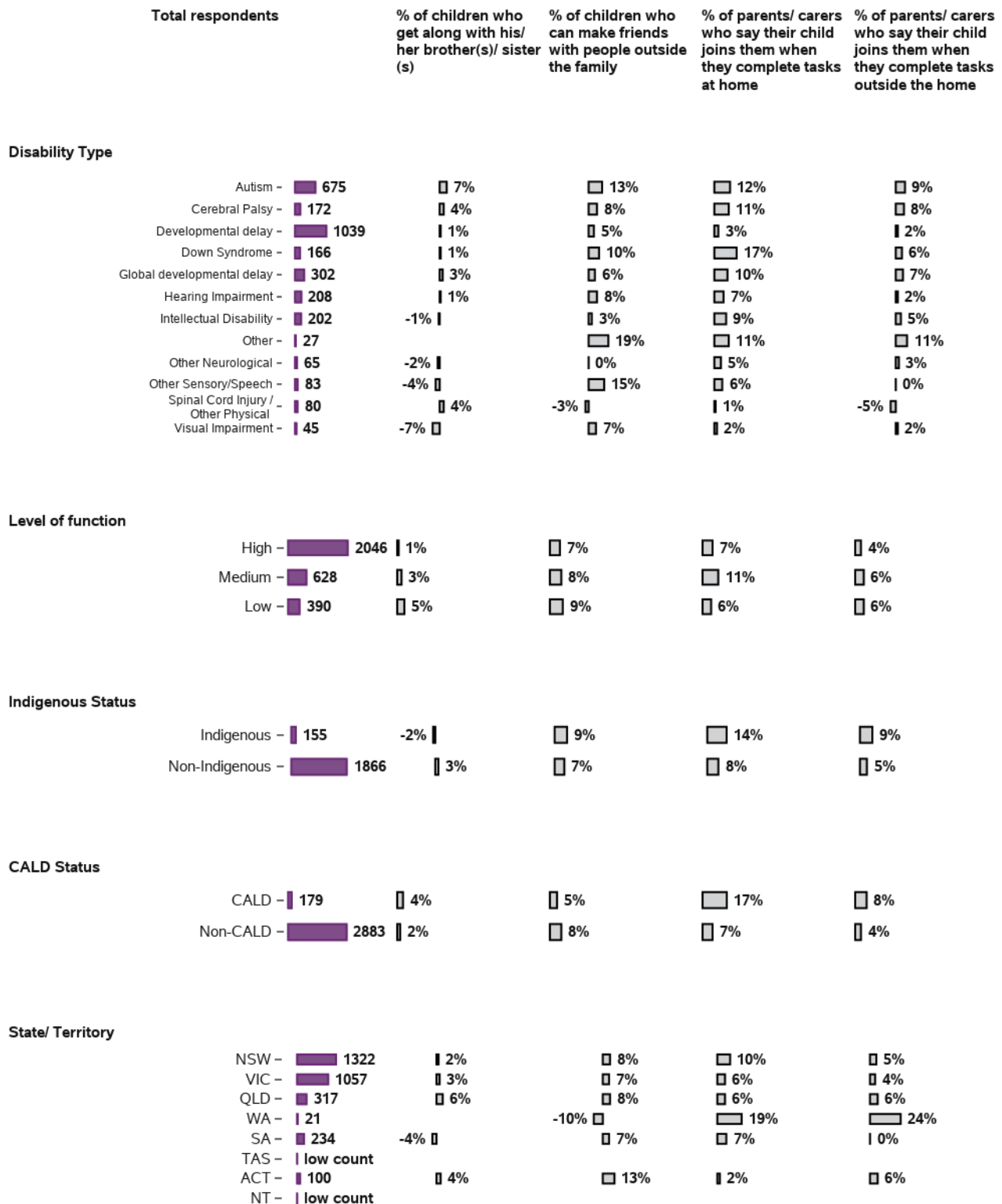
Appendix E.7.4 - Relationships

Change in longitudinal indicators from baseline to second review for SF - by participant characteristics



Appendix E.7.4 - Relationships

Change in longitudinal indicators from baseline to second review for SF - by participant characteristics (continued)



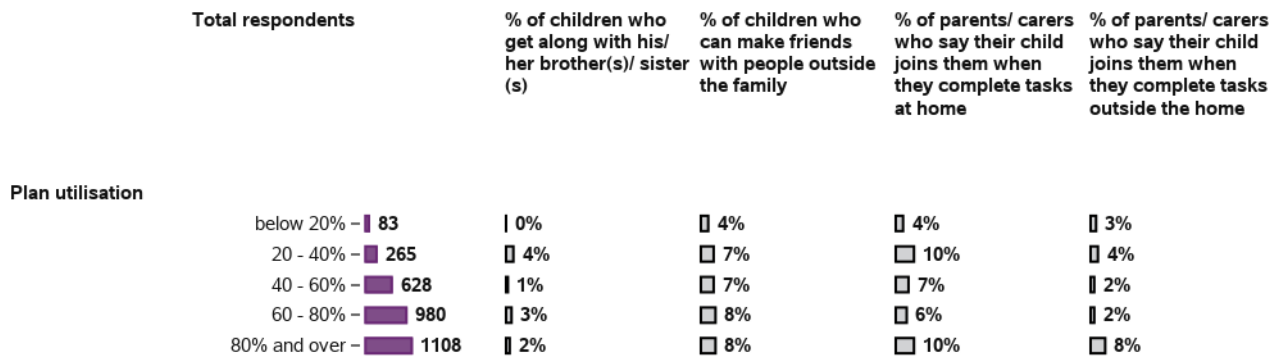
Appendix E.7.4 - Relationships

Change in longitudinal indicators from baseline to second review for SF - by participant characteristics (continued)

Total respondents	% of children who get along with his/her brother(s)/ sister (s)	% of children who can make friends with people outside the family	% of parents/ carers who say their child joins them when they complete tasks at home	% of parents/ carers who say their child joins them when they complete tasks outside the home
Remoteness				
Major Cities - 1993	2%	8%	8%	5%
Regional (population greater than 50000) - 437	4%	7%	6%	7%
Regional (population between 15000 and 50000) - 279	-2%	6%	6%	1%
Regional (population between 5000 and 15000) - 124	-5%	8%	3%	4%
Regional (population less than 5000) - 210	6%	8%	10%	0%
Remote/Very Remote - 21		-5%	0%	0%
Scheme Access Criteria				
Disability Met - 1438	3%	8%	7%	5%
Benefit from EI - 1602	1%	7%	8%	4%
Scheme Entry Type				
New - 1705	3%	7%	6%	3%
State - 1094	1%	9%	9%	4%
Commonwealth - 265	3%	6%	13%	13%
Plan management type				
Agency Managed - 1264	3%	6%	5%	3%
Plan Managed - 281	-2%	9%	8%	0%
Self Managed Fully - 480	5%	14%	13%	10%
Self Managed Partly - 1039	1%	7%	8%	5%
Annualised plan budget				
\$10,000 or less - 383	-2%	2%	4%	2%
\$10-15,000 - 1214	1%	8%	6%	4%
\$15-20,000 - 762	3%	9%	11%	5%
\$20-30,000 - 366	1%	10%	10%	4%
Over \$30,000 - 339	9%	9%	6%	9%
Plan cost allocation				
Capital 5-100% - 630	1%	6%	7%	3%
Capacity Building 0-75% - 100	1%	0%	4%	2%
Capacity Building 75-95% - 496	4%	9%	7%	5%
Capacity Building 95-100% - 1838	2%	8%	8%	5%

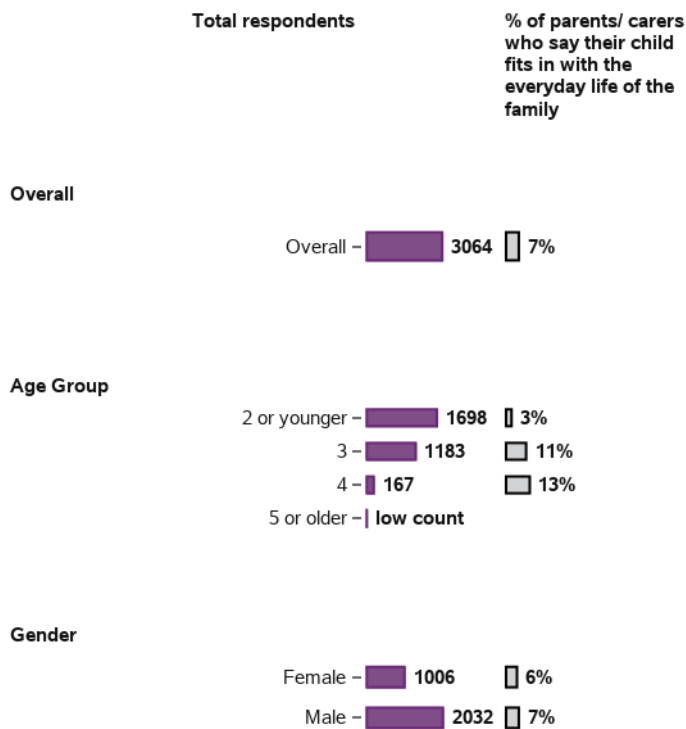
Appendix E.7.4 - Relationships

Change in longitudinal indicators from baseline to second review for SF - by participant characteristics (continued)



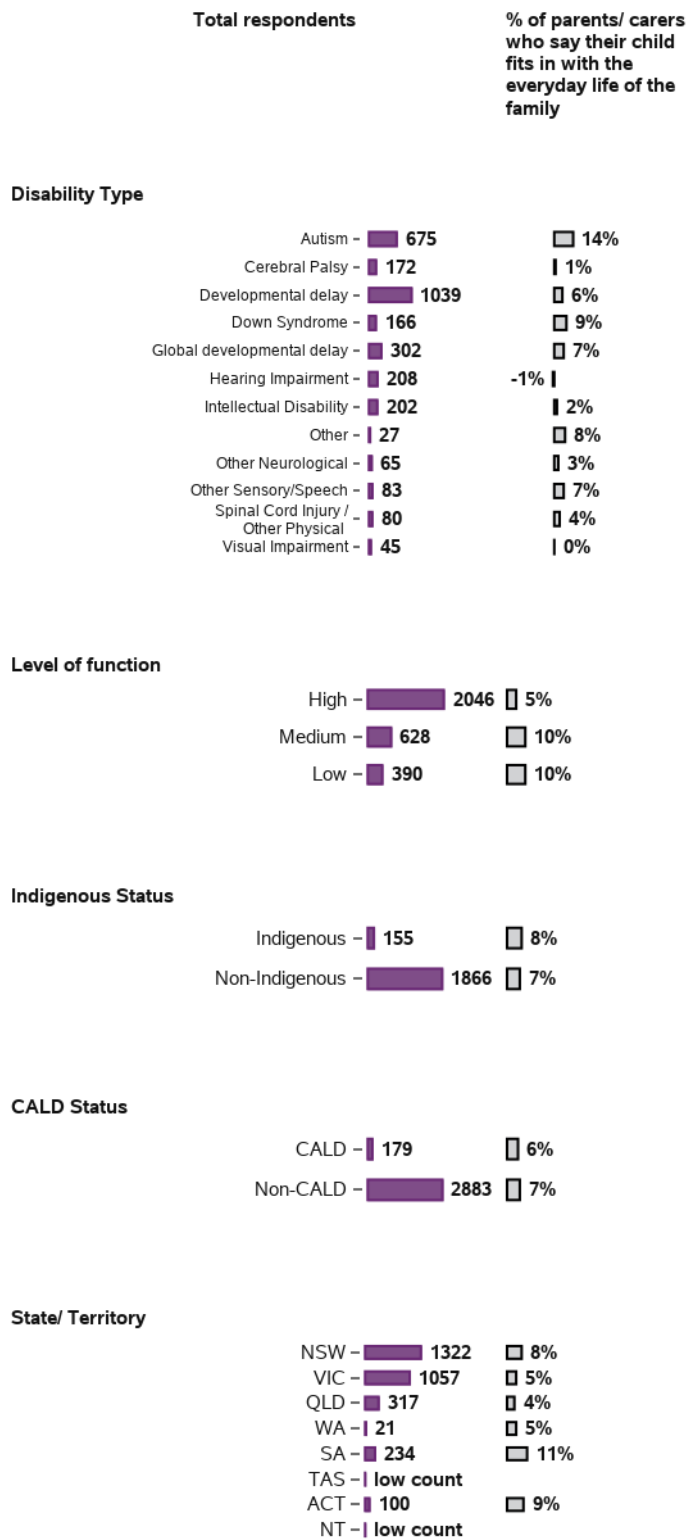
Appendix E.7.4 - Relationships

Change in longitudinal indicators from baseline to second review for SF - by participant characteristics (continued)



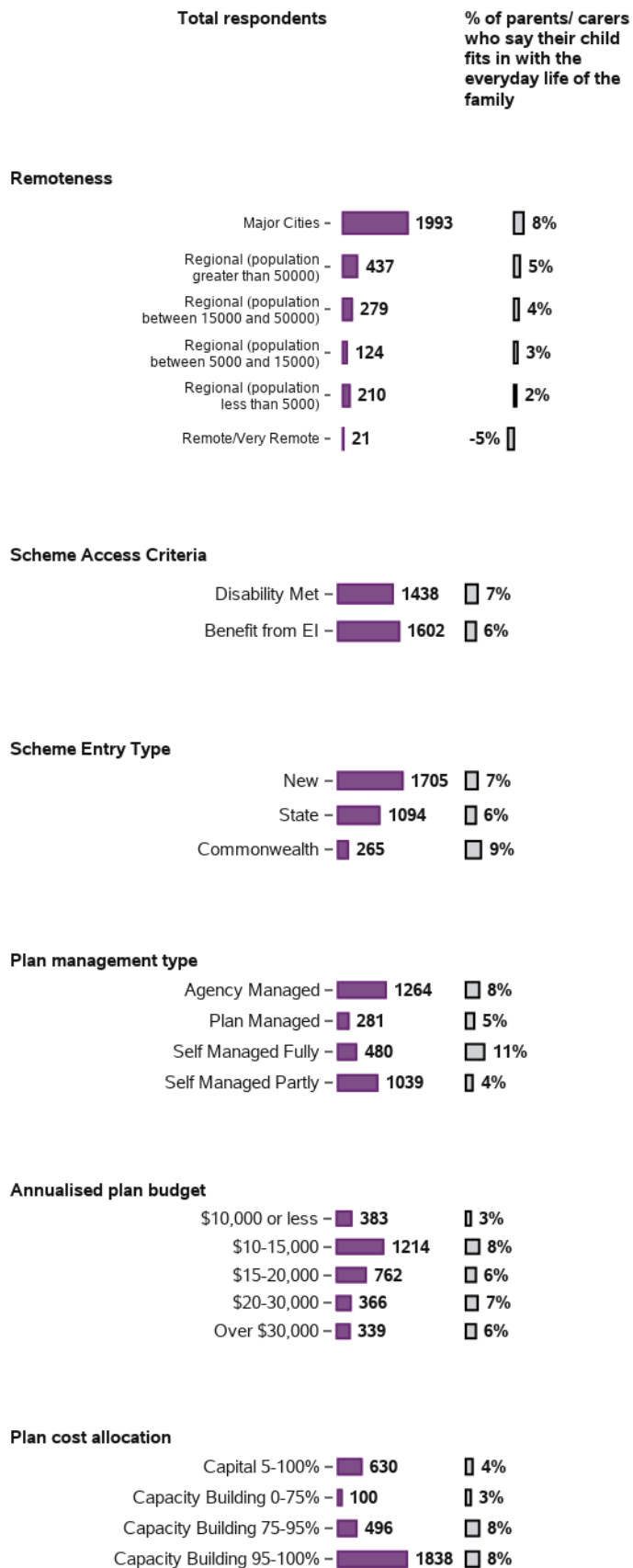
Appendix E.7.4 - Relationships

Change in longitudinal indicators from baseline to second review for SF - by participant characteristics (continued)



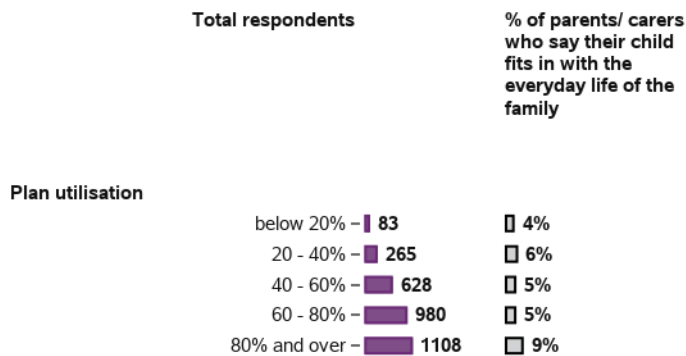
Appendix E.7.4 - Relationships

Change in longitudinal indicators from baseline to second review for SF - by participant characteristics (continued)



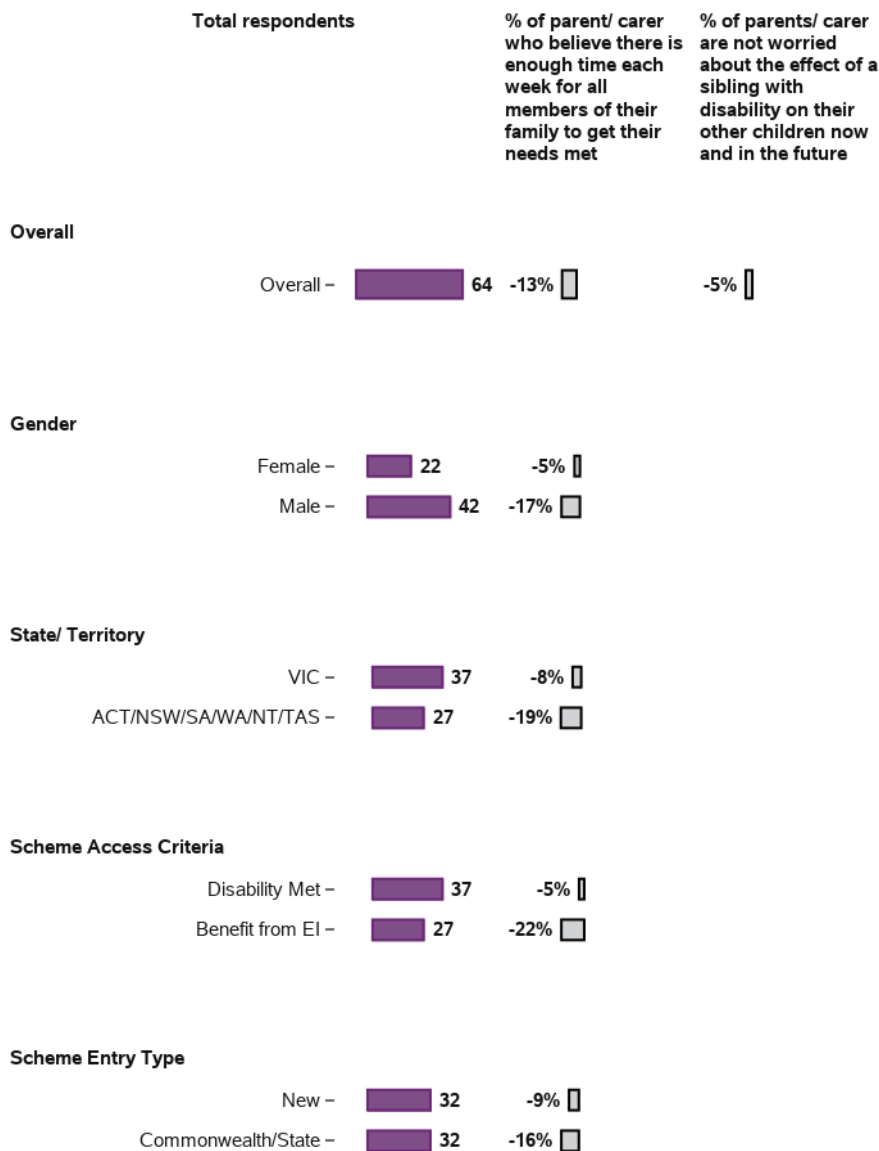
Appendix E.7.4 - Relationships

Change in longitudinal indicators from baseline to second review for SF - by participant characteristics (continued)



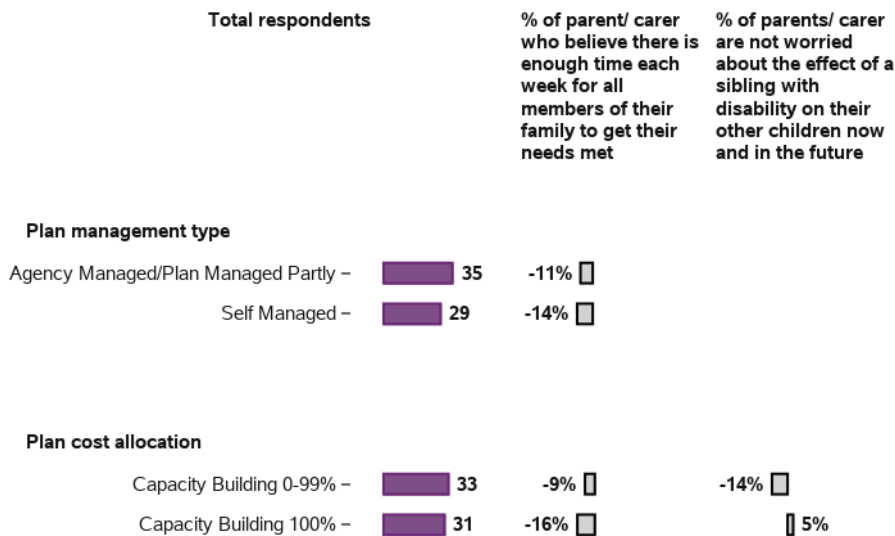
Appendix E.7.4 - Relationships

Change in longitudinal indicators from baseline to second review for LF - by participant characteristics



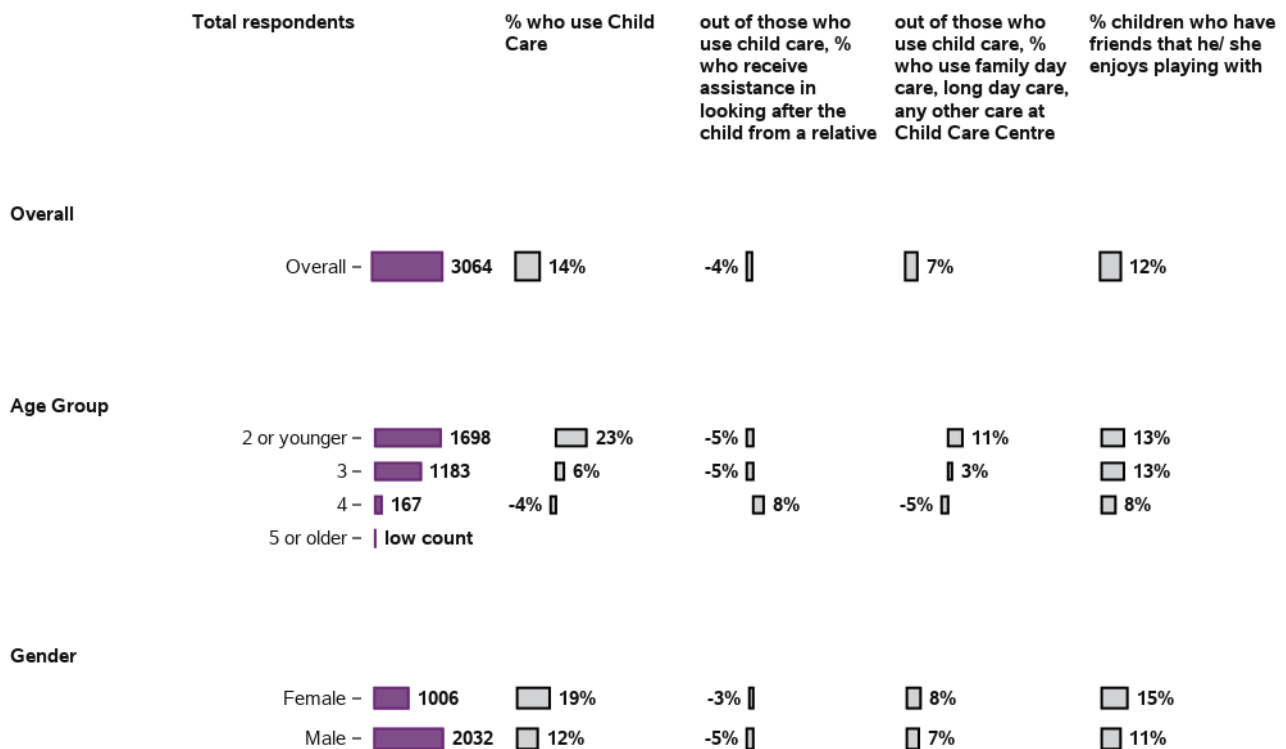
Appendix E.7.4 - Relationships

Change in longitudinal indicators from baseline to second review for LF - by participant characteristics (continued)



Appendix E.7.5 - Social, community and civic participation

Change in longitudinal indicators from baseline to second review for SF - by participant characteristics



Appendix E.7.5 - Social, community and civic participation

Change in longitudinal indicators from baseline to second review for SF - by participant characteristics (continued)

	Total respondents	% who use Child Care	out of those who use child care, % who receive assistance in looking after the child from a relative	out of those who use child care, % who use family day care, long day care, any other care at Child Care Centre	% children who have friends that he/ she enjoys playing with
Disability Type					
Autism -	675	4%	-9%	5%	13%
Cerebral Palsy -	172	25%	-2%	13%	10%
Developmental delay -	1039	12%	-3%	4%	13%
Down Syndrome -	166	23%	-5%	18%	12%
Global developmental delay -	302	16%	-3%	6%	9%
Hearing Impairment -	208	24%	-1%	13%	17%
Intellectual Disability -	202	25%	-5%	9%	11%
Other -	27	19%			11%
Other Neurological -	65	22%			8%
Other Sensory/Speech -	83	16%			18%
Spinal Cord Injury / _	80	19%	-16%	12%	5%
Other Physical					
Visual Impairment -	45	23%			11%
Level of function					
High -	2046	16%	-3%	7%	13%
Medium -	628	10%	-6%	6%	12%
Low -	390	13%	-10%	7%	8%
Indigenous Status					
Indigenous -	155	22%	-12%	14%	18%
Non-Indigenous -	1866	13%	-3%	7%	12%
CALD Status					
CALD -	179	10%	-2%	6%	9%
Non-CALD -	2883	15%	-5%	7%	13%
State/ Territory					
NSW -	1322	20%	-4%	9%	12%
VIC -	1057	5%	-3%	5%	11%
QLD -	317	21%	-6%	1%	16%
WA -	21	24%			0%
SA -	234	11%	-9%	6%	16%
TAS -	low count				
ACT -	100	20%			23%
NT -	low count				


Appendix E.7.5 - Social, community and civic participation

Change in longitudinal indicators from baseline to second review for SF - by participant characteristics (continued)

	Total respondents	% who use Child Care	out of those who use child care, % who receive assistance in looking after the child from a relative	out of those who use child care, % who use family day care, long day care, any other care at Child Care Centre	% children who have friends that he/ she enjoys playing with
Remoteness					
Major Cities -	1993	15%	-4%	8%	12%
Regional (population greater than 50000) -	437	14%	-5%	8%	14%
Regional (population between 15000 and 50000) -	279	13%	-9%	5%	13%
Regional (population between 5000 and 15000) -	124	7%	-8%	3%	14%
Regional (population less than 5000) -	210	18%	1%	7%	12%
Remote/Very Remote -	21	10%			
Scheme Access Criteria					
Disability Met -	1438	12%	-3%	8%	12%
Benefit from EI -	1602	16%	-6%	6%	13%
Scheme Entry Type					
New -	1705	17%	-7%	6%	12%
State -	1094	11%	-2%	8%	13%
Commonwealth -	265	11%	0%	5%	13%
Plan management type					
Agency Managed -	1264	15%	-5%	8%	12%
Plan Managed -	281	17%	2%	3%	10%
Self Managed Fully -	480	12%	-3%	2%	15%
Self Managed Partly -	1039	14%	-7%	11%	12%
Annualised plan budget					
\$10,000 or less -	383	17%	0%	8%	13%
\$10-15,000 -	1214	14%	-4%	5%	13%
\$15-20,000 -	762	15%	-6%	6%	14%
\$20-30,000 -	366	12%	-6%	13%	12%
Over \$30,000 -	339	15%	-5%	7%	7%
Plan cost allocation					
Capital 5-100% -	630	20%	-1%	9%	12%
Capacity Building 0-75% -	100	3%	0%	7%	3%
Capacity Building 75-95% -	496	12%	-10%	7%	10%
Capacity Building 95-100% -	1838	14%	-4%	7%	14%

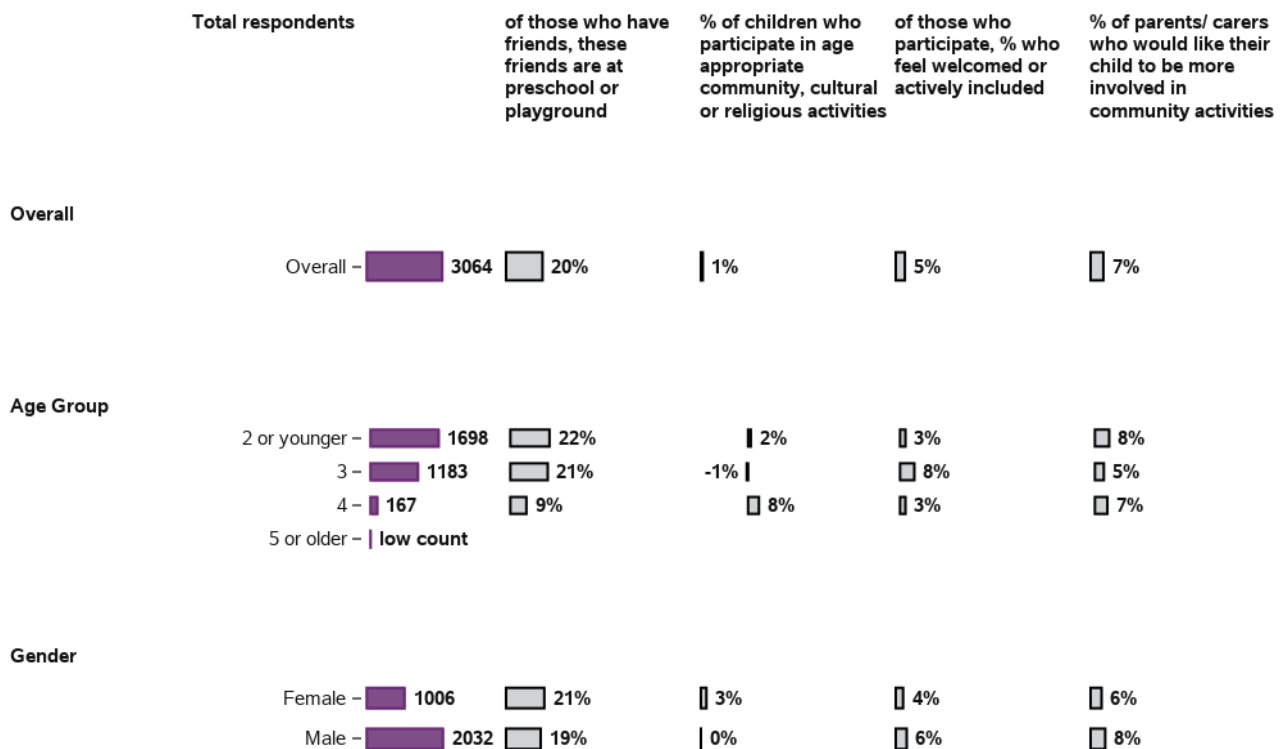
Appendix E.7.5 - Social, community and civic participation

Change in longitudinal indicators from baseline to second review for SF - by participant characteristics (continued)



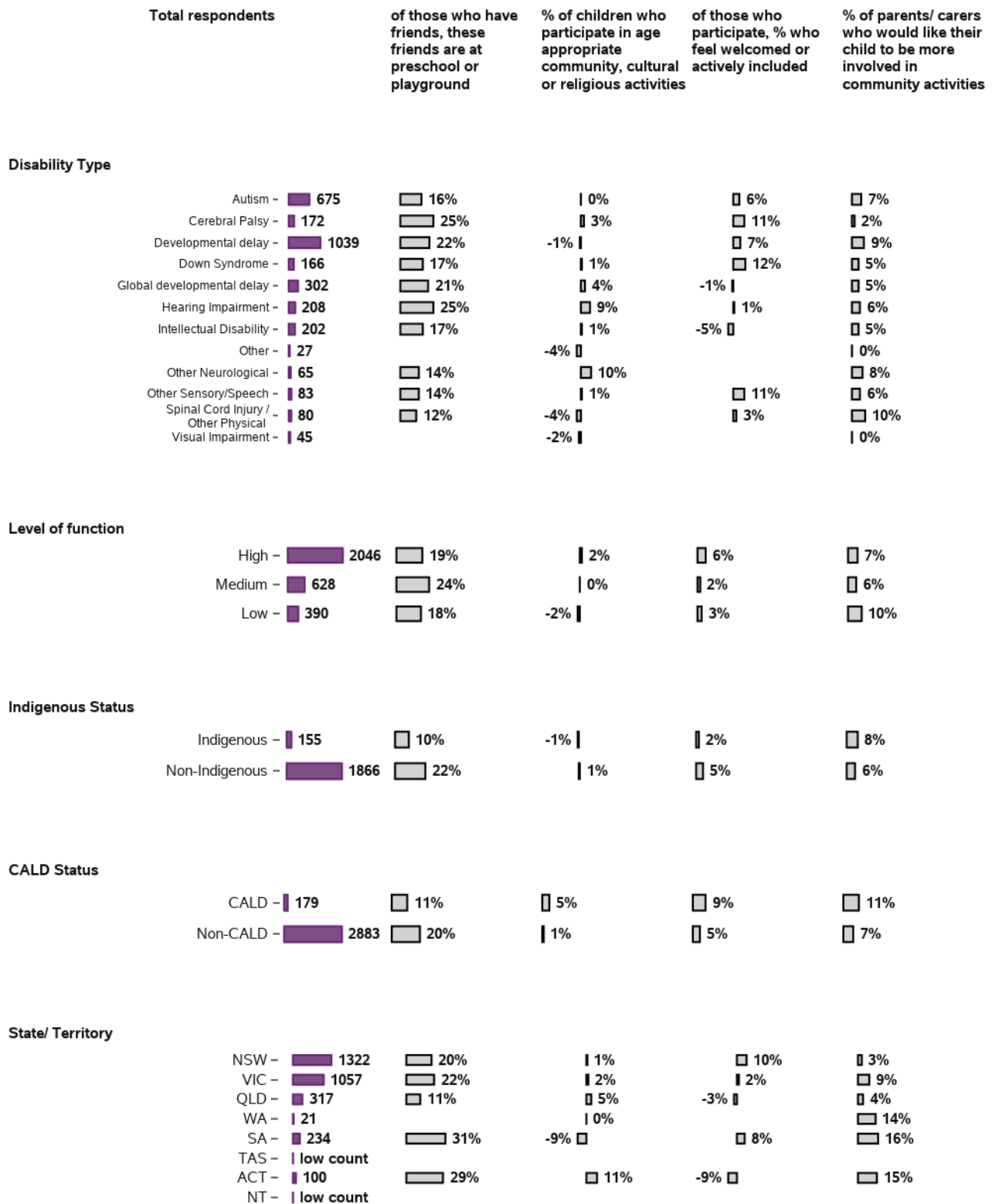
Appendix E.7.5 - Social, community and civic participation

Change in longitudinal indicators from baseline to second review for SF - by participant characteristics (continued)



Appendix E.7.5 - Social, community and civic participation

Change in longitudinal indicators from baseline to second review for SF - by participant characteristics (continued)



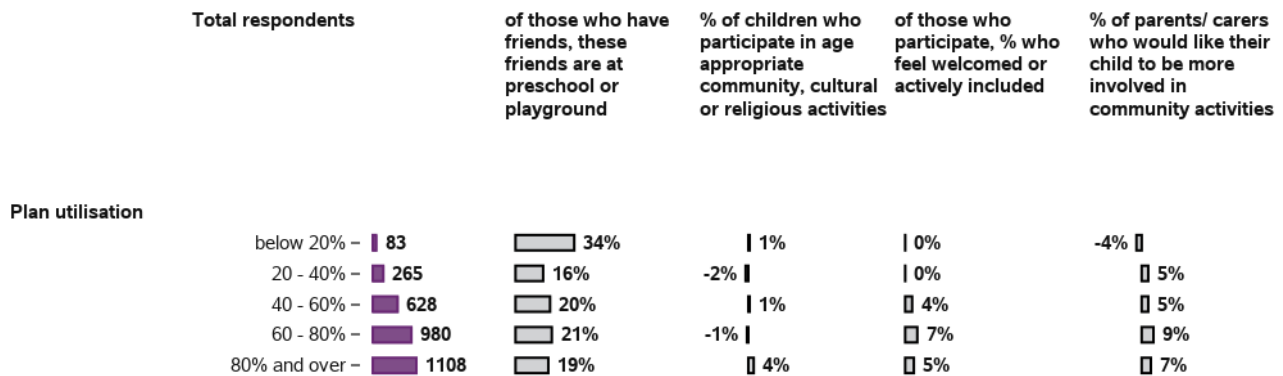
Appendix E.7.5 - Social, community and civic participation

Change in longitudinal indicators from baseline to second review for SF - by participant characteristics (continued)

Total respondents	of those who have friends, these friends are at preschool or playground	% of children who participate in age appropriate community, cultural or religious activities	of those who participate, % who feel welcomed or actively included	% of parents/ carers who would like their child to be more involved in community activities
Remoteness				
Major Cities - 1993	21%	1%	8%	8%
Regional (population greater than 50000) - 437	17%	1%	-1%	5%
Regional (population between 15000 and 50000) - 279	23%	-2%	3%	5%
Regional (population between 5000 and 15000) - 124	15%	1%	3%	7%
Regional (population less than 5000) - 210	22%	3%	-3%	5%
Remote/Very Remote - 21		0%		
Scheme Access Criteria				
Disability Met - 1438	21%	1%	6%	7%
Benefit from EI - 1602	20%	1%	4%	7%
Scheme Entry Type				
New - 1705	21%	1%	4%	8%
State - 1094	21%	2%	6%	6%
Commonwealth - 265	13%	1%	7%	6%
Plan management type				
Agency Managed - 1264	19%	-1%	6%	8%
Plan Managed - 281	15%	4%	-1%	9%
Self Managed Fully - 480	26%	3%	11%	3%
Self Managed Partly - 1039	20%	1%	3%	6%
Annualised plan budget				
\$10,000 or less - 383	22%	0%	6%	11%
\$10-15,000 - 1214	22%	0%	5%	7%
\$15-20,000 - 762	16%	2%	7%	5%
\$20-30,000 - 366	25%	3%	7%	7%
Over \$30,000 - 339	7%	2%	-2%	6%
Plan cost allocation				
Capital 5-100% - 630	16%	2%	3%	7%
Capacity Building 0-75% - 100	0%	-7%	0%	10%
Capacity Building 75-95% - 496	22%	3%	7%	8%
Capacity Building 95-100% - 1838	22%	1%	6%	6%

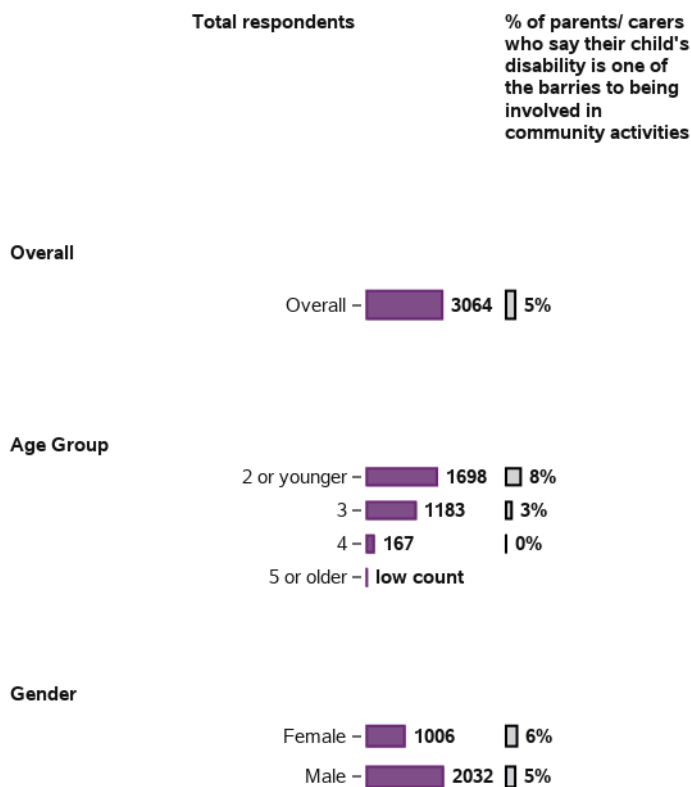
Appendix E.7.5 - Social, community and civic participation

Change in longitudinal indicators from baseline to second review for SF - by participant characteristics (continued)



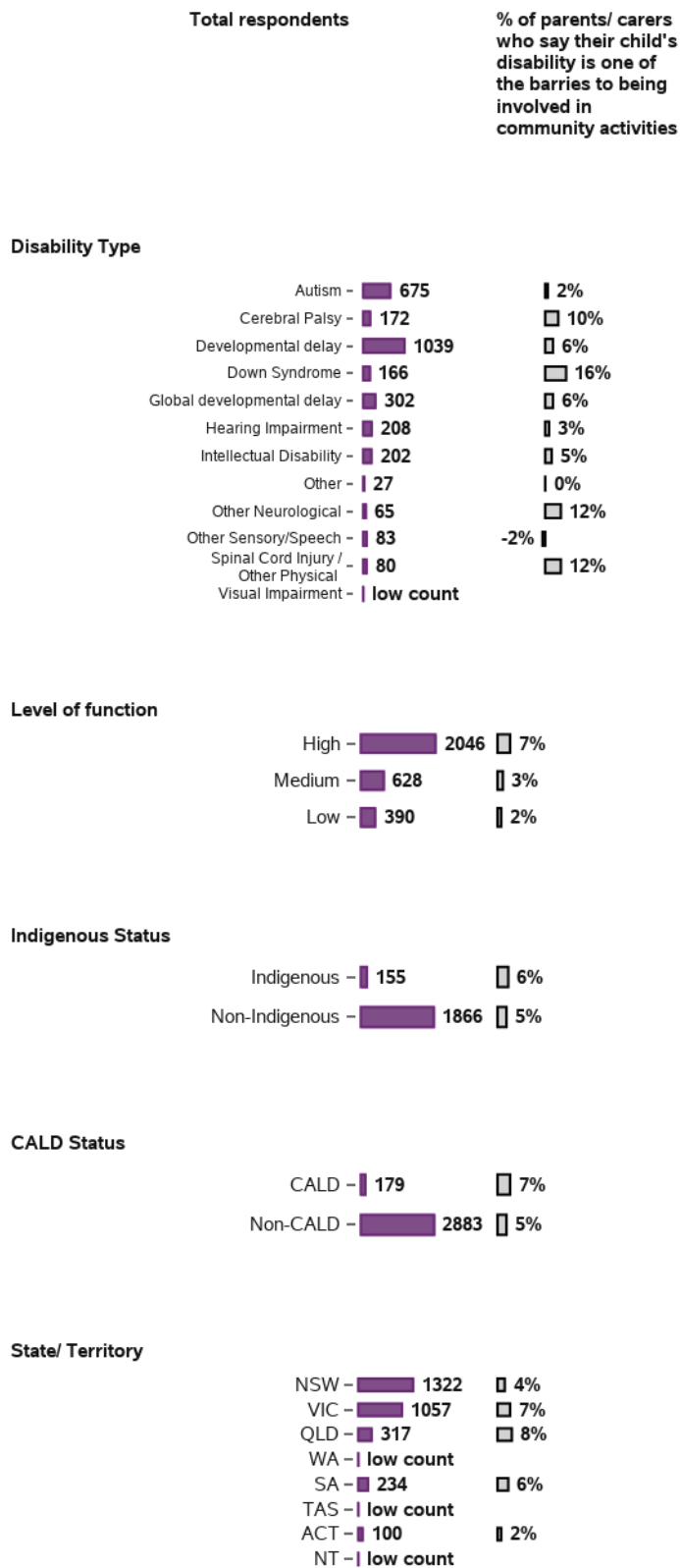
Appendix E.7.5 - Social, community and civic participation

Change in longitudinal indicators from baseline to second review for SF - by participant characteristics (continued)



Appendix E.7.5 - Social, community and civic participation

Change in longitudinal indicators from baseline to second review for SF - by participant characteristics (continued)

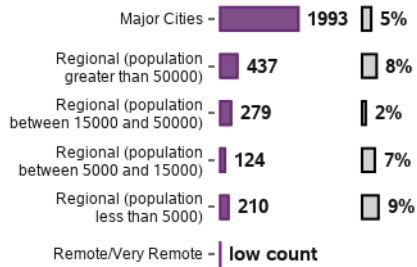


Appendix E.7.5 - Social, community and civic participation

Change in longitudinal indicators from baseline to second review for SF - by participant characteristics (continued)

Total respondents **% of parents/ carers who say their child's disability is one of the barriers to being involved in community activities**

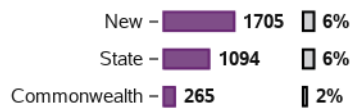
Remoteness



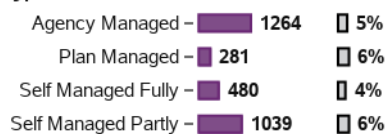
Scheme Access Criteria



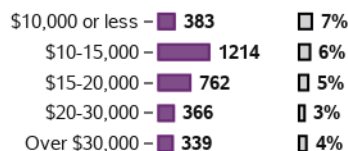
Scheme Entry Type




Plan management type



Annualised plan budget

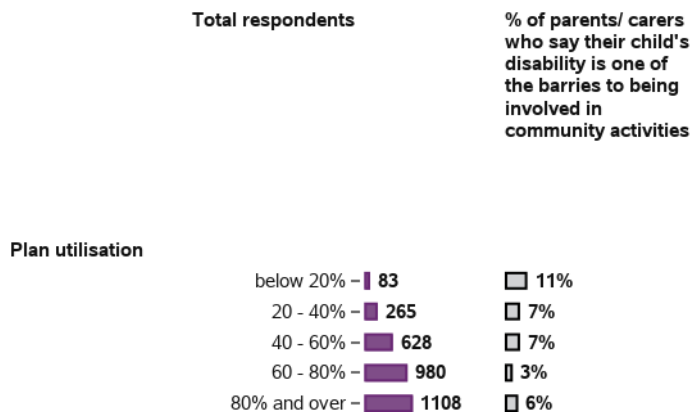


Plan cost allocation



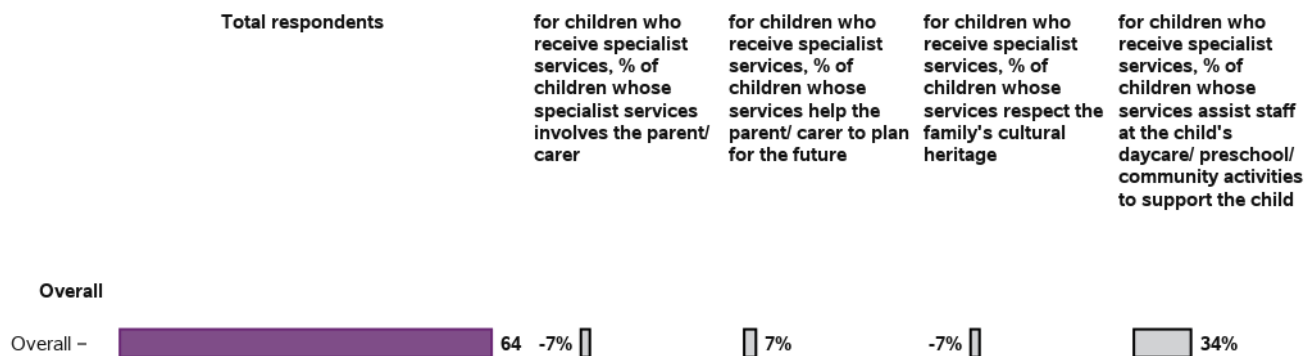
Appendix E.7.5 - Social, community and civic participation

Change in longitudinal indicators from baseline to second review for SF - by participant characteristics (continued)



Appendix E.7.6 - Specialist services

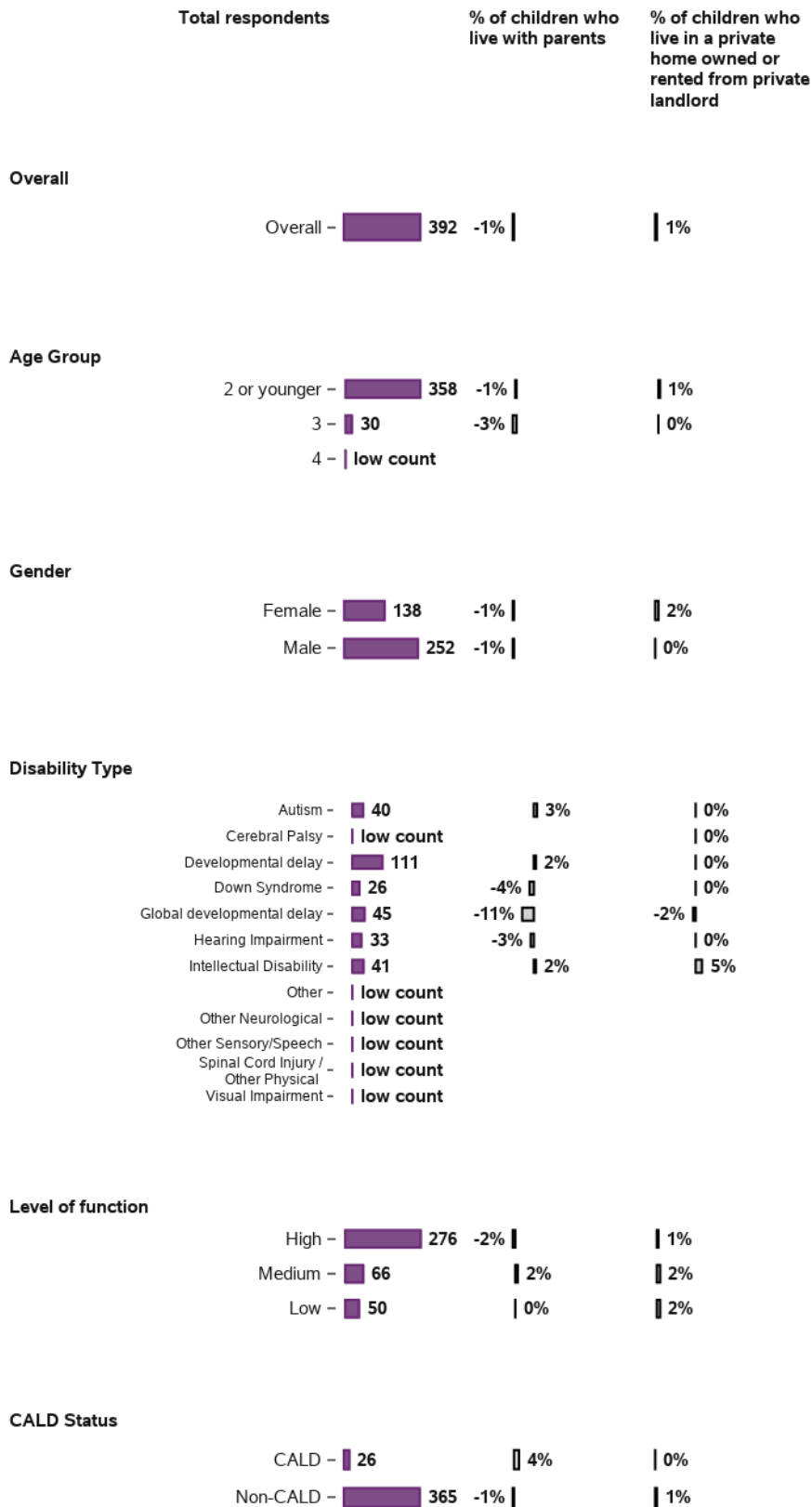
Change in longitudinal indicators from baseline to second review for LF - by participant characteristics



Appendix E.8 - Participants from birth to starting school - Change in longitudinal indicators from baseline to third review - C3 cohort - by participant characteristics

Appendix E.8.1 - Participant Information

Change in longitudinal indicators from baseline to third review for SF - by participant characteristics



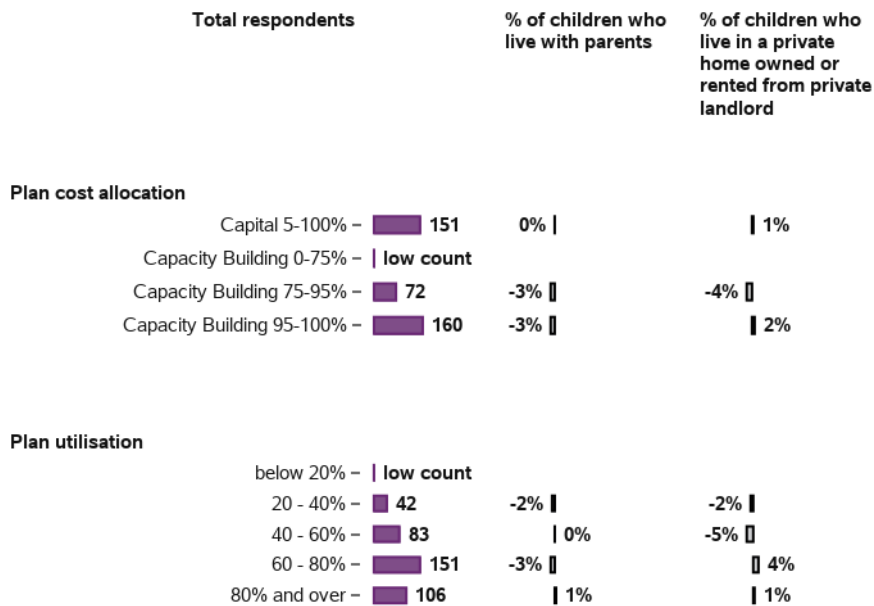
Appendix E.8.1 - Participant Information

Change in longitudinal indicators from baseline to third review for SF - by participant characteristics (continued)

	Total respondents	% of children who live with parents	% of children who live in a private home owned or rented from private landlord
State/ Territory			
NSW	108	-1%	0%
VIC	129	0%	3%
QLD	45	2%	0%
WA	low count		
SA	65	-5%	2%
ACT	31	-3%	4%
NT	low count		
Remoteness			
Major Cities	278	0%	2%
Regional (population greater than 50000)	63	-2%	-5%
Regional (population between 15000 and 50000)	24	-9%	4%
Regional (population between 5000 and 15000)	low count		
Regional (population less than 5000)	low count		
Remote/Very Remote	low count		
Scheme Access Criteria			
Disability Met	174	0%	4%
Benefit from EI	210	-2%	-1%
Scheme Entry Type			
New	242	-1%	0%
State	131	0%	2%
Commonwealth	low count		
Plan management type			
Agency Managed	135	-1%	1%
Plan Managed	34	-6%	0%
Self Managed Fully	29	0%	3%
Self Managed Partly	194	0%	1%
Annualised plan budget			
\$10,000 or less	59	-5%	0%
\$10-15,000	111	-1%	1%
\$15-20,000	89	-2%	0%
\$20-30,000	67	3%	1%
Over \$30,000	66	0%	3%

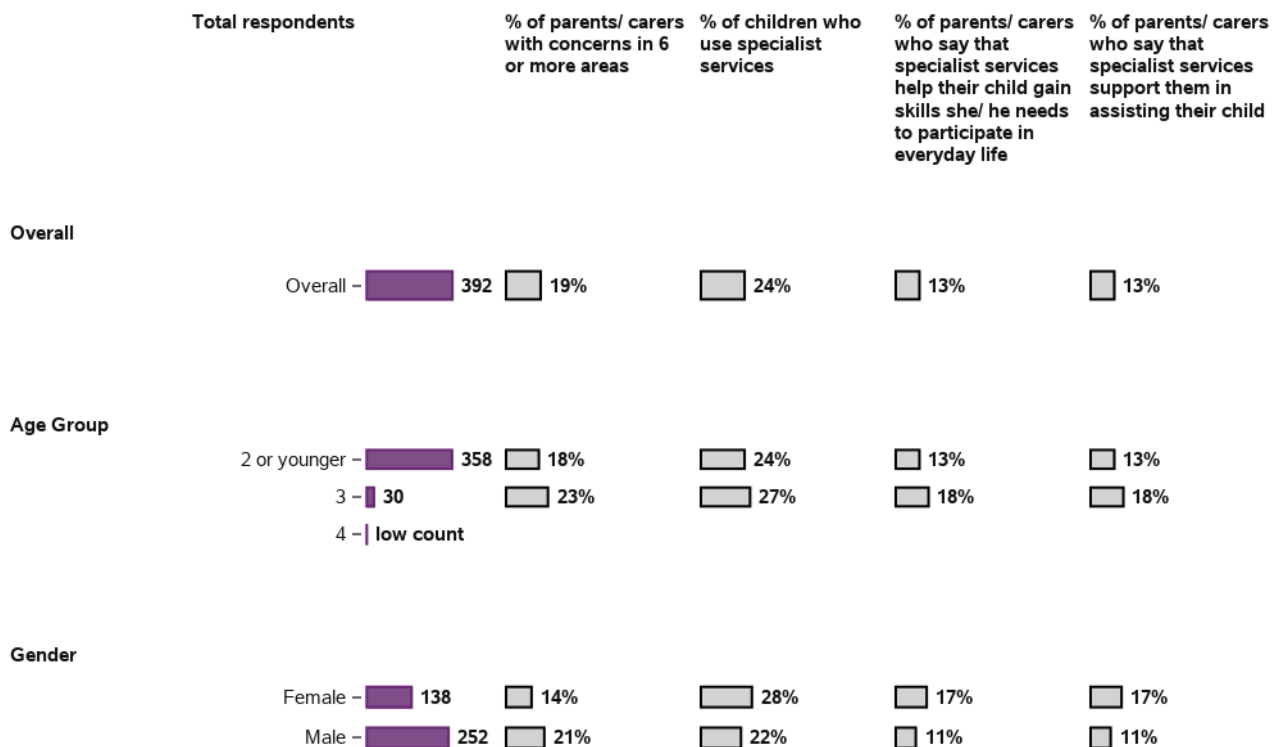
Appendix E.8.1 - Participant Information

Change in longitudinal indicators from baseline to third review for SF - by participant characteristics (continued)



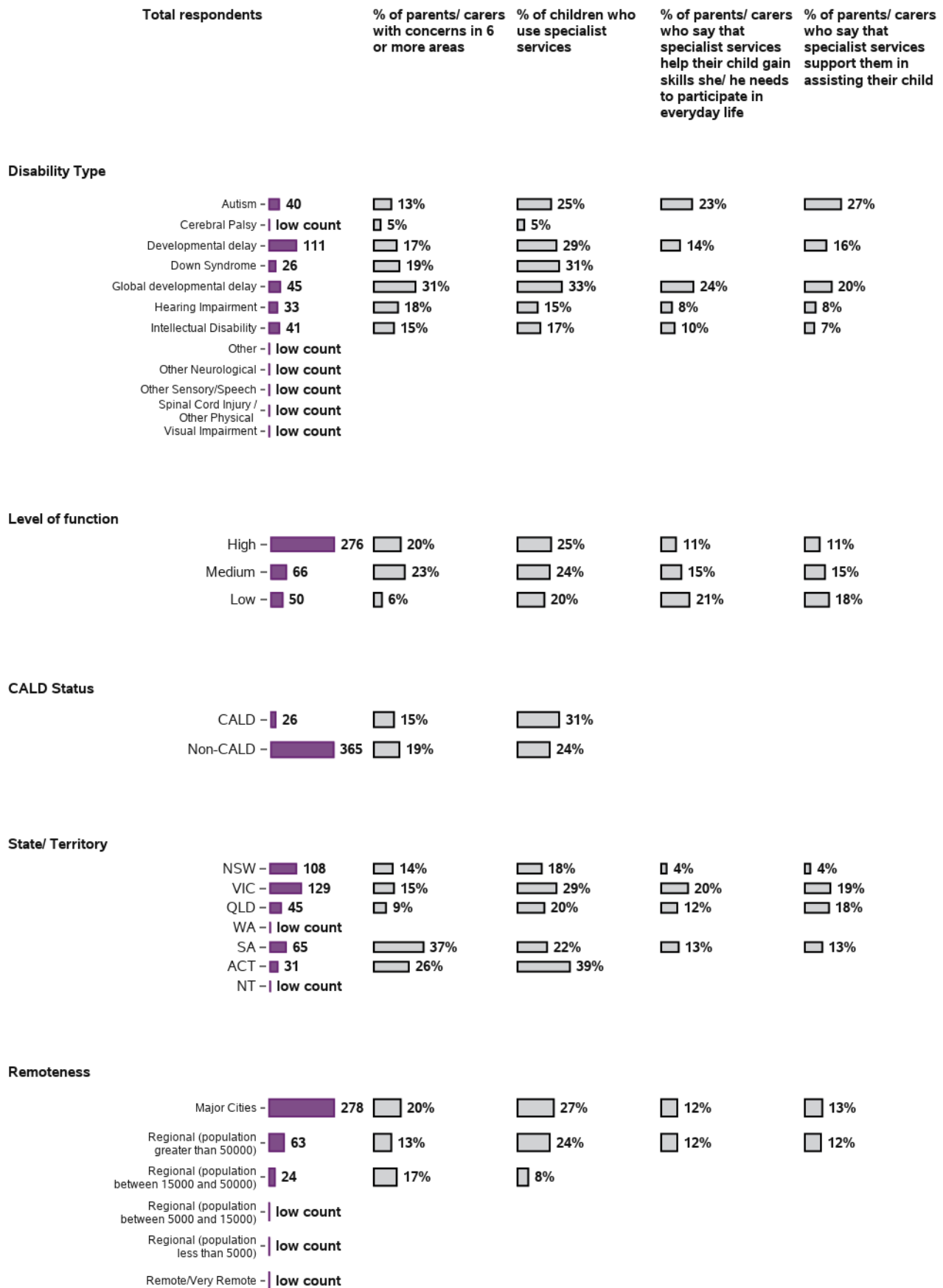
Appendix E.8.2 - Daily living

Change in longitudinal indicators from baseline to third review for SF - by participant characteristics



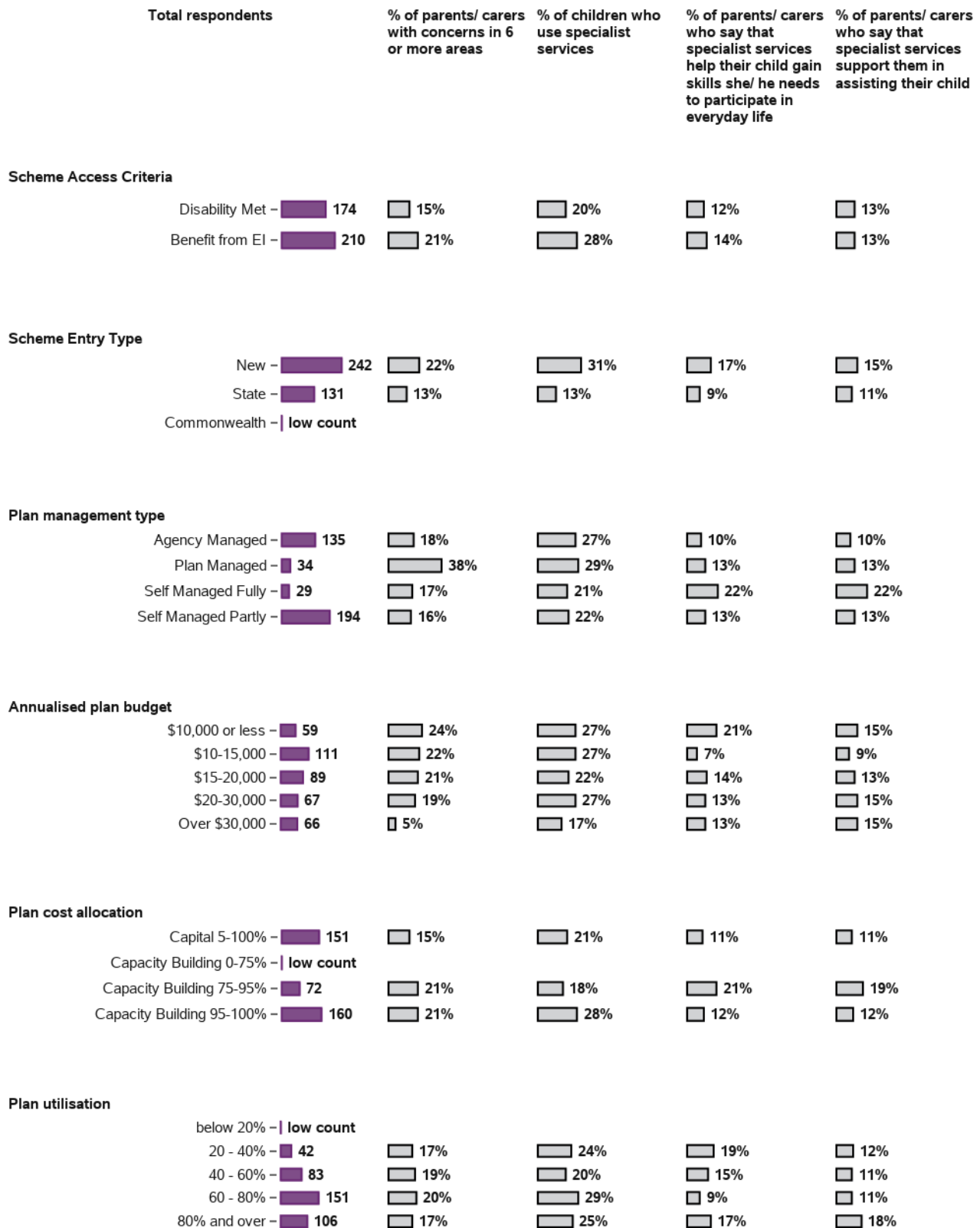
Appendix E.8.2 - Daily living

Change in longitudinal indicators from baseline to third review for SF - by participant characteristics (continued)



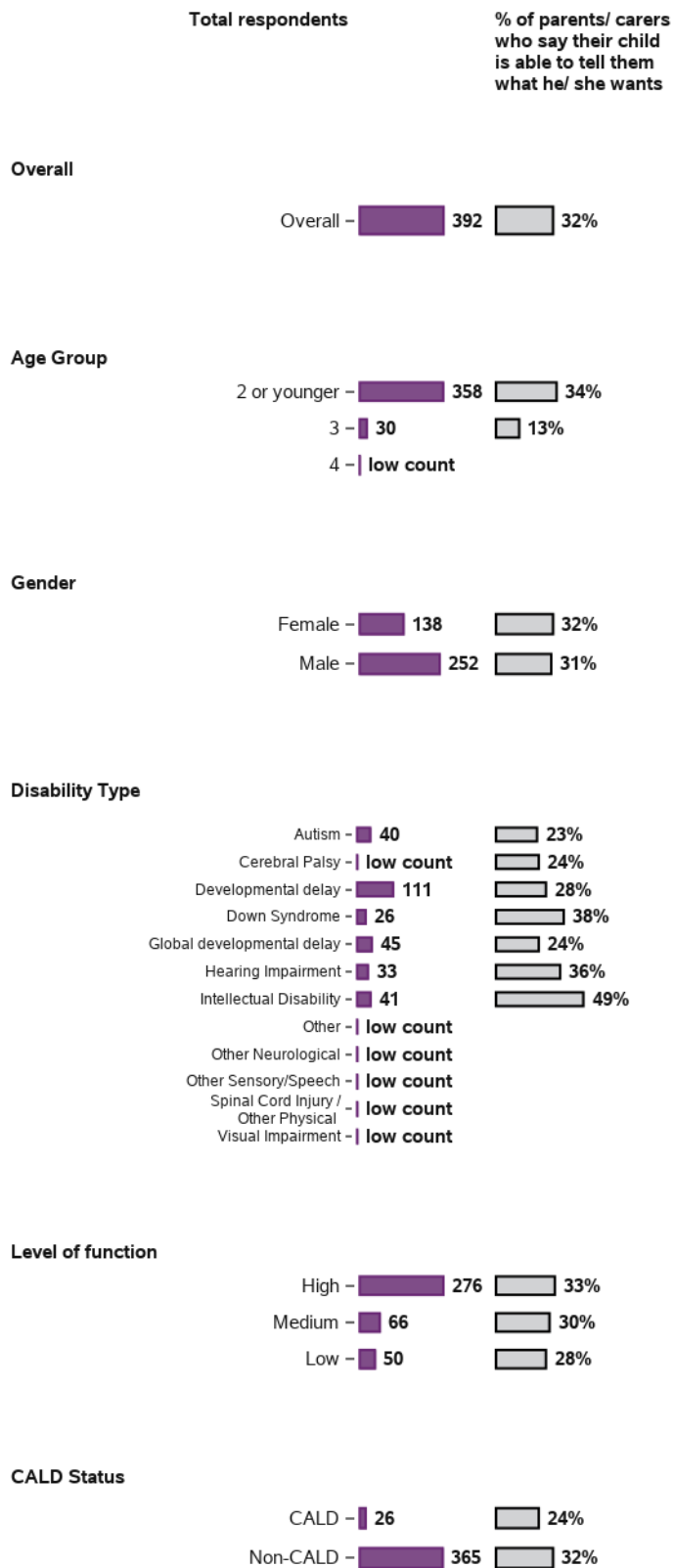
Appendix E.8.2 - Daily living

Change in longitudinal indicators from baseline to third review for SF - by participant characteristics (continued)



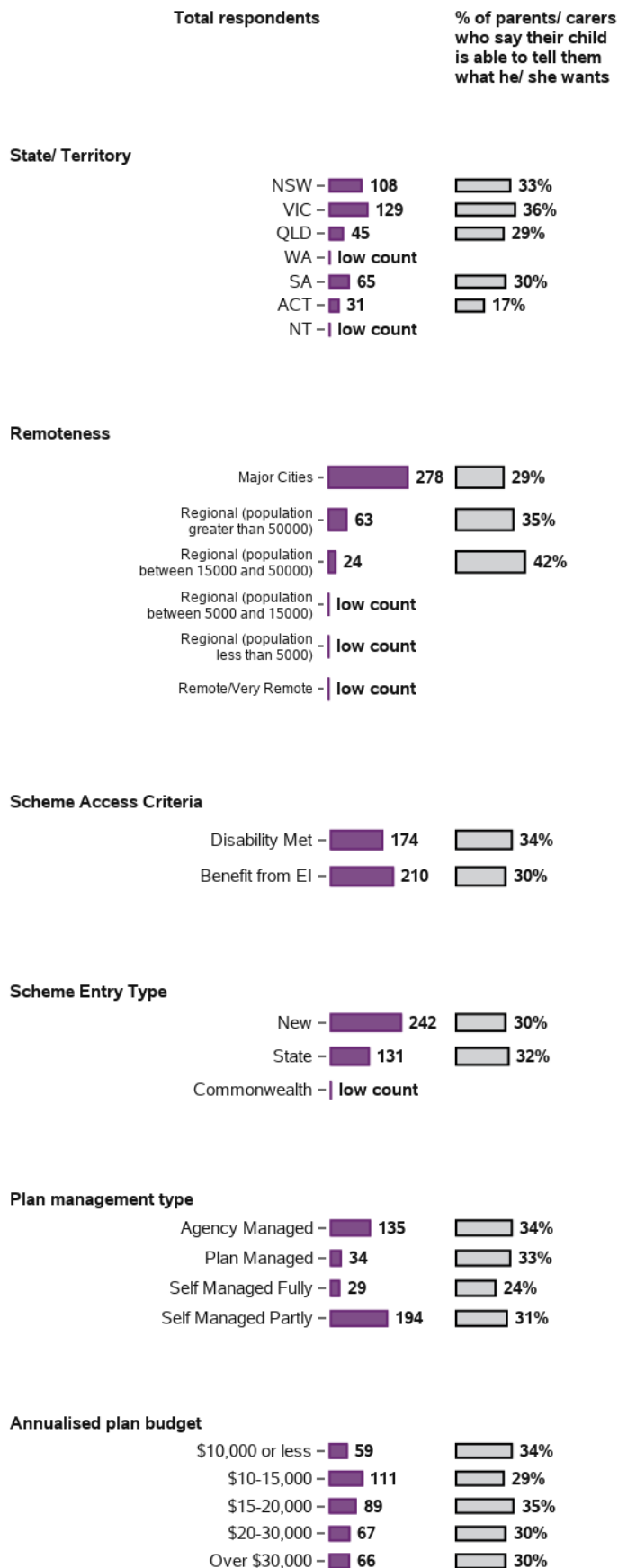
Appendix E.8.3 - Choice and control

Change in longitudinal indicators from baseline to third review for SF - by participant characteristics



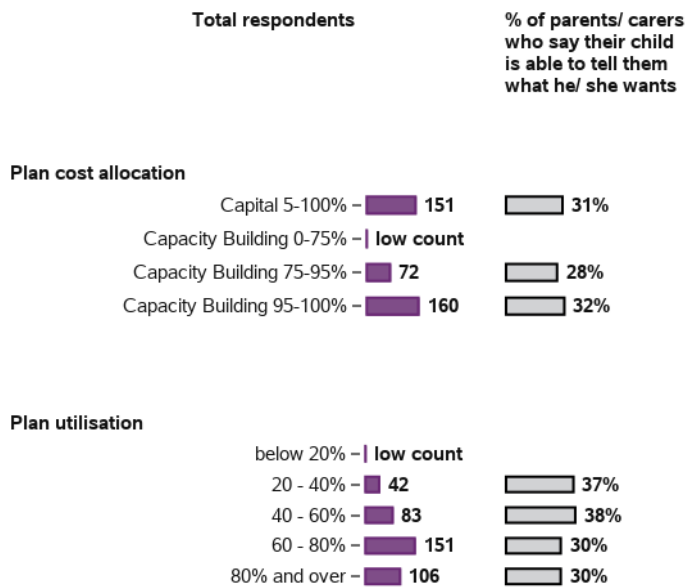
Appendix E.8.3 - Choice and control

Change in longitudinal indicators from baseline to third review for SF - by participant characteristics (continued)



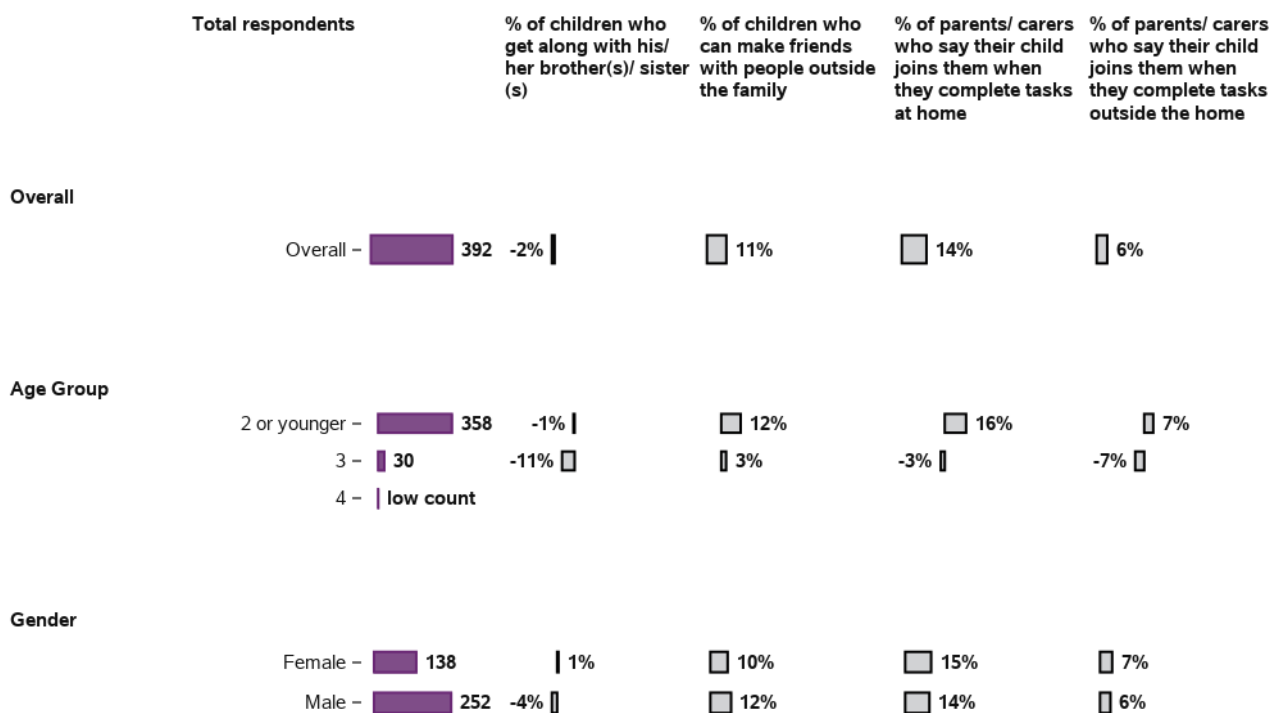
Appendix E.8.3 - Choice and control

Change in longitudinal indicators from baseline to third review for SF - by participant characteristics (continued)



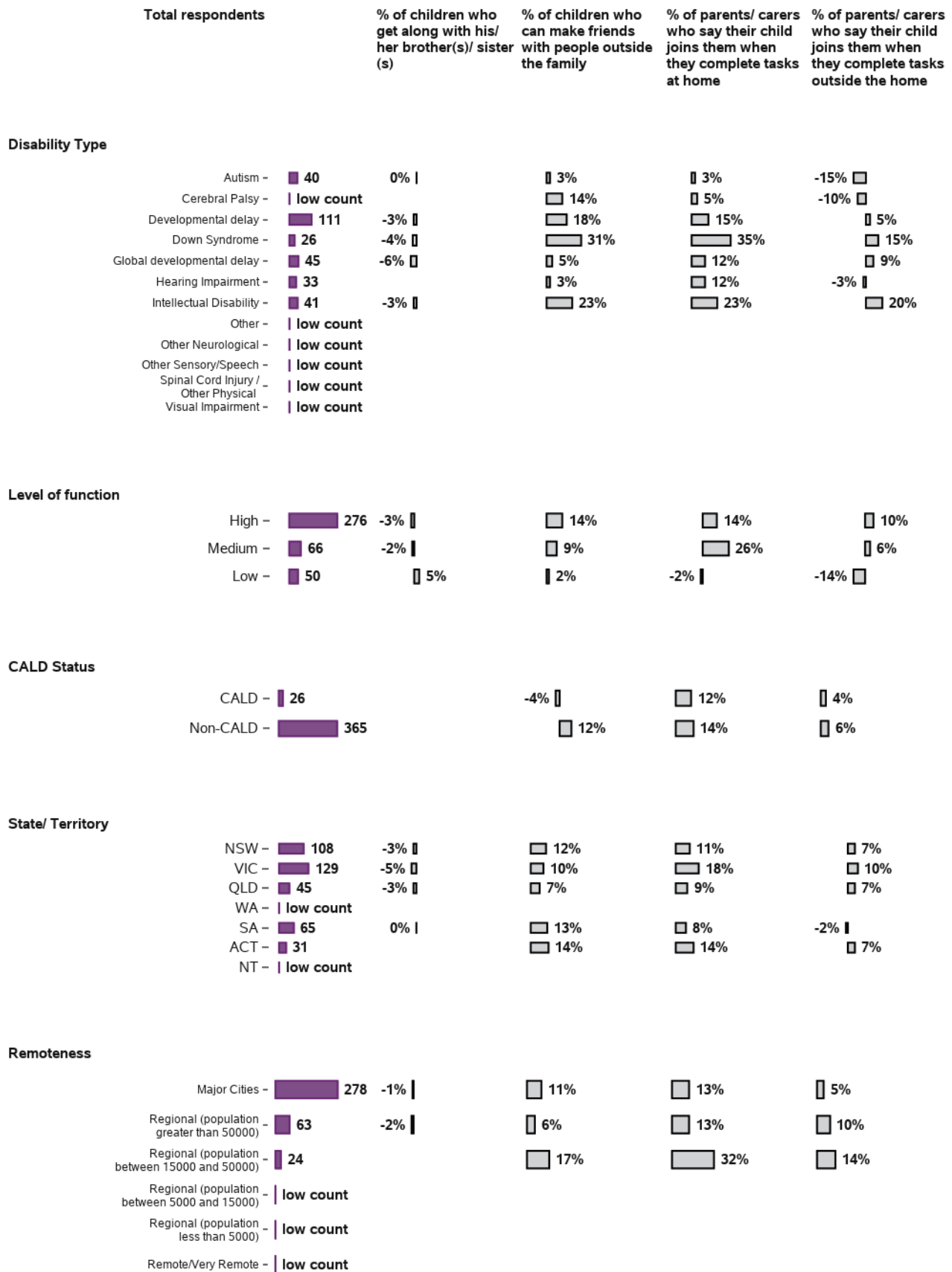
Appendix E.8.4 - Relationships

Change in longitudinal indicators from baseline to third review for SF - by participant characteristics



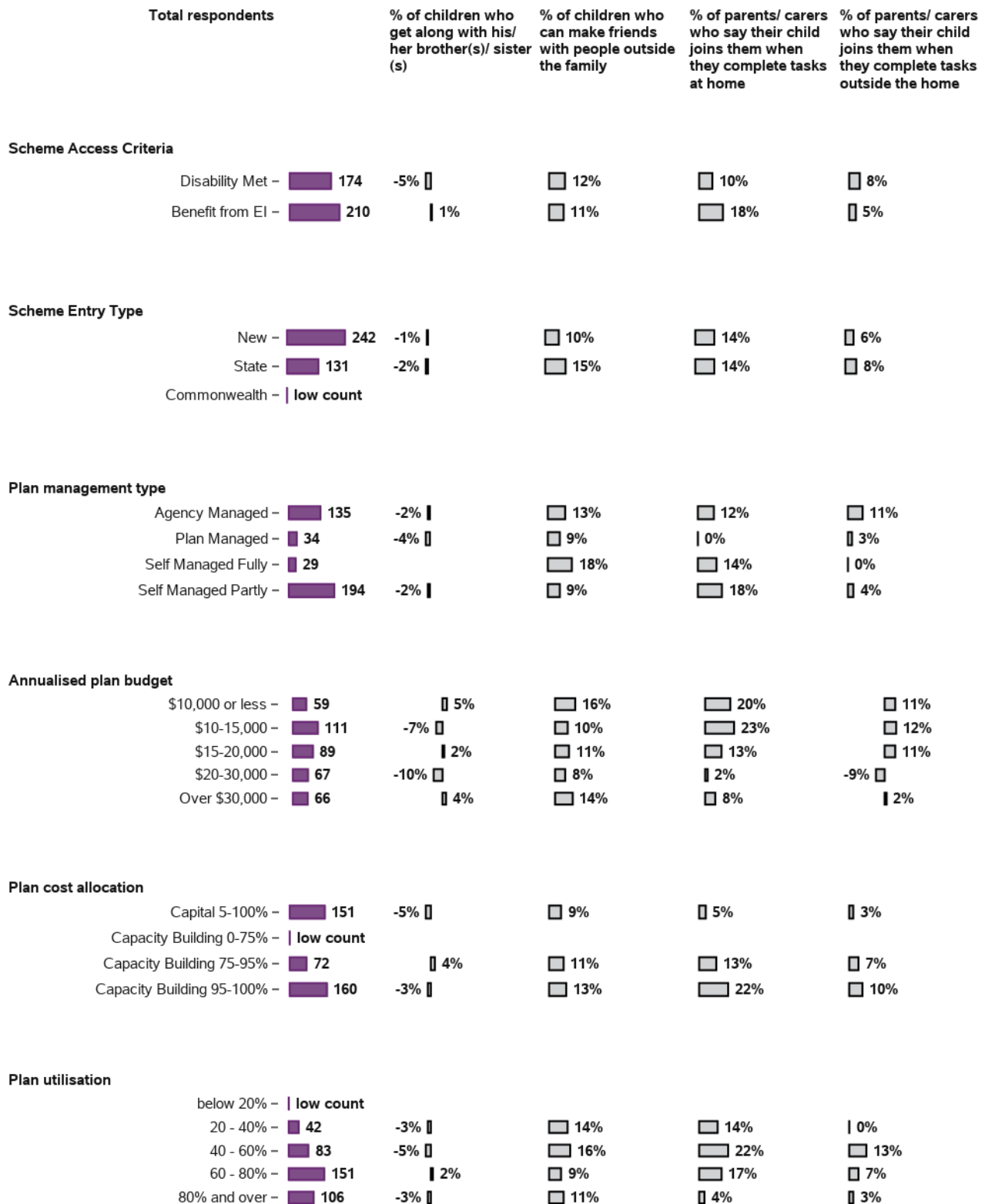
Appendix E.8.4 - Relationships

Change in longitudinal indicators from baseline to third review for SF - by participant characteristics (continued)



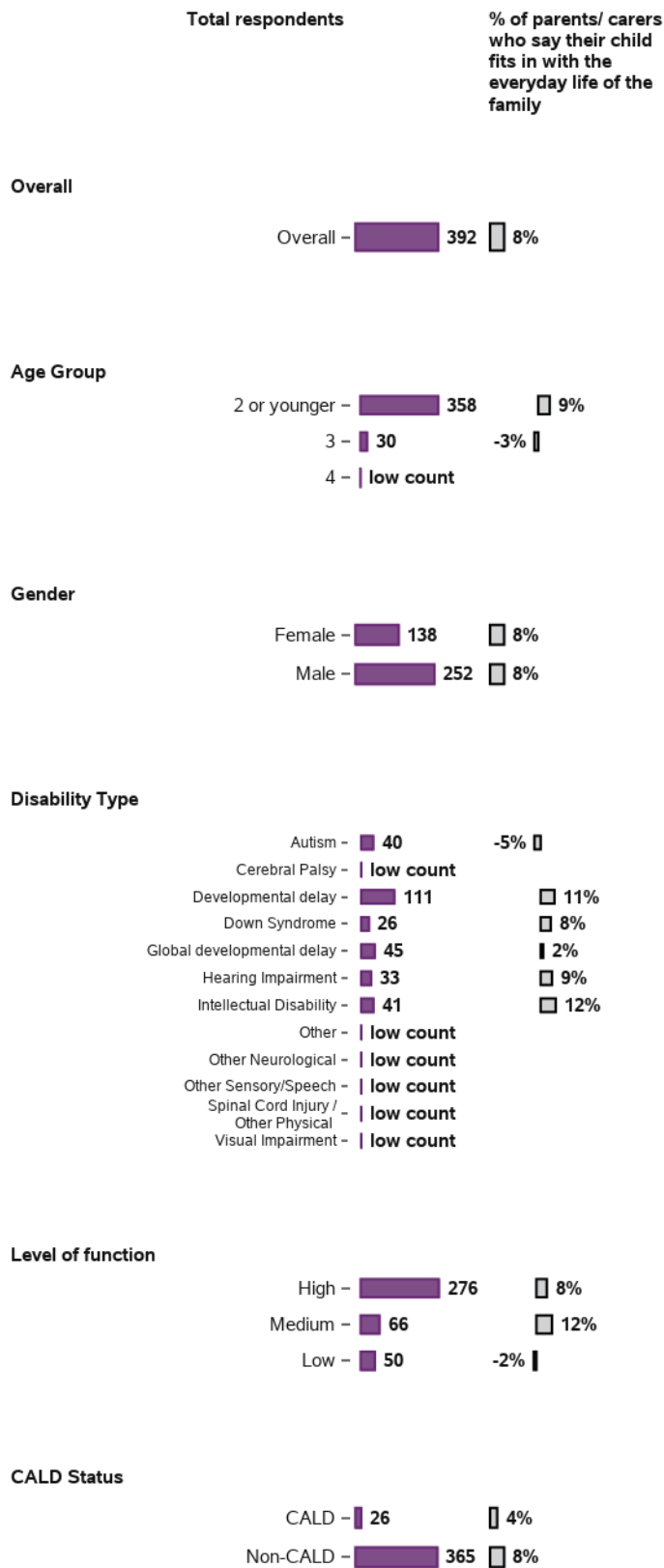
Appendix E.8.4 - Relationships

Change in longitudinal indicators from baseline to third review for SF - by participant characteristics (continued)



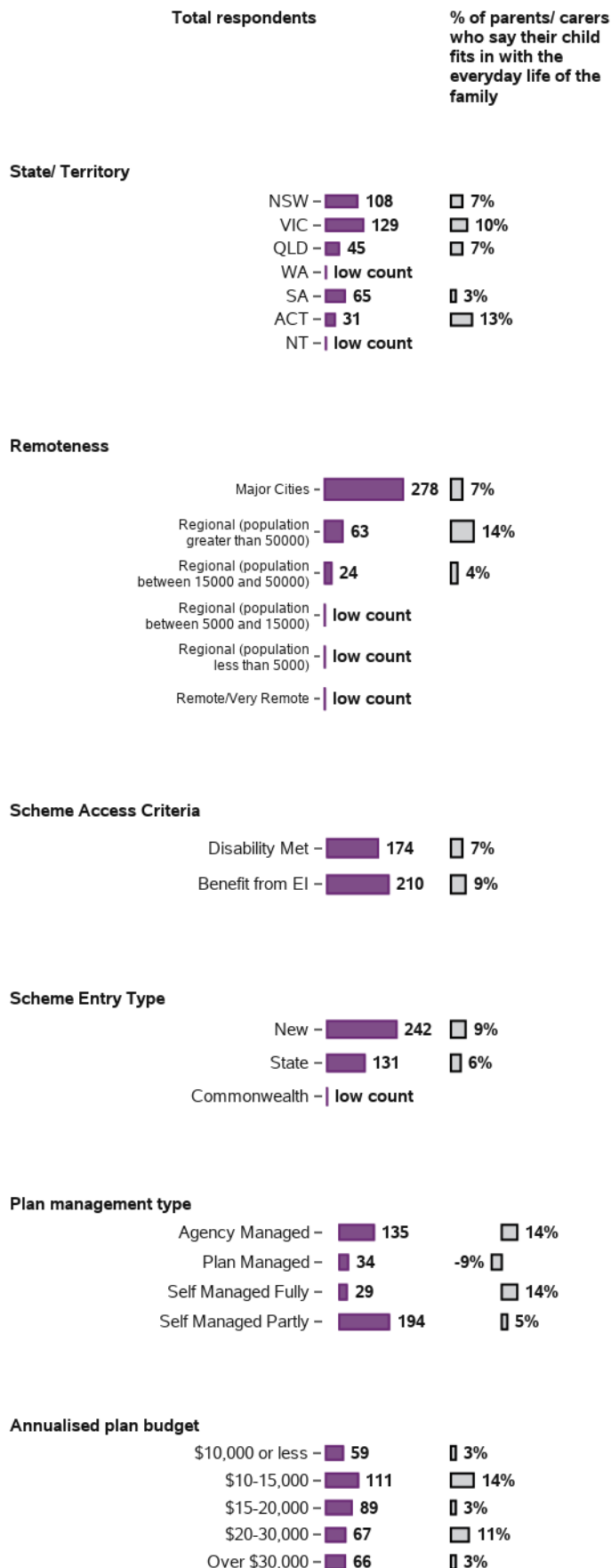
Appendix E.8.4 - Relationships

Change in longitudinal indicators from baseline to third review for SF - by participant characteristics (continued)



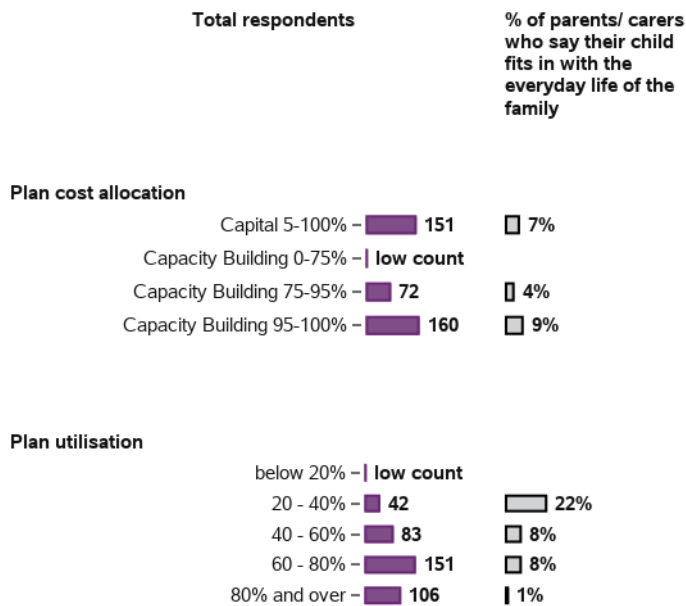
Appendix E.8.4 - Relationships

Change in longitudinal indicators from baseline to third review for SF - by participant characteristics (continued)



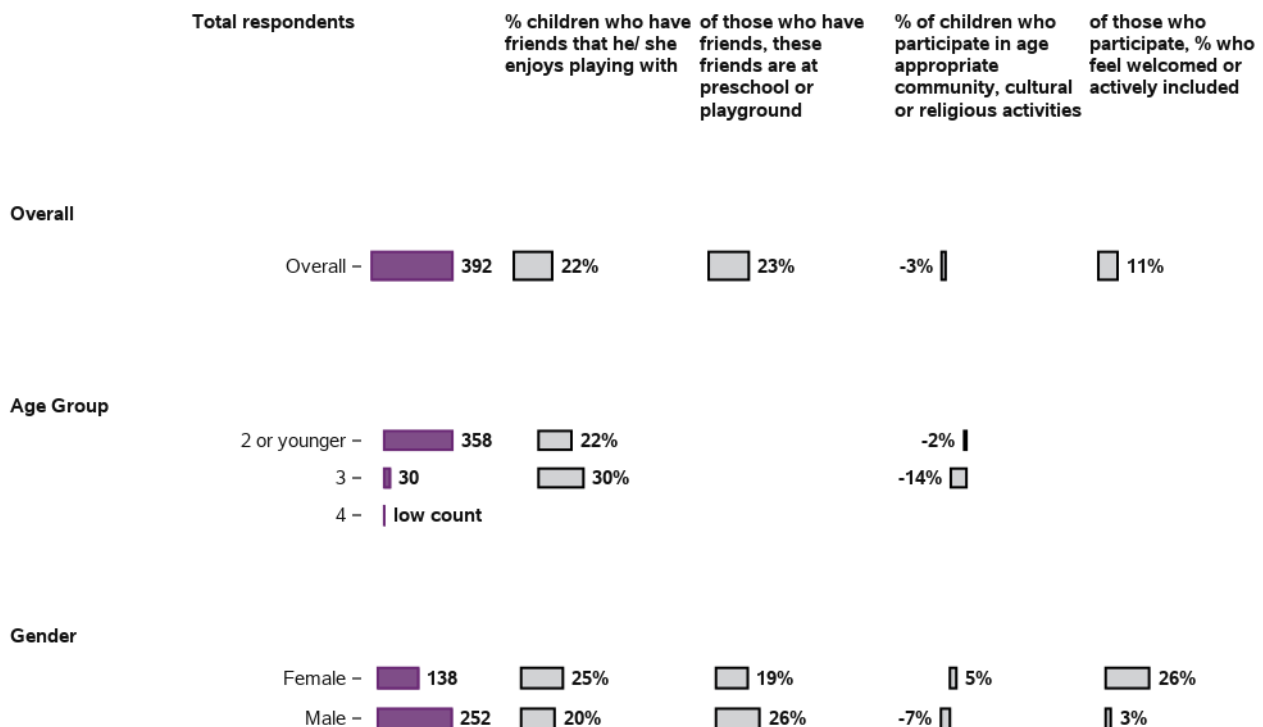
Appendix E.8.4 - Relationships

Change in longitudinal indicators from baseline to third review for SF - by participant characteristics (continued)



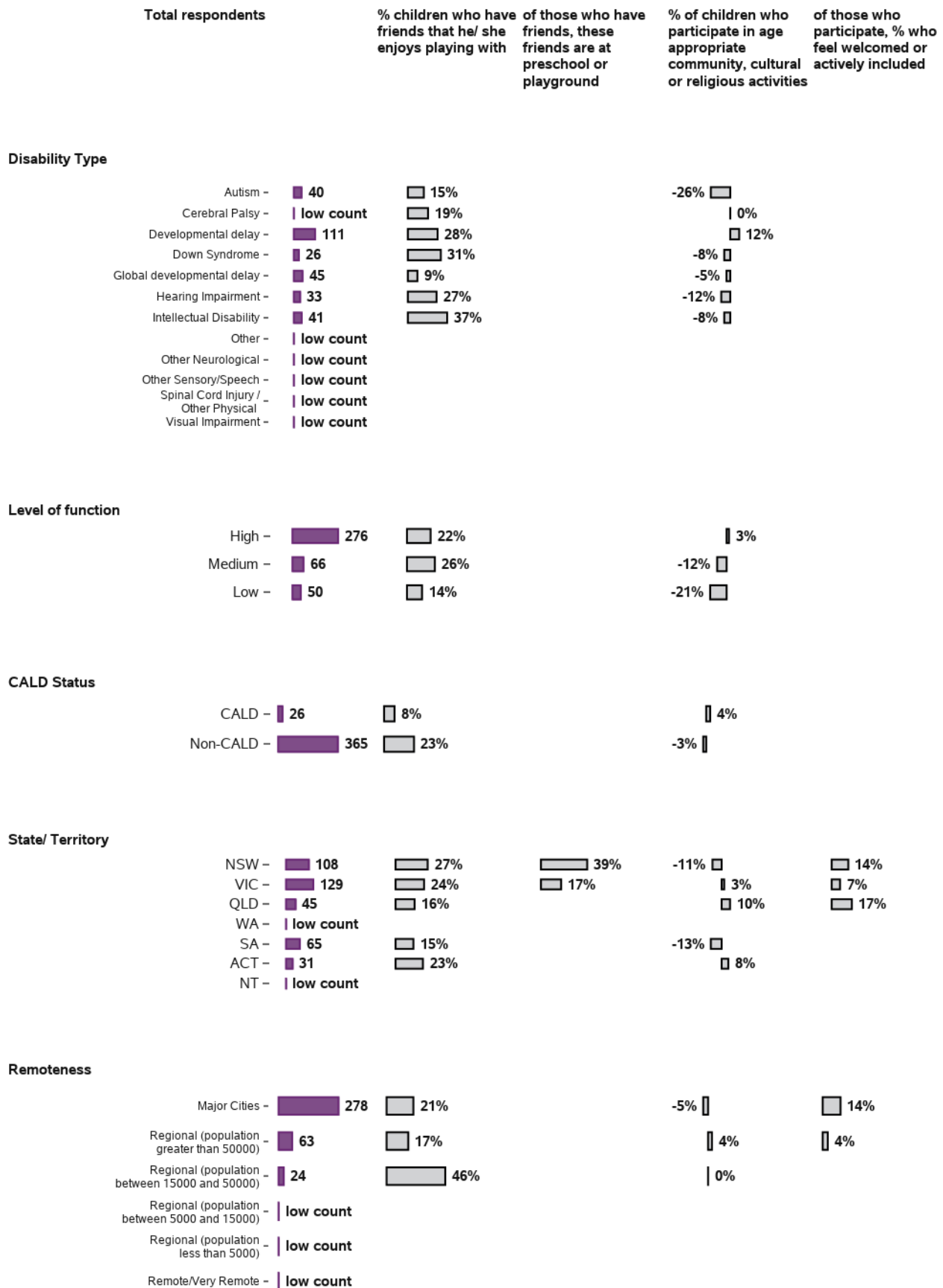
Appendix E.8.5 - Social, community and civic participation

Change in longitudinal indicators from baseline to third review for SF - by participant characteristics



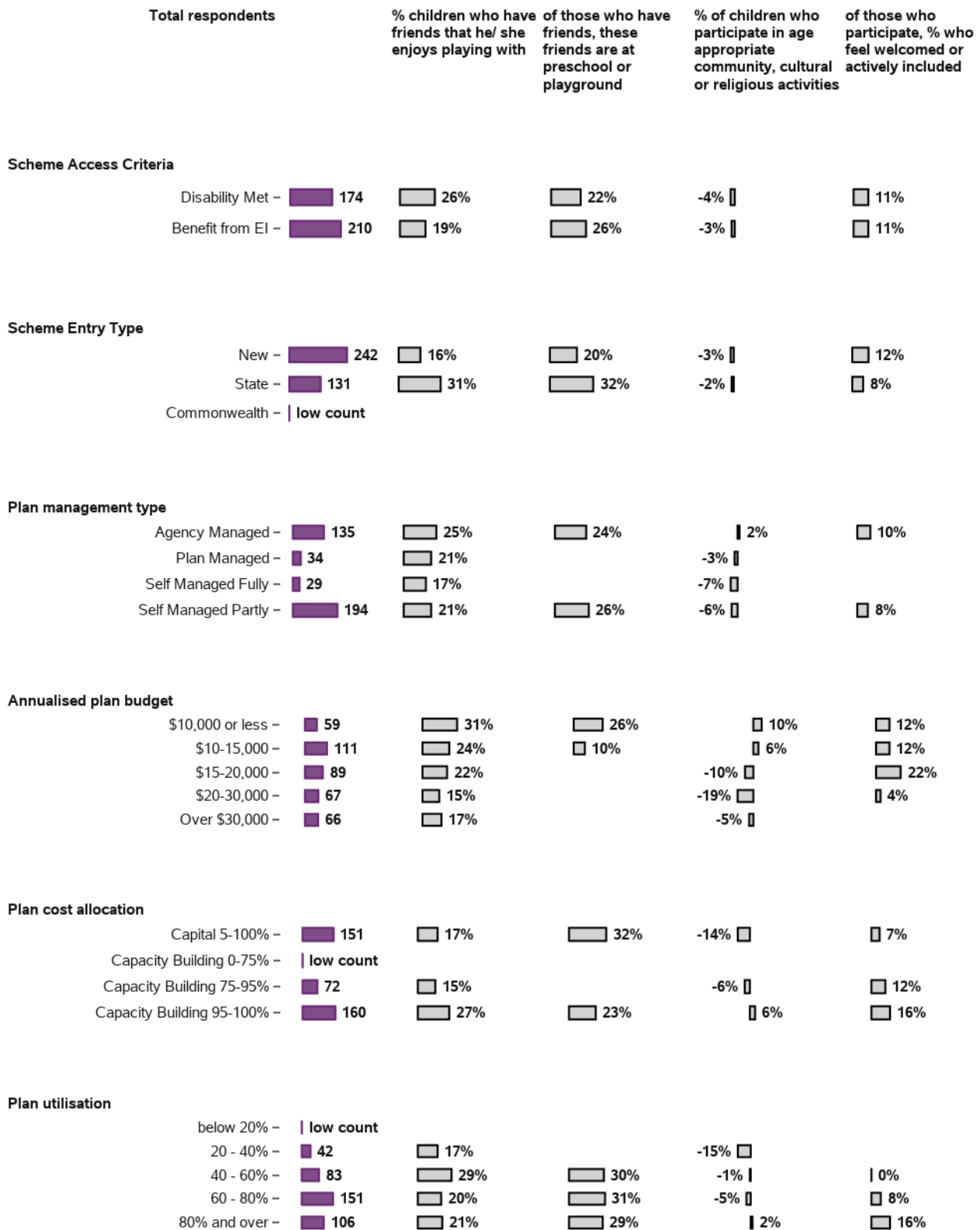
Appendix E.8.5 - Social, community and civic participation

Change in longitudinal indicators from baseline to third review for SF - by participant characteristics (continued)



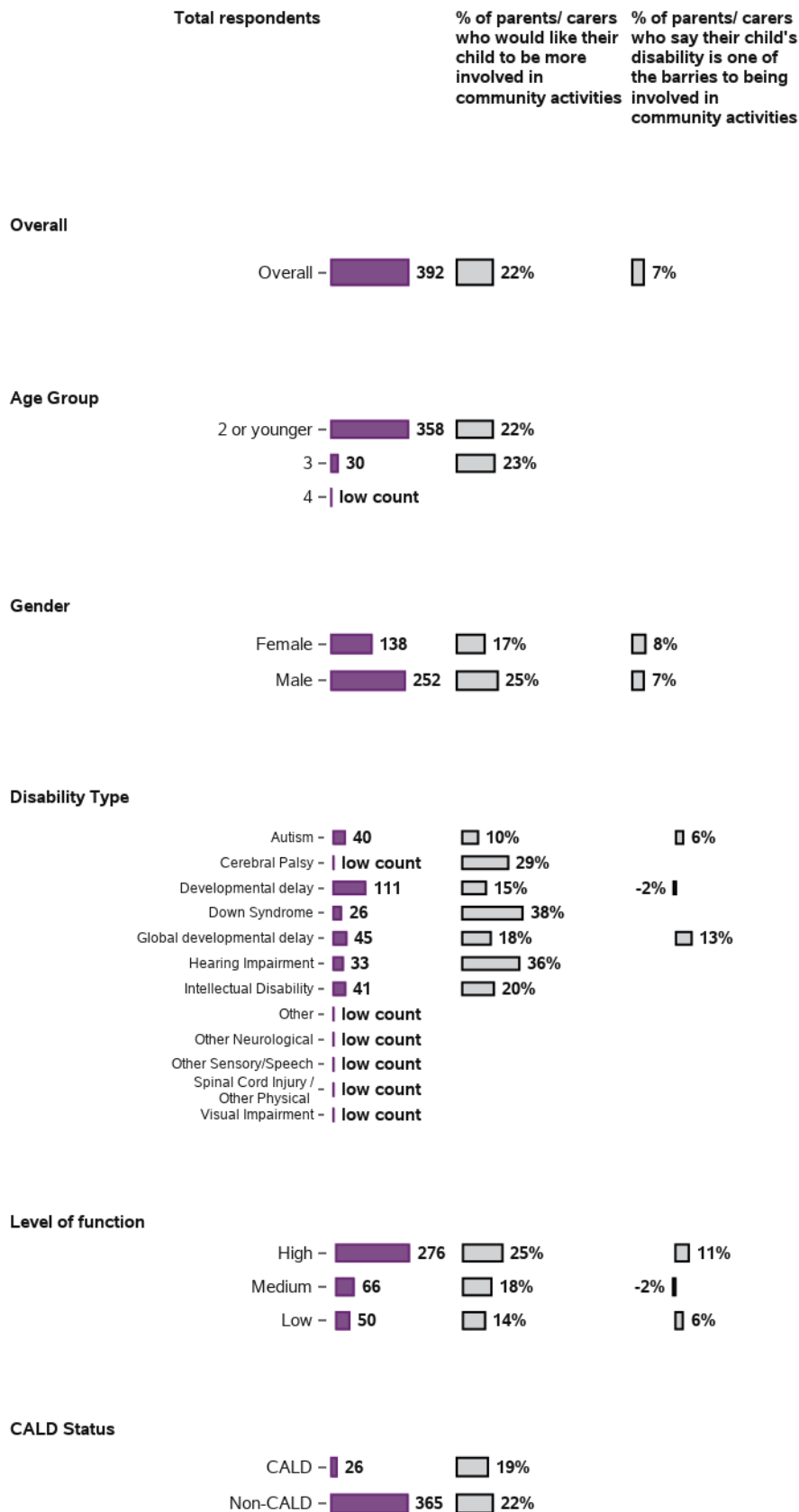
Appendix E.8.5 - Social, community and civic participation

Change in longitudinal indicators from baseline to third review for SF - by participant characteristics (continued)



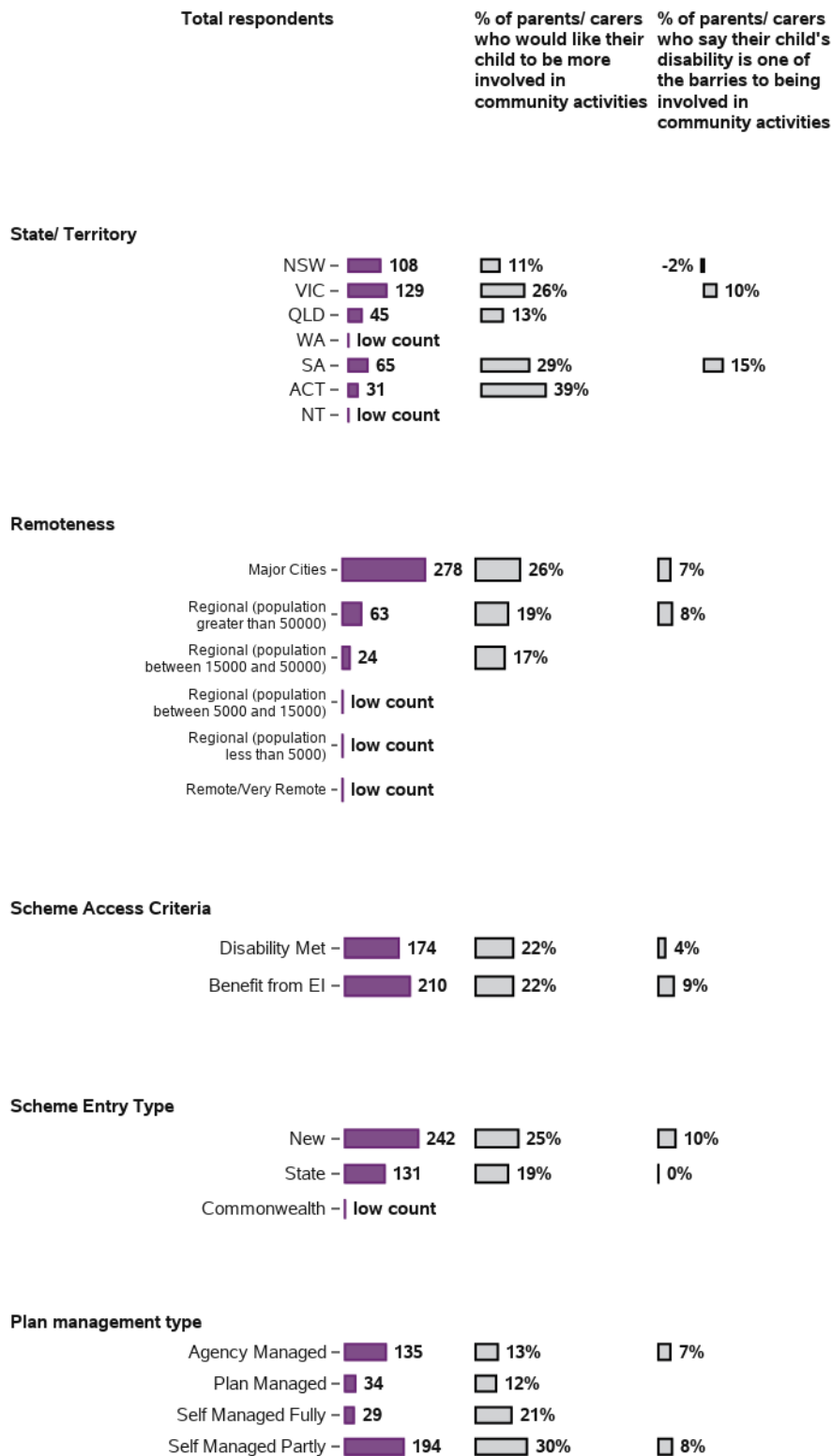
Appendix E.8.5 - Social, community and civic participation

Change in longitudinal indicators from baseline to third review for SF - by participant characteristics (continued)



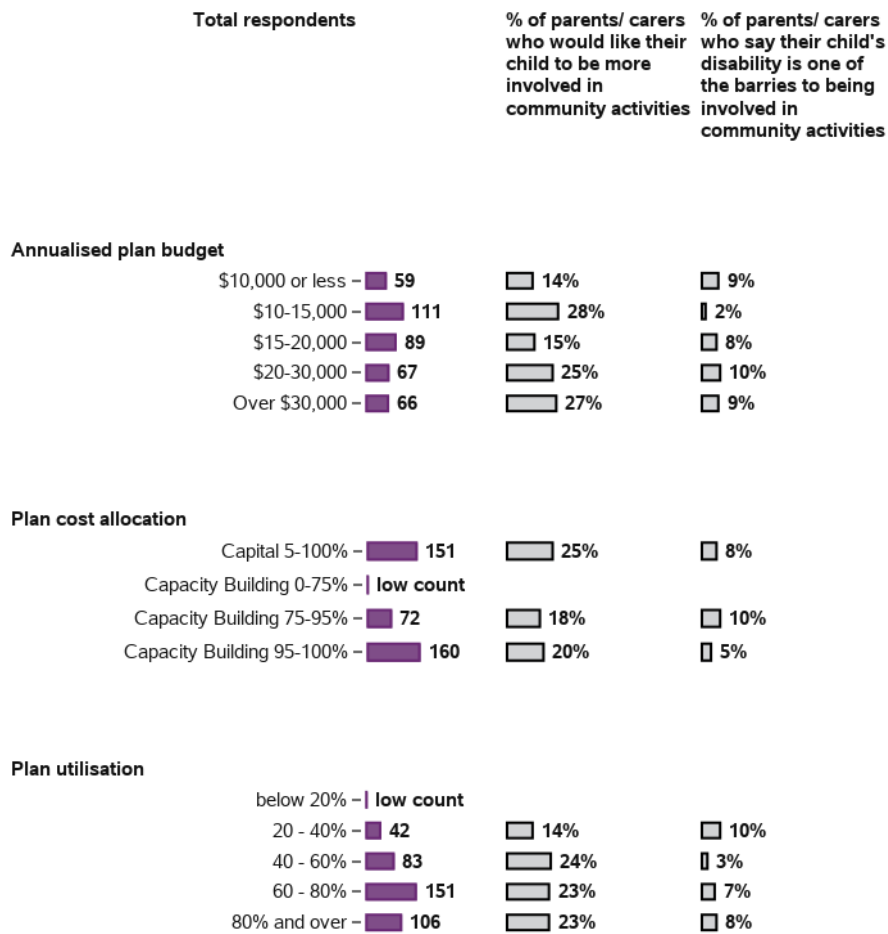
Appendix E.8.5 - Social, community and civic participation

Change in longitudinal indicators from baseline to third review for SF - by participant characteristics (continued)



Appendix E.8.5 - Social, community and civic participation

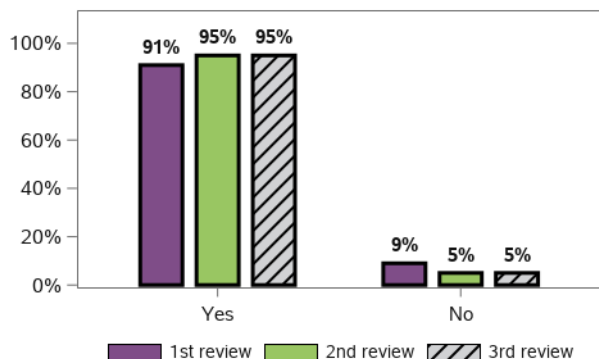
Change in longitudinal indicators from baseline to third review for SF - by participant characteristics (continued)



Appendix E.9 - Participants from birth to starting school - Has the NDIS helped? indicators at first, second and third reviews - aggregate

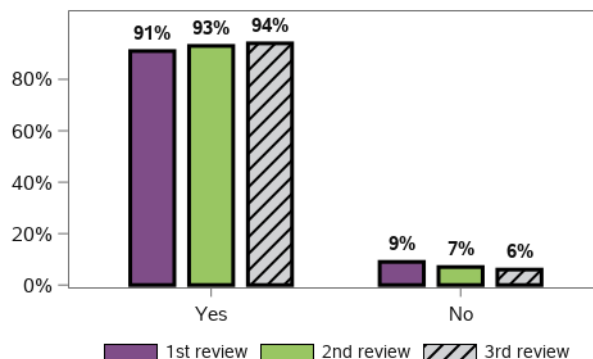
Appendix E.9.1 - All domains

Daily living: Has the NDIS improved your child's development?



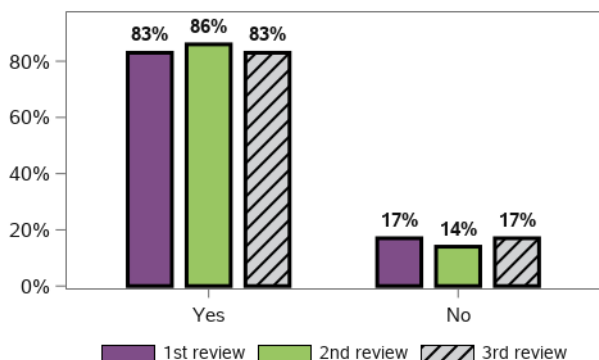
16620 responses at 1st review
3324 responses at 2nd review
390 responses at 3rd review

Daily living: Has the NDIS improved your child's access to specialist services?



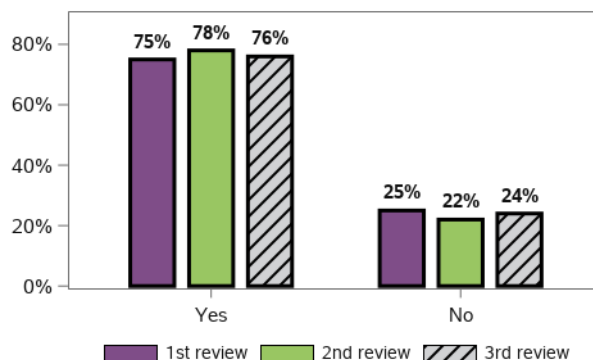
16538 responses at 1st review
3328 responses at 2nd review
390 responses at 3rd review

Choice and control: Has the NDIS helped increase your child's ability to communicate what they want?



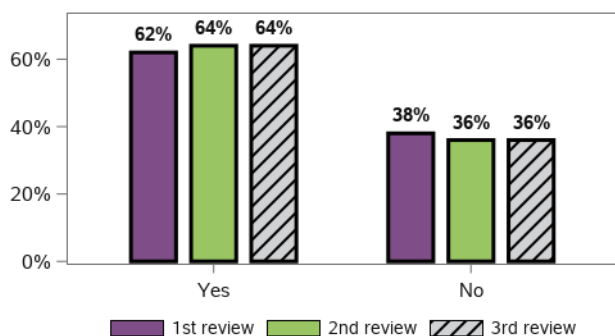
16448 responses at 1st review
3327 responses at 2nd review
390 responses at 3rd review

Relationships: Has the NDIS improved how your child fits into family life?



16404 responses at 1st review
3316 responses at 2nd review
388 responses at 3rd review

Social, community and civic participation: Has the NDIS improved how your child fits into community life?

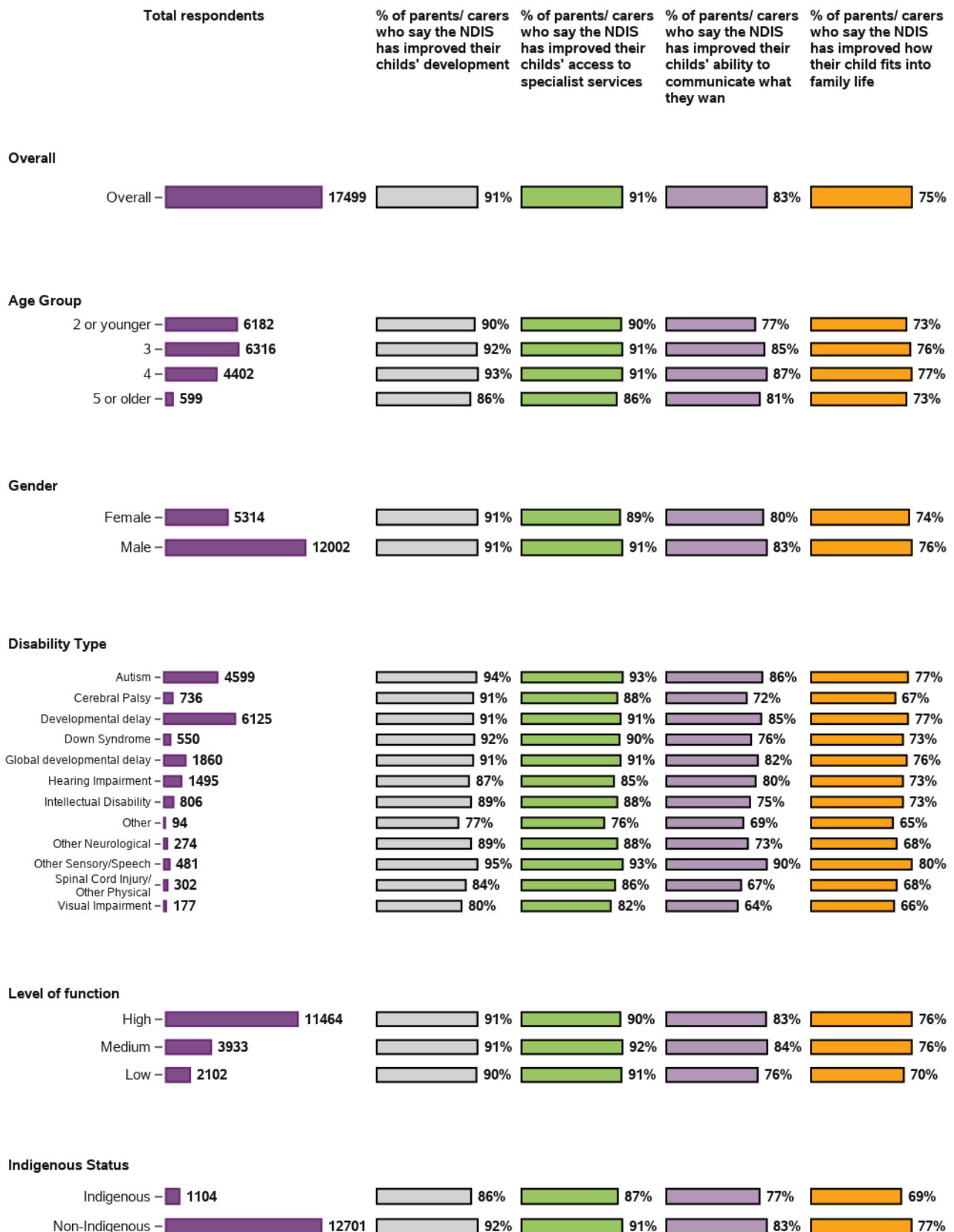


16275 responses at 1st review
3310 responses at 2nd review
387 responses at 3rd review

Appendix E.10 - Participants from birth to starting school - Has The NDIS helped? indicators at first review - by participant characteristics

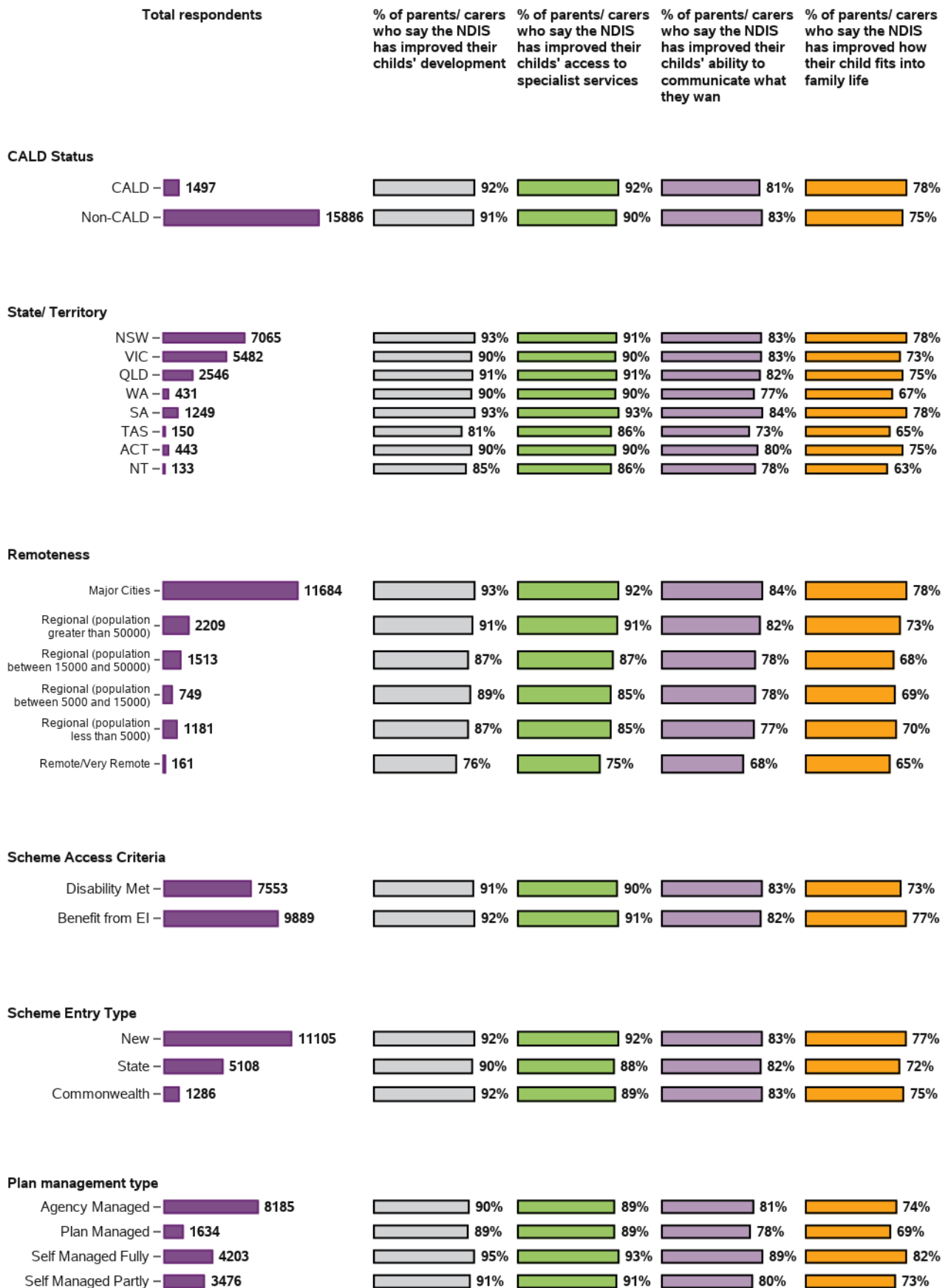
Appendix E.10.1 - All domains

Has The NDIS Helped? indicators at first review for SF - by participant characteristics



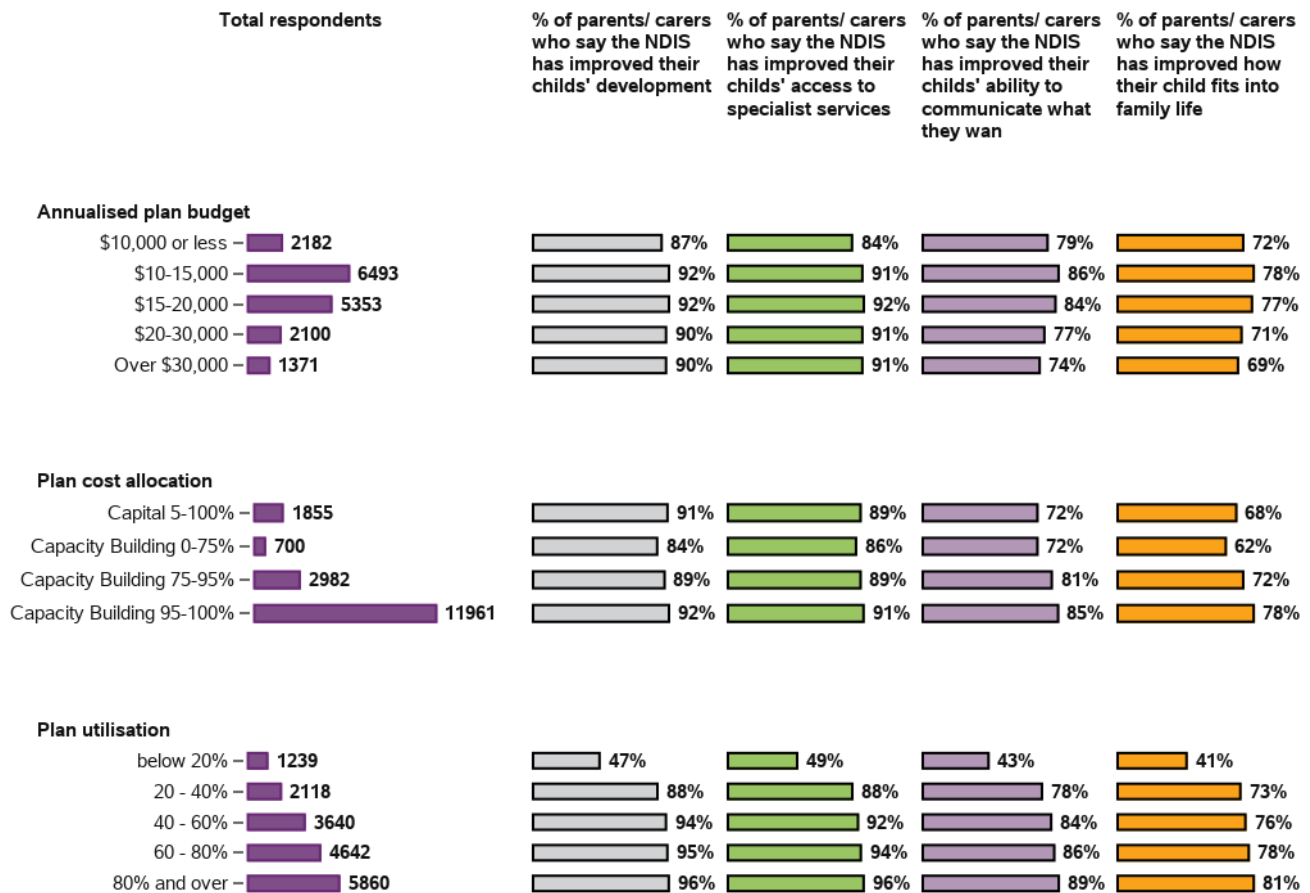
Appendix E.10.1 - All domains

Has The NDIS Helped? indicators at first review for SF - by participant characteristics (continued)



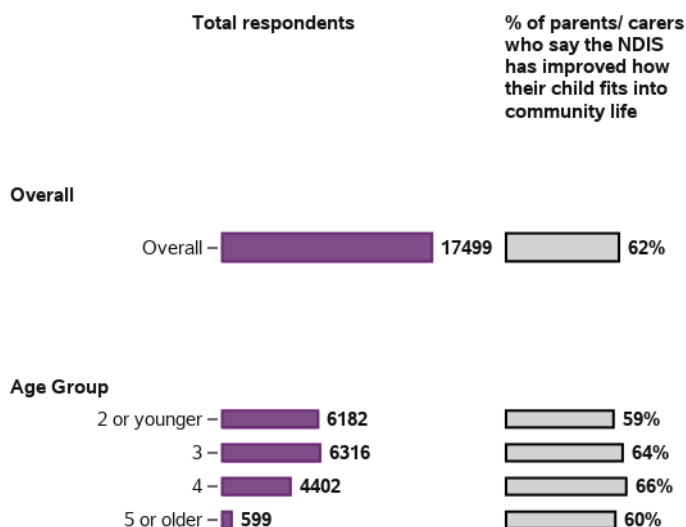
Appendix E.10.1 - All domains

Has The NDIS Helped? indicators at first review for SF - by participant characteristics (continued)



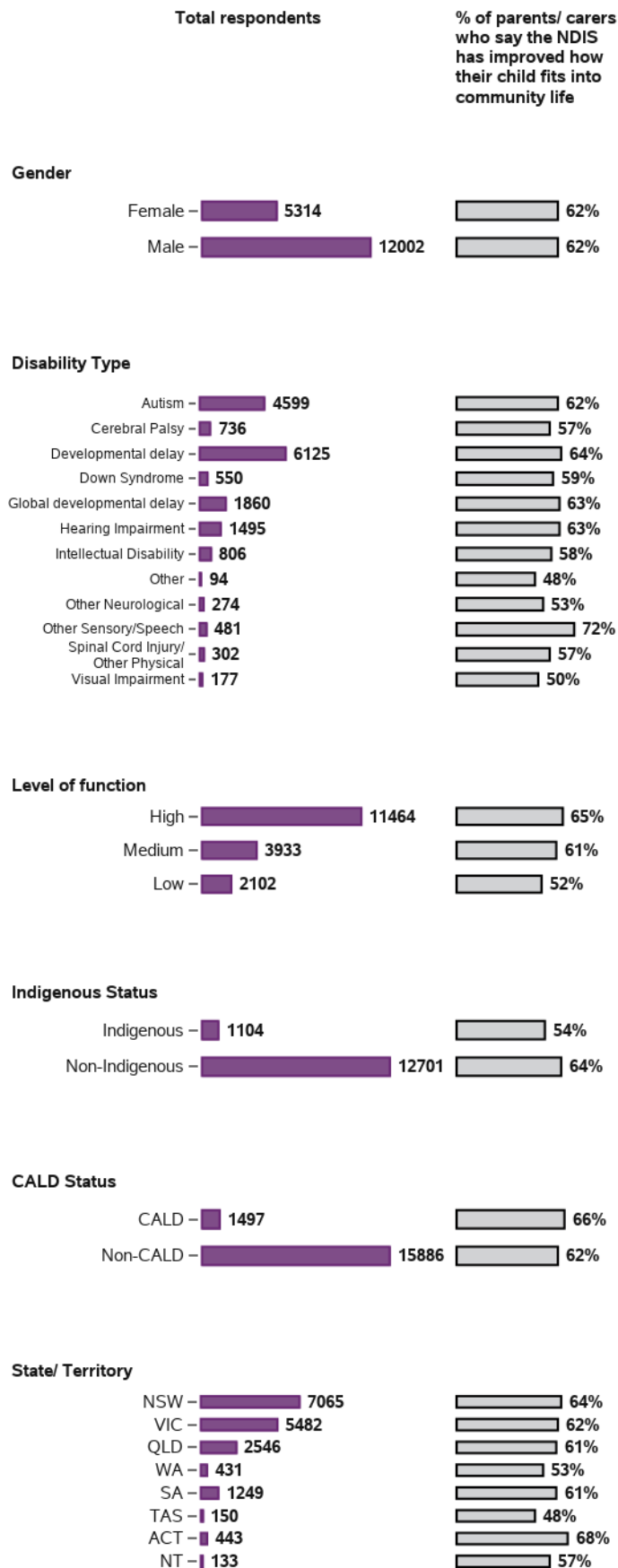
Appendix E.10.1 - All domains

Has The NDIS Helped? indicators at first review for SF - by participant characteristics (continued)



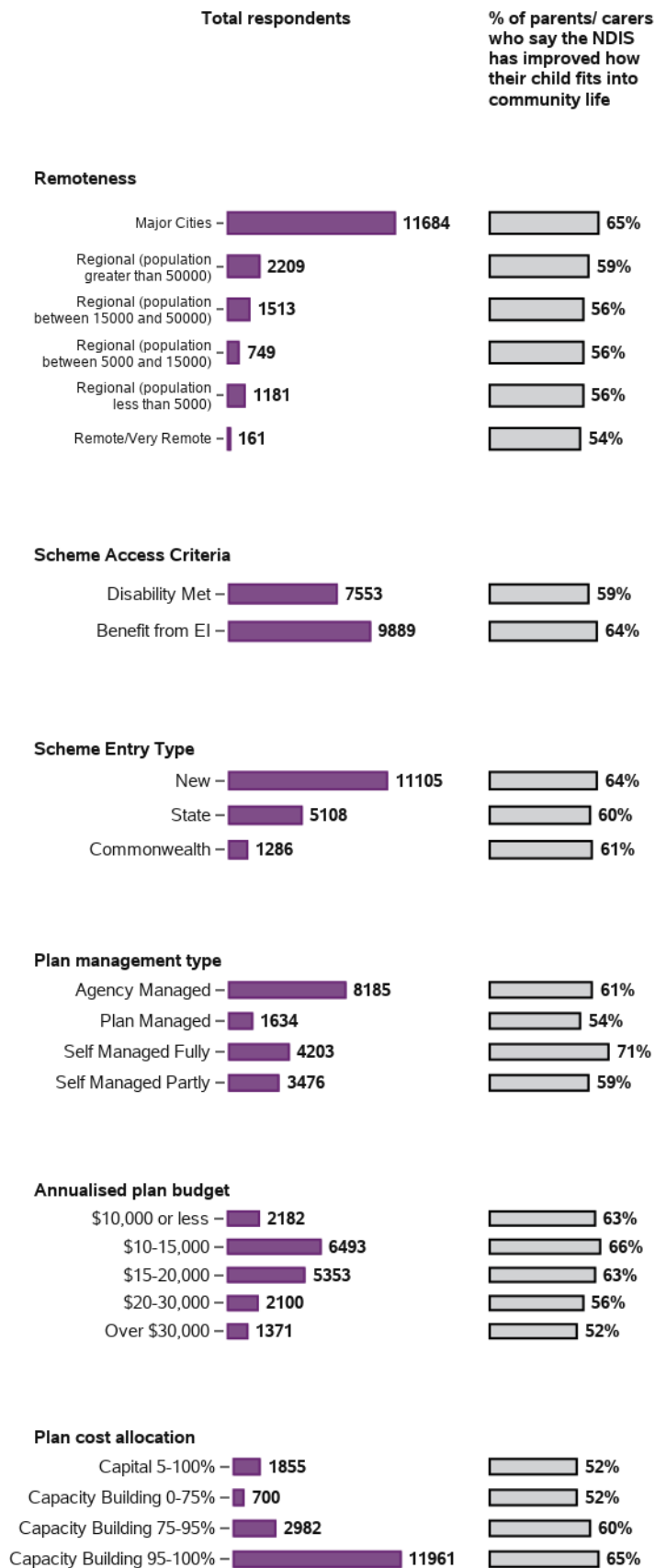
Appendix E.10.1 - All domains

Has The NDIS Helped? indicators at first review for SF - by participant characteristics (continued)



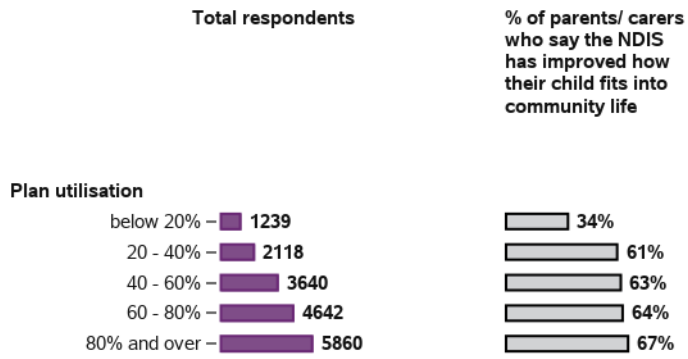
Appendix E.10.1 - All domains

Has The NDIS Helped? indicators at first review for SF - by participant characteristics (continued)



Appendix E.10.1 - All domains

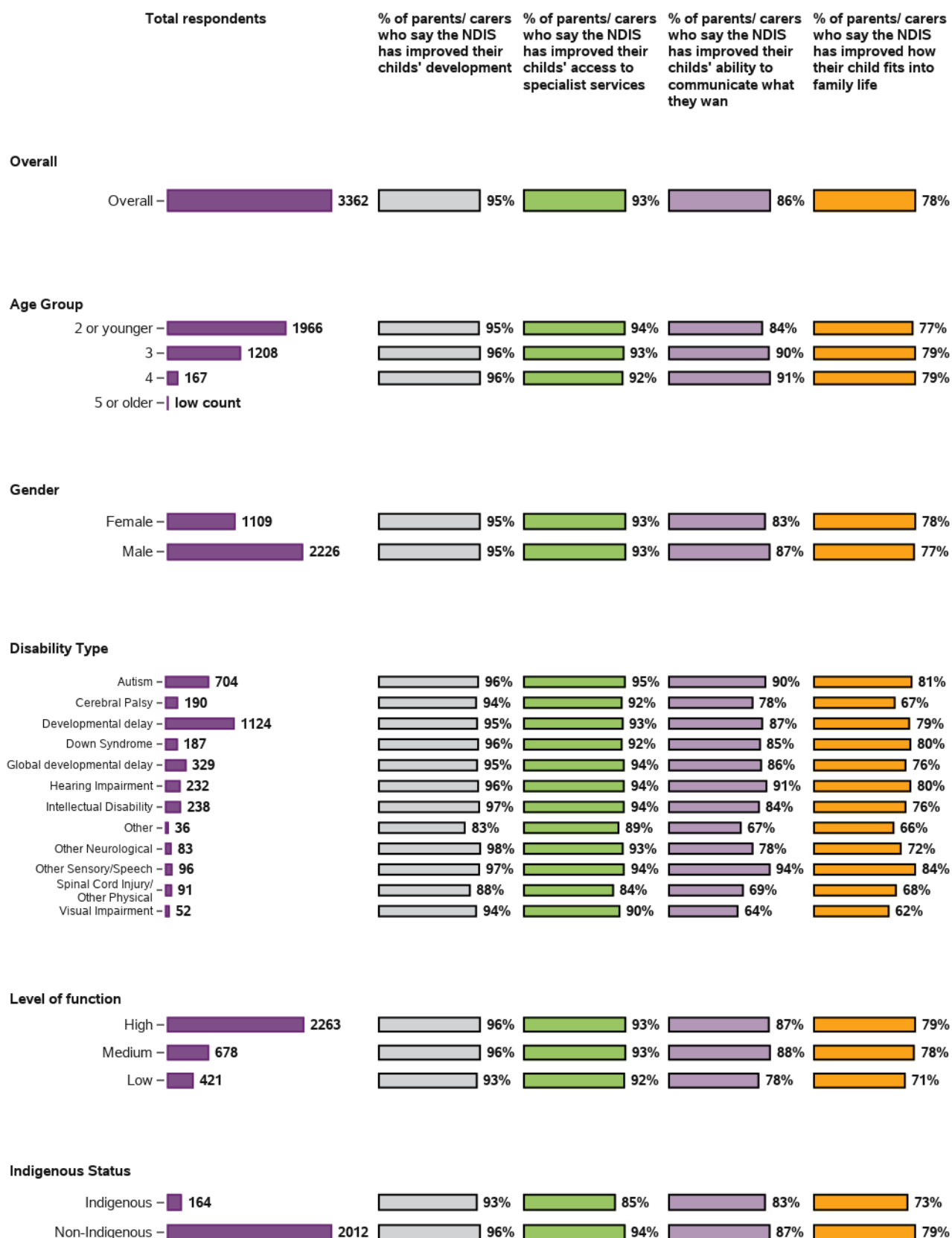
Has The NDIS Helped? indicators at first review for SF - by participant characteristics (continued)



Appendix E.11 - Participants from birth to starting school - Has The NDIS helped? indicators at second review - by participant characteristics

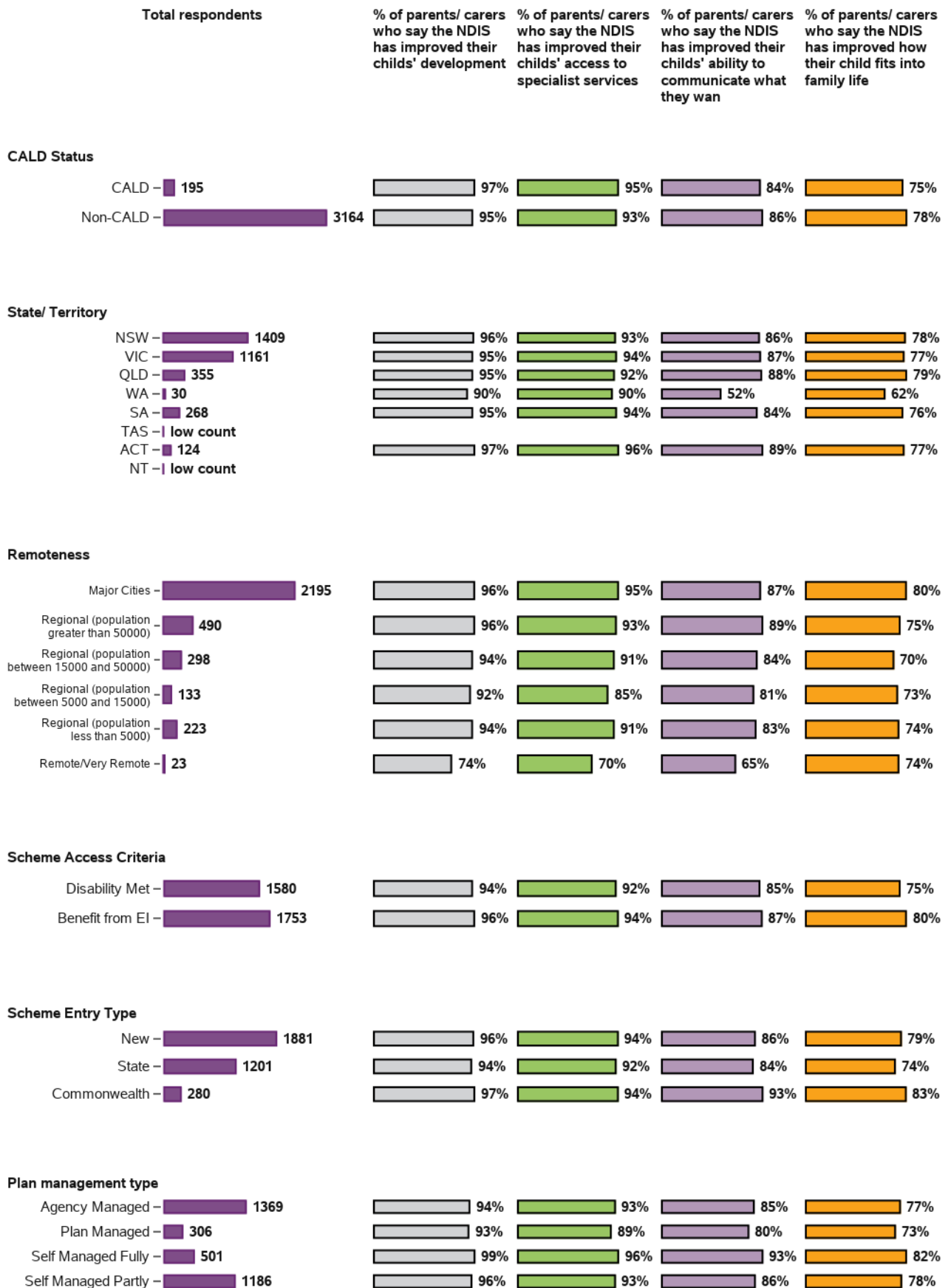
Appendix E.11.1 - All domains

Has The NDIS Helped? indicators at second review for SF - by participant characteristics



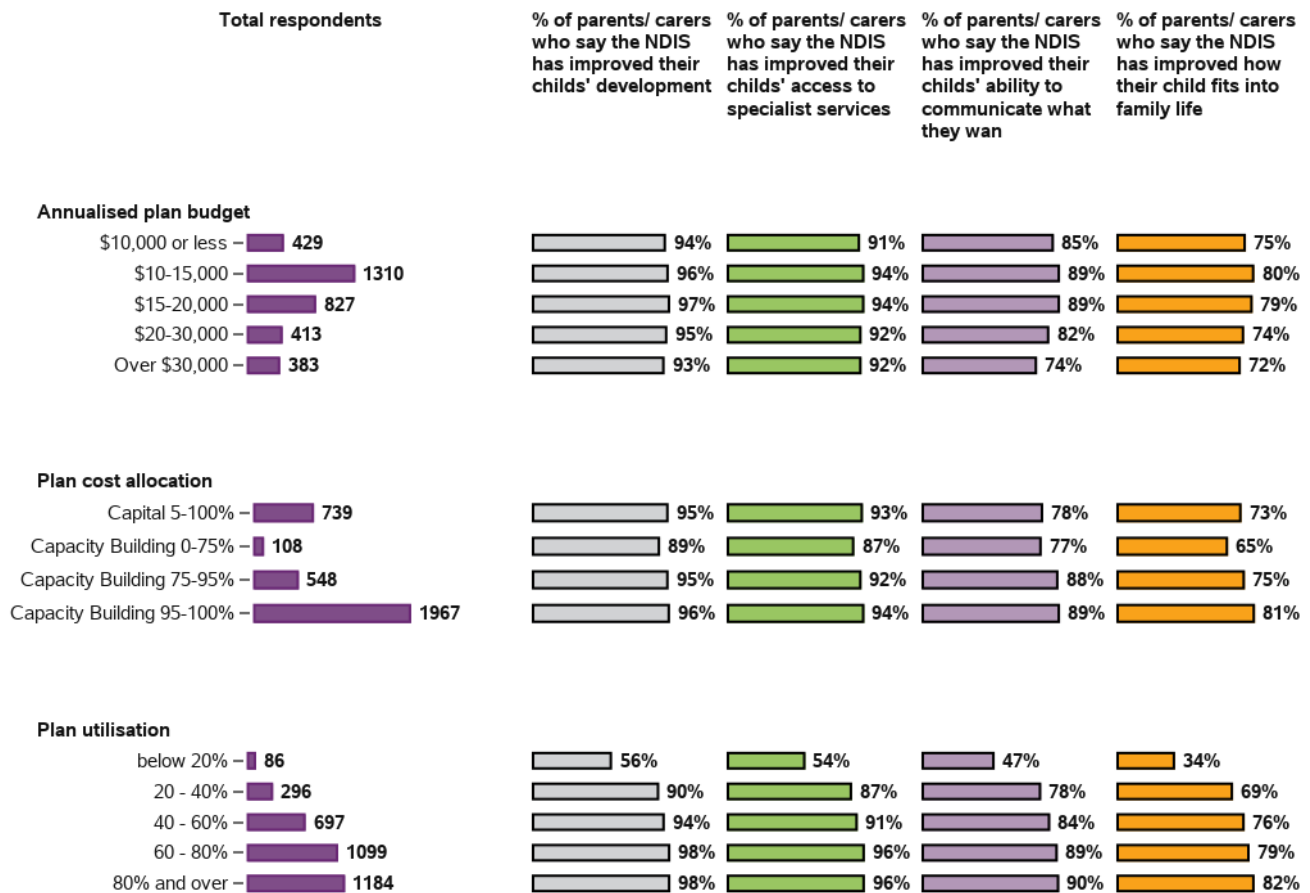
Appendix E.11.1 - All domains

Has The NDIS Helped? indicators at second review for SF - by participant characteristics (continued)



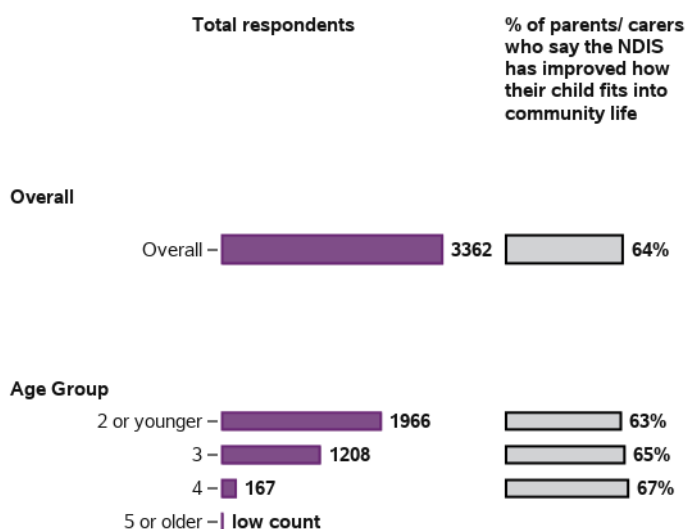
Appendix E.11.1 - All domains

Has The NDIS Helped? indicators at second review for SF - by participant characteristics (continued)



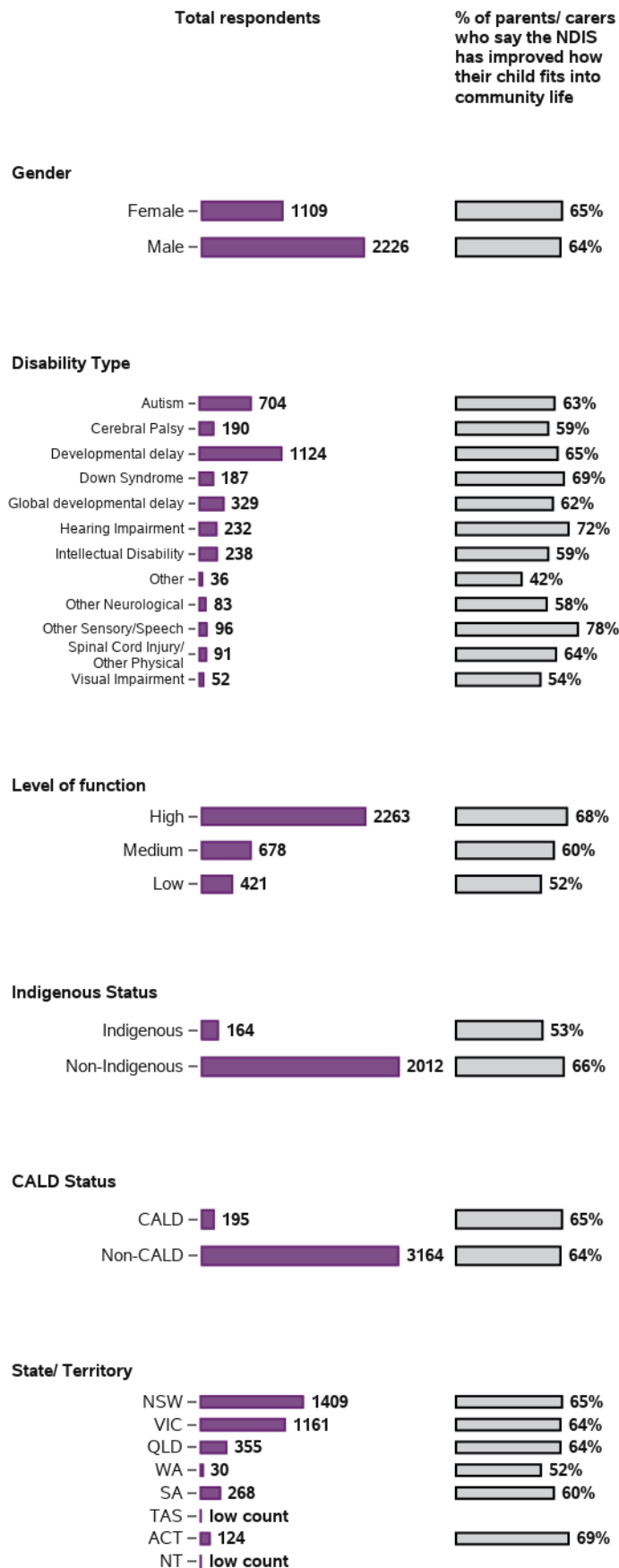
Appendix E.11.1 - All domains

Has The NDIS Helped? indicators at second review for SF - by participant characteristics (continued)



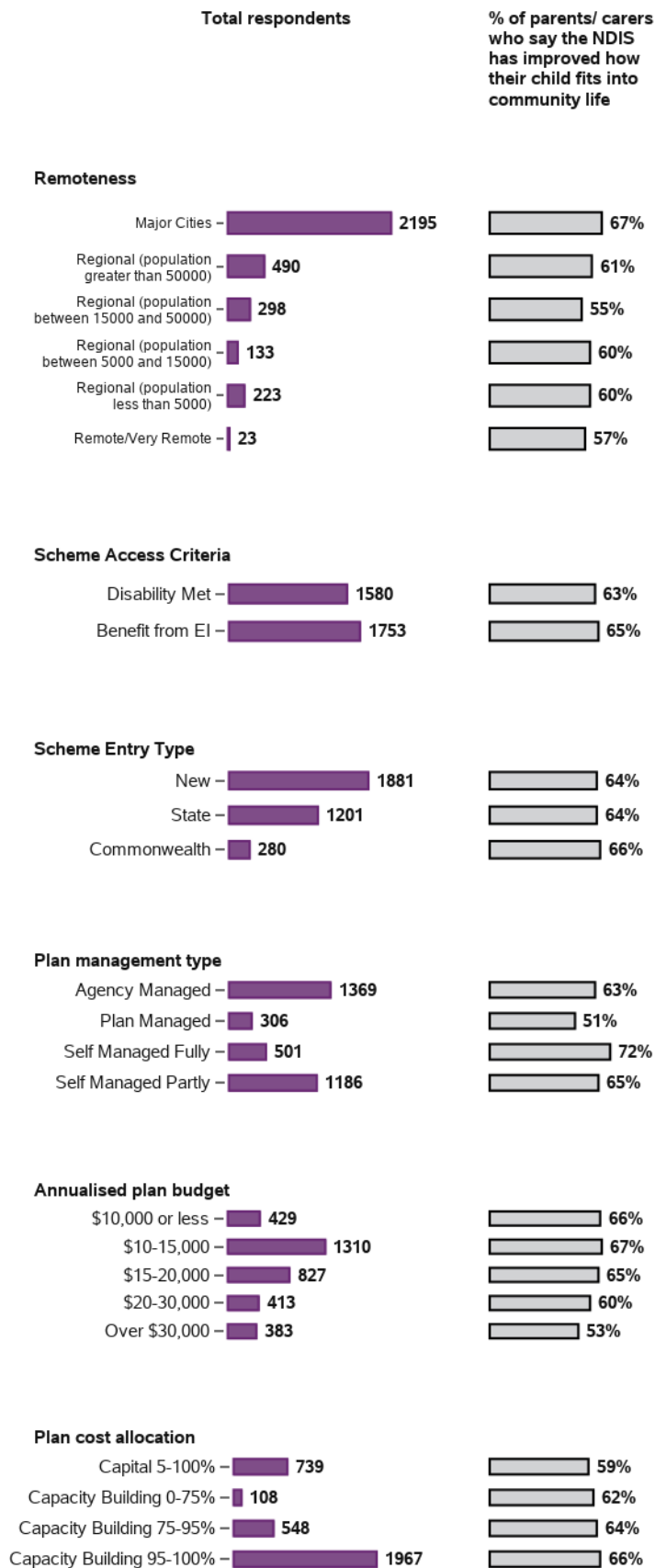
Appendix E.11.1 - All domains

Has The NDIS Helped? indicators at second review for SF - by participant characteristics (continued)



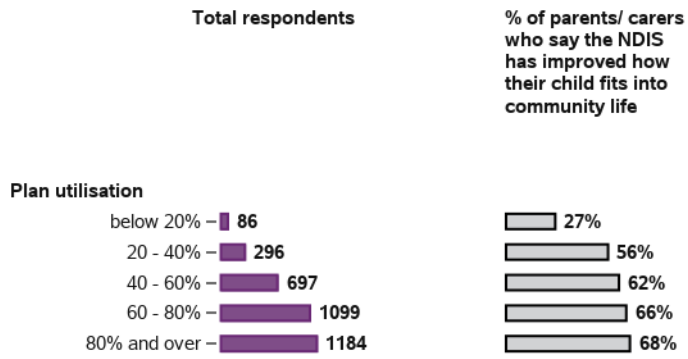
Appendix E.11.1 - All domains

Has The NDIS Helped? indicators at second review for SF - by participant characteristics (continued)



Appendix E.11.1 - All domains

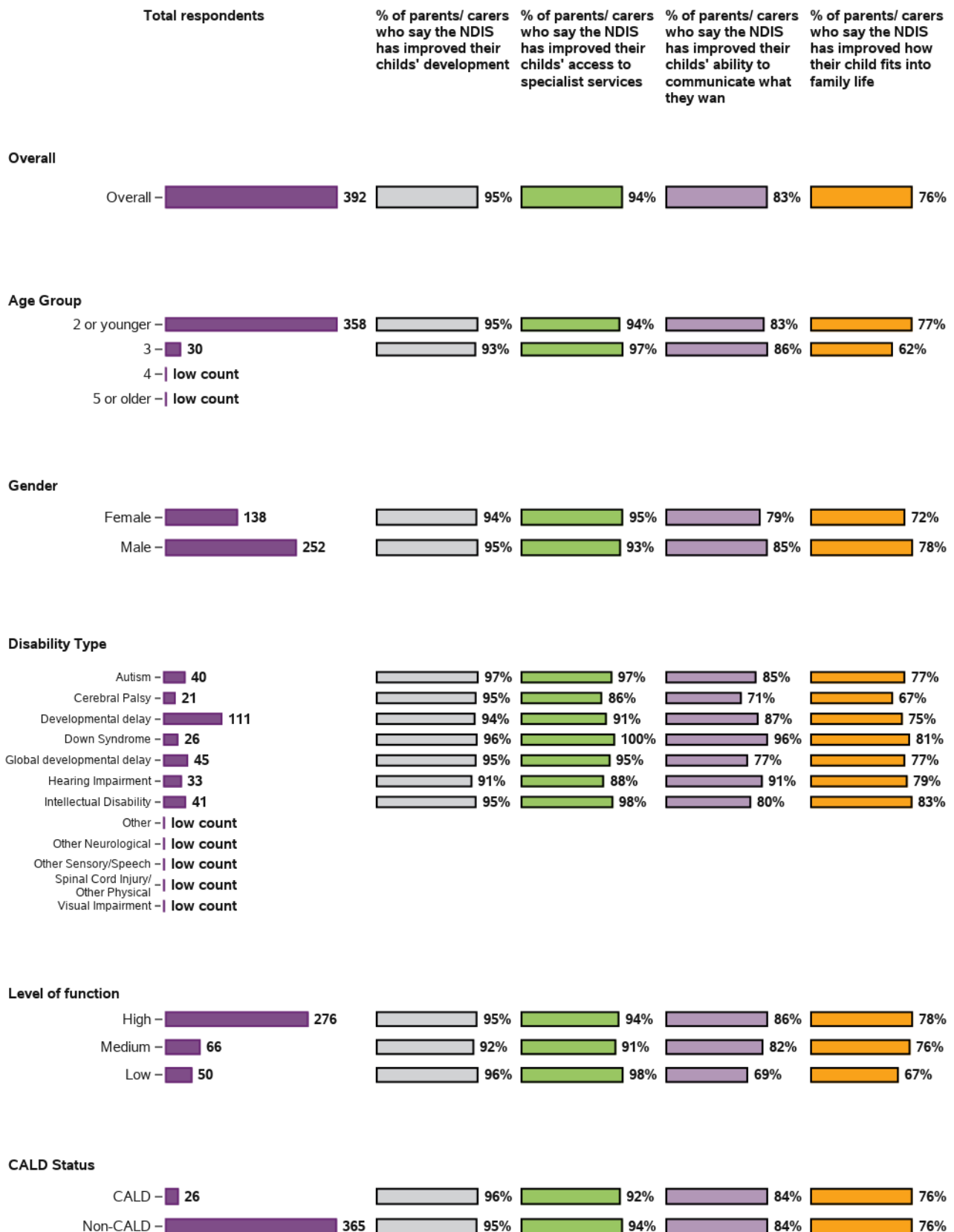
Has The NDIS Helped? indicators at second review for SF - by participant characteristics (continued)



Appendix E.12 - Participants from birth to starting school - Has The NDIS helped? indicators at third review - by participant characteristics

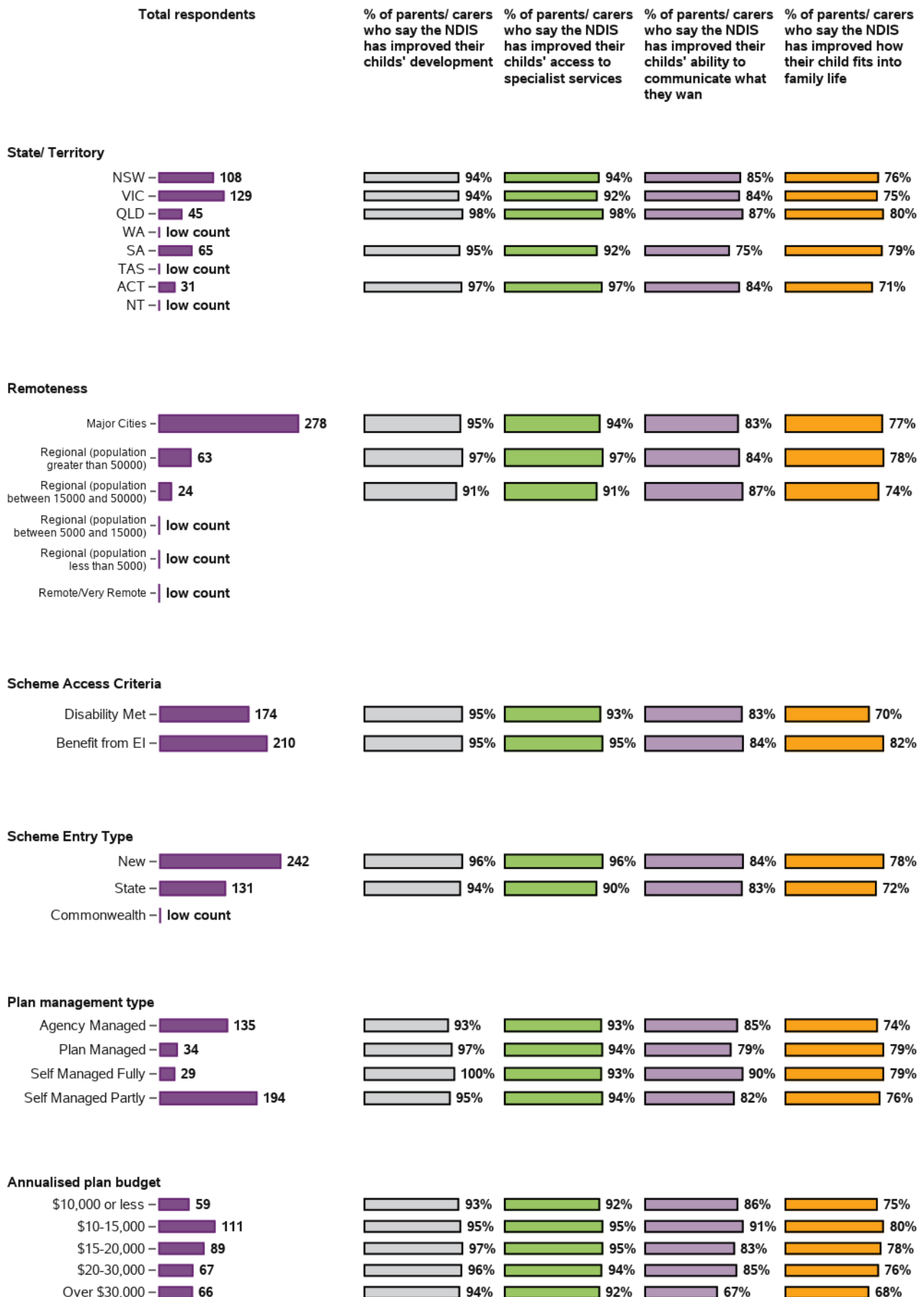
Appendix E.12.1 - All domains

Has The NDIS Helped? indicators at third review for SF - by participant characteristics



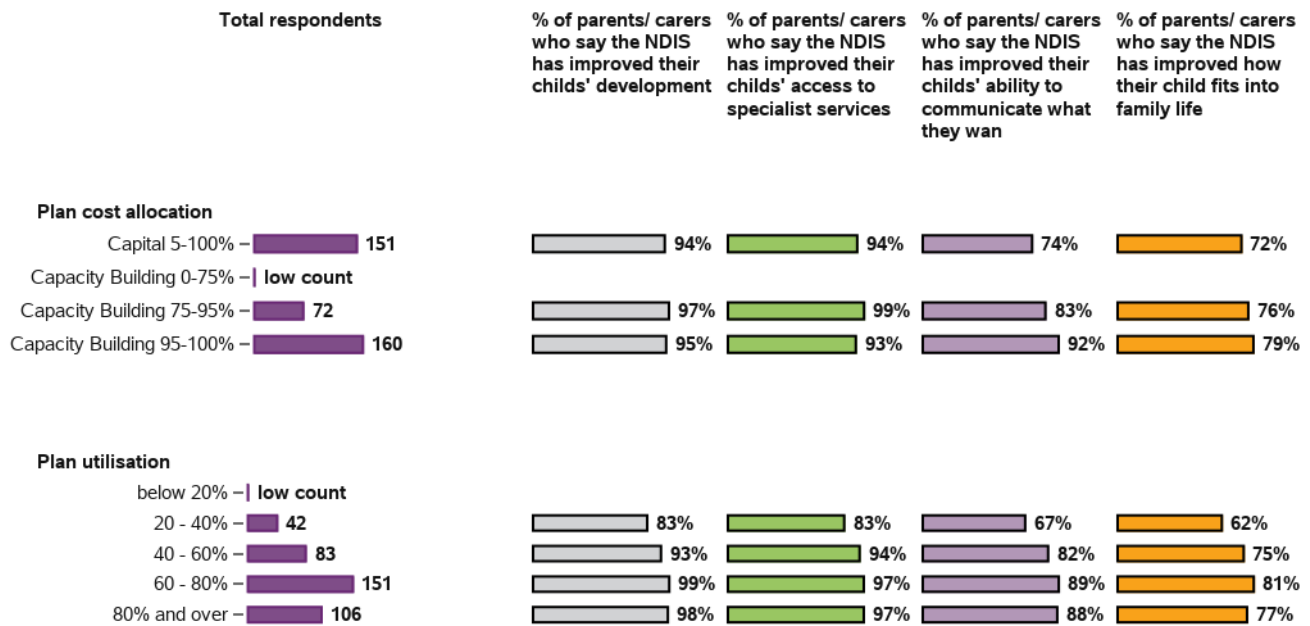
Appendix E.12.1 - All domains

Has The NDIS Helped? indicators at third review for SF - by participant characteristics (continued)



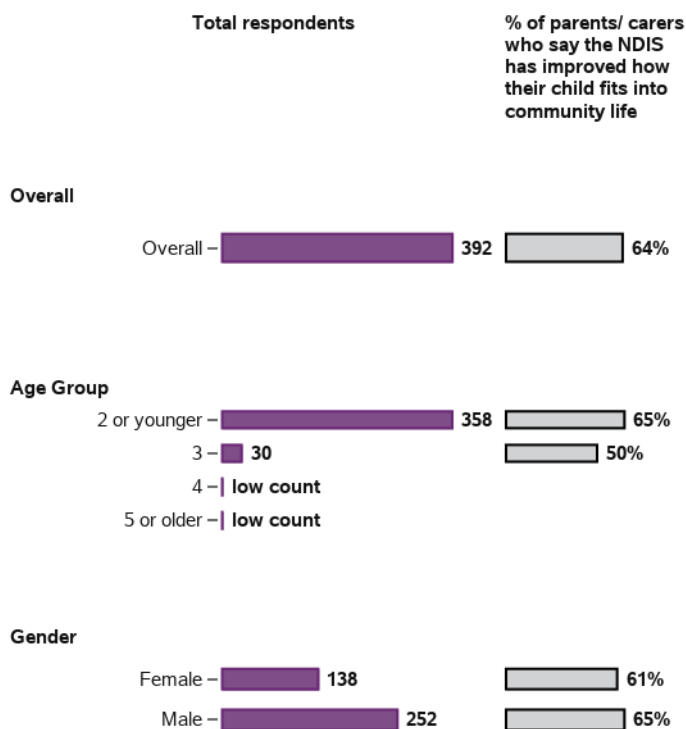
Appendix E.12.1 - All domains

Has The NDIS Helped? indicators at third review for SF - by participant characteristics (continued)



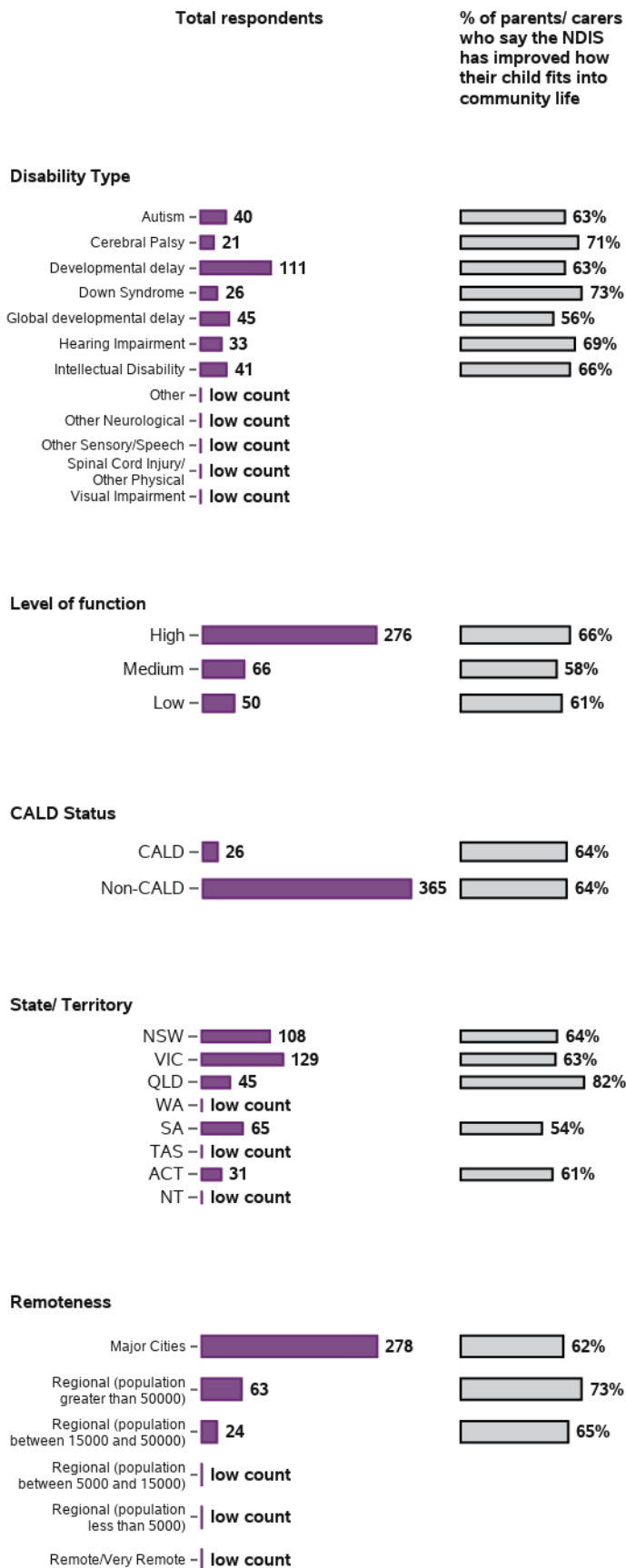
Appendix E.12.1 - All domains

Has The NDIS Helped? indicators at third review for SF - by participant characteristics (continued)



Appendix E.12.1 - All domains

Has The NDIS Helped? indicators at third review for SF - by participant characteristics (continued)



Appendix E.12.1 - All domains

Has The NDIS Helped? indicators at third review for SF - by participant characteristics (continued)

